


HP Professional

AN INDEPENDENT PUBLICATION FOR USERS OF HP COMPUTERS ■ VOL.3 ■ NO.9 ■ \$4.00

SEPTEMBER 1989

CIM



■ 'Hidden Factory'
Productivity


■ MMS Improves
Control Of
Factory Floor

■ Insights Into
COBOL85



INDUSTRY WATCH

*Investing In CIM For
The 21st Century*



SOLID GOLD.

BackPack/V

BackPack™/V is the leading alternative system backup facility for the HP 3000, offering high-speed and unattended backup capabilities to reduce or eliminate the downtime required for backup. Integrating the functions of HP's STORE, RESTORE, FULLBACKUP, PARTBACKUP, DBSTORE, VALIDATE and SYSDUMP facilities, BackPack cuts tape usage in half and produces tapes which can be restored on any stack or Spectrum HP 3000.

With our years of experience developing system software for the HP 3000, our close cooperation with Hewlett-Packard, our dedication to quality assurance, and our acclaimed customer support program, Tymlabs offers BackPack users an unqualified guarantee of reliability and satisfaction. See for yourself why BackPack is a solid gold hit. Call and order your free demo today.



Tymlabs Corporation
811 Barton Spgs, Austin, TX 78704 USA
(512) 478-0611
Fax (512) 479-0735

Tymlabs (UK) Ltd.
196 Whittington Rd, London N22 4YL UK
01-881-6644
Fax 01-888-4087

BackPack is a trademark of Tymlabs Corporation.

Tymlabs-APPIC
Epinay sur Orge, France
64-54-87-37
Fax 69-34-03-23

Wick Hill Associates
Egham, Surrey, UK
0784-438441
Fax 0784-433316

Megatec Pty., Ltd.
Milcham, Victoria, Australia
(03) 874-3633
Fax (03) 873-5667

Infosistemas Financieros
Mexico, D.F.
254-3274
Fax 254-7140

Procesaseg S.A.
Caracas, Venezuela
(582) 781-08-80
Fax (582) 781-26-10

Mandata
Krefeld, West Germany
02151-590014
Fax 02151-590073

Quant Systems
Hoofddorp, The Netherlands
2503-40334
Fax 2503-39700

Singapore Computer Systems
Singapore
775-2477
Fax 778-2747

DATABASE CAPTIVITY

CONNECTABILITY

COMPATIBILITY

PORTABILITY

HP USERS WON'T TAKE THIS BAIT!

Others may promise Compatibility, Portability and Connectability. But to what? Not to: MPE V, IMAGE, TurboIMAGE, HP SQL, KSAM, MPE, SPL, HP Editors, Utilities, Dictionary/V, System Dictionary, advanced terminal support, not to mention hundreds of 3rd party and HP application packages. In fact, not to most of the HP world!

PowerHouse® - number one on HP - doesn't trap you into a "captive" database environment.

PowerHouse works across the most popular HP commercial databases and file systems, allowing you to maximize development performance, while preserving and enhancing your investment in existing HP software.

PowerHouse 4GL doesn't need to call in 3GLs to finish the job.

PowerHouse StarBase™ (which integrates with, not attempts to replace) HP data sources - will be the most advanced SQL RDBMS on HP.

PowerHouse is the development environment of choice for 8500 HP sites worldwide - including 250 HP VARs, and over 300 licenses within HP itself.

PowerHouse and StarBase - proven application development performance, where it really counts - on HP.

1-800-426-4667*

Performance so powerful that over 300 HP vertical applications have been developed by PowerHouse Partners.

I don't want to be locked out of the HP world!

Please send me information on:

- _____ PowerHouse & StarBase, the HP solution (including a catalogue of over 300 existing commercial applications)
- _____ PowerHouse Partners Program - the best in the business!

Attach business card and mail to: * Cognos Corporation, 2 Corporate Place, 1-95 Peabody, MA 01960 or photocopy and FAX to: (508) 535-1328


More than the leading 4GL - the most successful development environment on HP

COGNOS®



* Cognos Incorporated, P.O. Box 9707, 3755 Riverside Drive, Ottawa, Ontario, Canada K1G 3Z4, 1-800-267-2777. In Europe, Cognos Limited, Westerly Point, Market St., Bracknell, Berkshire, RG12 1QB, +44 344 486668. Cognos, PowerHouse and PowerHouse StarBase are registered trademarks of Cognos Incorporated. Other trademarks are the property of their respective trademark holders.

Erasable Technology



just got better:

Introducing IEM's erasable optical disk drive for HP computers. The model MOD5-HP650 uses the **CS-80** data transfer protocol, and can store up to 650 MBytes of information on a compact, removable cartridge. Best of all, it attaches quickly and easily via an **HP-IB** cable — not SCSI — making it instantly compatible with the **HP 1000, 3000 and 9000** machines. So erase your data storage problems, with the latest in optical disk solutions. *From IEM, of course.*



Expand Your Horizons



P.O. Box 8915
Fort Collins, CO 80525
(303) 223-6071 • FAX (303) 223-4246

CIRCLE 117 ON READER CARD

Available Now! Call (800) 321-4671

C

ONTENTS

SEPTEMBER 1989

VOL. 3, NO. 9

30 **FOCUS: Improving Productivity In The 'Hidden Factory'** *by Peggy King*

Employees need to understand the company's business direction and how their work affects the entire manufacturing process and the finished product.

36 **FOCUS: Manufacturing Message Specification** *by Paul Morrison*

MMS improves control of the factory floor. It's designed to give cell control computers the communications tools necessary to direct/monitor the activities of factory-floor devices.

42 **Managing DeskManager** *by John Enck*

Fine-tuning DeskManager in a multivendor environment.

52 **Insights Into COBOL85** *by James Richard*

COBOL85 offers increased program legibility and efficiency and can decrease programming time with In-line PERFORM and INITIALIZE statements, as well as the ability to reference data by byte position.

C O L U M N S

FROM THE LAB:

20/20

by Del Lukens 56

Adager

by Joel Martin 58

RDBMS: Basic Table Operations

by Fabian Pascal

A Purely Logical Approach To
Answering Real Questions. 66

HP-UX: Documentation Facilities

by Andy Feibus

Controlling The Format
Of A Document. 72

PC TIPS: Batch File Bonuses

by Miles B. Kehoe

Get More Out Of Old Files. 76

FIELD SERVICE: Preserving Your Hardware

by Ron Levine

Guidelines To Prevent
Potential Disasters 82

D E P A R T M E N T S

Editorial. 8

ARISTALK. 10

Industry Watch. 12

News & Trends. 16

New Products. 24

Product Showcase. 92

Consultants Directory. 95

Software Directory. 95

Advertisers Index. 96

Calendar. 96



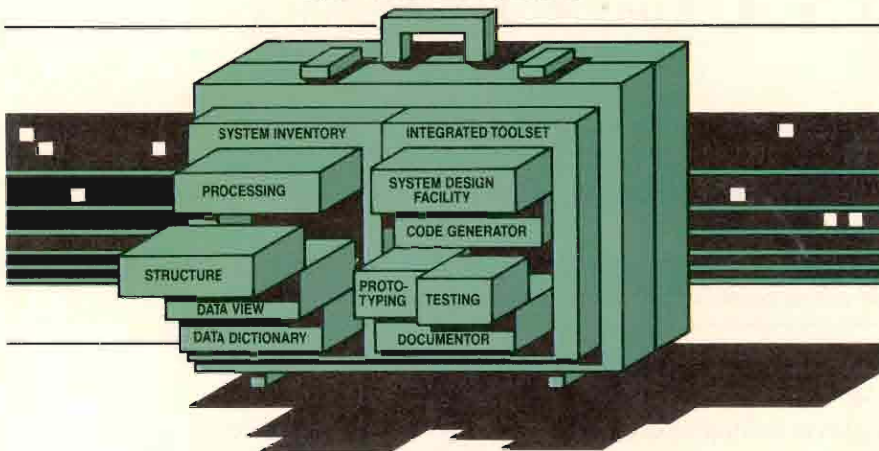
Contest Winner:
John Enck of Forest
Computer (Lansing, MI)
won first place in
HP Professional's Call
For Papers
Contest ..(p.42).

On The Cover:
Cover photo courtesy
of Hewlett-Packard.

ARTESSA[®]

3000

The application builder for the HP3000



Our open and shut C.A.S.E.*

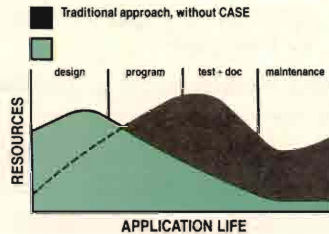
*Computer Aided Software Engineering

▼ Can you afford to...

- tie up 80% of your resources on maintenance?
- finish projects up to 100% over budget and behind schedule?
- lose business opportunities because of obsolete or faulty applications?
- pay for costly "run-time support" for programs that "crawl"?

▼ When you can have today...

- QUALITY ENGINEERED applications, designed to accommodate future changes now.
- INCREASED PRODUCTIVITY in development, through re-usable components and a powerful set of tools.
- USER SATISFACTION with easily maintainable, reliable and highly featured applications.
- PERFORMANCE that only compiled COBOL can give, at *no extra cost*.



Call or write today **RAET** 1-800-338-3772

Quality Consultants, Inc., 1775 The Exchange Suite 140, Atlanta, GA 30339

New England
Wacom Systems, Inc.
(617) 769-4344

Mid West
O'Brien Downs Systems, Inc.
(513) 891-9300

Canada
COA Computer Systems, Inc.
(416) 333-0611

West Germany
**Armin Knoblauch
Industrieinformatik**
0931/27 46 61

South East
Quality Consultants, Inc.
(404) 980-1988

South West
**Information Systems
Professionals, Inc.**
(714) 778-1818

Australia
Field Technologies Pty. Ltd.
(03) 662-3329

CIRCLE 134 ON READER CARD

UNIX is a registered trademark of AT&T in the U.S.A. and in other countries.

MS-DOS is a trademark of Microsoft.

Macintosh is a trademark of Apple Computer Inc.

X Window System is a trademark of MIT.

Microsoft is a registered trademark of Microsoft Corp.

HP Professional

Publisher: Carl B. Marbach
Editorial Director: R.D. Mallery

Editorial

MANAGING EDITOR Thomas M. Halligan
COPY EDITOR Andrea J. Zavod
WEST COAST EDITOR Peggy King
FIELD SERVICE EDITOR Ron Levine
CONTRIBUTING EDITOR Bill Sharp
EDITORIAL SYSTEMS COORD. Anne Schrauger
CONTRIBUTORS John Enck, Andy Feibus, Miles B. Kehoe, Paul Morrison, Fabian Pascal, James Richard

DP Laboratory and Testing Center

DIRECTOR R.D. Mallery
MANAGER David B. Miller
TECHNICAL EDITOR George Frueh
TECHNICAL EDITORS Sheldon Green, Miles B. Kehoe, Del Lukens, Joel Martin (HP), Bill Davis, Tom Davis (IBM), Barry Sobel (DEC)
MIS SOFTWARE MANAGER Bonnie Auclair
MIS SYSTEMS MANAGER Kevin J. Kennelly

Design & Production

DESIGN/PRODUCTION MANAGER Ruth Ann Leiby
DESIGN/PRODUCTION ASSOCIATE Pat Messina
ADVERTISING BOOKING COORD. Lori Goodson
ADVERTISING PROD. COORD. Suzanne Garr
TRAFFIC/PRODUCTION ASST. Kim Macheski
PROMOTIONS MANAGER Tim Kraft
GRAPHIC DESIGNERS Richard Kortz, Thomas Owen, Sue Ann Rainey
PRODUCTION ARTIST Patricia Kraekel
TYPESETTER MaryEllen Coccimiglio

Circulation

CIRCULATION DIRECTOR Carrie Eisenhandler
CIRCULATION MANAGER Betsy Ellis
FULFILLMENT MANAGER Margie Pitrone
CIRCULATION DBA Rebecca Schaeffer
PROFESSIONAL PRESS, INC.

PRESIDENT Carl B. Marbach
VICE PRESIDENT R.D. Mallery
VICE PRESIDENT Peg Leiby
VICE PRESIDENT Helen B. Marbach
EXECUTIVE EDITOR Linda DiBiasio
EXECUTIVE DESIGN DIRECTOR Leslie A. Caruso
DIRECTOR OF MARKETING Mary Wardlaw
CONTROLLER Andrea Beneke
ASSISTANT TO THE PUBLISHER Jan Krusen

For more information on how to contact your sales representative, see page 96. Editorial, advertising sales and executive offices at 101 Witmer Rd., Horsham, PA 19044 ■ (215) 957-1500
TWX 910 333 9522 ■ Easylink 62805174
FAX (215) 957-1000

HP PROFESSIONAL ISSN 0986145X is published monthly by Professional Press, Inc., 101 Witmer Rd., Horsham, PA 19044. Subscriptions are complimentary for qualified U.S. and Canadian sites. Single copy price, including postage \$4. One year subscription rate \$30 U.S. and Canada; \$60 foreign. All orders must be prepaid. Second Class postage paid at North Wales, PA, and additional mailing offices. POSTMASTER: Send all correspondence and address changes to HP PROFESSIONAL, P.O. 616, 101 Witmer Rd., Horsham, PA 19044. COPYRIGHT © 1989 by Professional Press, Inc. All rights reserved. No part of this publication may be reproduced in any form without written permission from the publisher. All submitted manuscripts, photographs and/or artwork are sent to Professional Press, Inc. at the sole risk of the sender. Neither Professional Press, Inc. nor HP PROFESSIONAL magazine are responsible for any loss or damage. HP PROFESSIONAL is an independent journal not affiliated with Hewlett-Packard Company. HP and Hewlett-Packard are registered trademarks and HP PROFESSIONAL is a trademark of Hewlett-Packard Company.

BPA ABP

The only HP compatible terminal with a five year warranty and a money back guarantee.

We can afford to send you our HP compatible *HCT* with a money back guarantee* because you won't want to send it back.

Why?

Because the strongest sales tools we have are your eyes. Set the Cumulus *HCT* next to any Hewlett-Packard alphanumeric display terminal and be prepared "to be knocked off your feet" (as quoted in The HP Chronicle, September 1988 issue, page 50.)

BIGGER

The *HCT* offers 40% more usable viewing area than any HP terminal.

BETTER

The most impressive screen quality on the market. A rock-solid image.

FASTER

A data display and throughput rate nearly 25% faster than HP's comparable offerings.

FOR LESS

The functionality of the 700/94 at a price more than 15% less than that of the 700/92. The industry's first 5 year warranty, fully 400% longer than HP's. And a product that costs 33% less to operate than an HP terminal.

For a free copy of our SCREEN TEST HANDBOOK, or to arrange for a demo, call the Cumulus Hotline today.

1-800-648-6004


CUMULUS

1007 Elwell Court
Palo Alto, California 94303
(415) 960-1200

*For qualified buyers only.

CIRCLE 198 ON READER CARD





H · I C ·  · M · P

INTERNATIONAL

WHY HEWLETT-PACKARD CHOSE OUR HIBACK™ AND DBTUNE™ SOFTWARE OVER EVERYONE ELSE'S.

We'd like to be modest, but it's impossible. Because after months of testing and evaluating all the alternative backup software available for their HP/3000, Hewlett-Packard chose ours exclusively. HP discovered, that we were the only HP backup product which allows store and restore over networks and unattended backup to disc. And now our HIBACK software is the only one of its kind completely in NATIVE MODE.

They rated our HIBACK/3000 product, Number One in: speed, security, error recovery, flexibility, data compression and in cost effectiveness.

Hewlett-Packard chose our DBTUNE/3000 and DBTUNE/XL database software for its outstanding preventive maintenance, capacity management, per-

formance tuning, root file maintenance, hi-speed general database maintenance and because with all Hi-Comp software, they save time, money and provide peace of mind.

Hi-Comp is very proud that our backup and database management software has been chosen, not only by Hewlett-Packard, but continues to be chosen by many other international companies like BASF, Shell and Mobil. (But don't take our word for it, find out for yourself.)

If you would like more information regarding the strategic and financial impact our unique software can have within your company, call, fax, or write our New York or Hamburg office today. If you'd like, we'll give you a free 45 day trial demo tape. We are known as "The Innovators,"

because we "back-up our backup" software with more exclusive features and financial savings than anyone else.

Hi-Comp Hinrichs GmbH,
Eichenlohweg 24, D-2000
Hamburg 60; Tel.: 49-40-630
4011; Fax: 49-40-631 6004.
Toll Free UK: 0800-898501.

FREE DEMO TAPE!
Call or send for a Free
45 day trial demo tape!

H · I · C ·  · M · P
A M E R I C A , I N C .

"THE INNOVATORS"™

Hi-Comp America, Inc.
305 Broadway, New York, NY 10007
212 732-1946 212 233-4678 fax
1-800-DBETUNE Toll Free

- Please send me more information about your HIBACK and DBTUNE software.
- Please send me your **FREE** 45 day trial demo tape:
- Hiback DBTune MPE-XL MPE-V

Name: _____

Company: _____

Address: _____

City/State: _____ ZIP: _____

Phone: _____ Fax: _____

CALL TOLL FREE 1-800-DBETUNE

The Boys Of Summer

One of the highlights of covering the HP market is attending the company's annual three-day CIMinar, a special editorial seminar that brings together editors from the trade press, HP brass, manufacturing executives, industry analysts, plus an array of academicians and authors who track and report on the state of U.S. manufacturing.

Now in its sixth year, the summer event always is held at a resort or country club where informality is the rule and business attire is strictly forbidden. The setting for this year's CIMinar was the Silverado Country Club, nestled in the lush wine country of Napa, CA (now you know why it's a yearly highlight).

But CIMinar is serious business to Hewlett-Packard. Manufacturing is HP's No. 1 market, accounting for one-half of the company's annual sales. Serious business, indeed — not only for HP, but for every American manufacturer concerned with global competition in the '90s.

When John Young, HP's president and chief executive officer, talks about the state of U.S. manufacturing, he doesn't mince words, even in the casual atmosphere of a country club. Opening the CIMinar, Young pointed out that the United States has invested less in manufacturing in the 1980s than in any other period in U.S. history. He mentioned that since World War II, two-thirds of economic growth in the U.S. can be attributed to "better technology." He stressed that there are no "owners" today, only "traders," and that the greatest challenges we face today aren't technological, but sociological. That is, the U.S. again must recognize the importance of manufacturing.


The purpose of CIMinar isn't so much a three-day promotion of HP's computer integrated manufacturing products and strategy, but an educational effort by the company to make the trade press aware of the overall importance of manufacturing to the U.S. economy. Yes, there was some Japan bashing (Korea and Congress, too), but the scope of the event focused on what the U.S. must do to compete against foreign competition in a global marketplace.

And the key word mentioned by almost every speaker and repeated at every social event was "integration." We were told that we are now in the midst of a CIM evolution, rather than a revolution; that the technology is sound, and now the focus is centered on tying it all together to connect the factory floor to the executive suite.


The challenge today isn't so much developing and refining the automation of industry; rather, the focus is to "integrate" existing multivendor systems to incorporate all the elements necessary to unite every function of a company. The end result? An integrated approach to plan and manufacture products that will compete in price, performance and quality in the global marketplace.

John Young said that the U.S. has always been the long ball hitter, but now foreigners are doing everything they can just to get on base, any way they can — singles, bunts. . . . In order for U.S. manufacturing to get back into the game, those in the know look at integration as a fastball that has home run written all over it.

Tom Holligan



HOW TO GET EVERYTHING OUT OF A SPECTRUM THAT HP PUTS IN.



EMC's 95X Spectrum Memory for
HP 3000 950/955 Systems.

You saw terrific potential in your Spectrum system when you bought it. The trouble is, to turn that potential into productivity, you need more memory — and the cost of that can add up in a hurry. But today more and more companies are finding out that it doesn't have to.

WHAT'S GOTTEN INTO THE WORLD'S MOST SOPHISTICATED SPECTRUM USERS?

EMC's 95X memory for HP Precision Architecture systems. As the established leader in the HP 3000 marketplace, our commitment to bringing users cost-effective alternatives for memory and disc needs is unsurpassed. We continue this tradition with 95X memory for Spectrum Series systems — available in 16 megabyte capacity boards and backed by EMC's stringent testing procedures and industry-first Lifetime Warranty.

EMC also offers you the depth of support you'd expect from a leader.

Our service centers worldwide keep full spares inventories and have trained Customer Engineers on-call. And, our new full service Response Center gives you the benefits of technical expertise and dial-in diagnostic capabilities 24 hours a day, 365 days a year.

Priced significantly less than any comparable offerings from Hewlett-Packard, 95X Spectrum memory from EMC gives you everything you're looking for. A full Spectrum of performance and value.

For more information, call

1-800-222-EMC2

(MA residents call

1-508-435-1000)

Ext. H938.

In Canada, call

1-800-543-4782

*HP is a registered trademark of Hewlett-Packard.

EMC²

The System
Enhancement Company.

ARISTALK

Hello, ...ARIS?

HP Professional's Bulletin Board Is Waiting To Hear From You

By now, many of you have had a chance to try out our new bulletin board, ARIS/BB. Or, maybe you were unable to log on because of improper terminal settings or, I shudder to say, our system was down.

Actually, there was a two-week period when our ARIS phone lines were down because our new LAT system had some bugs to be ironed out. Also, our air conditioning went on the blink, and the temperature in the computer room rose above 90 degrees. We had no choice but to shut down the computers until a motor was replaced in the cooling system. A day or two later, a construction worker accidentally knocked down electrical wires. The repair required a power shutdown in our building. That's our excuse. What's yours? Maybe you have a few questions.

What computer does the BBS run on?

A DEC VAXcluster.

What terminal type should I use?

VT100/VT200 (ANSI mode).

I don't have a VT100 emulation capability on my Vectra.

There are a number of terminal emulation software products on the market. Some are even public domain. HP's AdvanceLink is a terminal program that supports ANSI standard mode.

After the modems connect, I wait and wait, and nothing happens.

Once the modems CONNECT, hit your return key two or three times to wake things up. Too few or no returns will cause a disconnect.

What does ARIS have to offer beside the Message Center?

Did you ever need an article you read several months ago, but couldn't remember what issue it was in? The Cumulative Index (44 from the Master Menu) can help you locate articles. Don't worry if you can't remember the title. You can Search by Title by entering only one

word and you'll get a list of titles where that word appears. If you have a favorite author, look up his articles under Search by Author. Next to the titles, you'll see a sequence of numbers that tells you the volume, number and page of the article. For example, 3.5.30 is Vol. 3, No. 5, page 30. If you don't have the issue you need,

How To Use ARIS/BB

Subscribers to *HP PROFESSIONAL* can call up our on-line bulletin board and log into ARIS/BB, our Automated Reader Information Service. In ARIS/BB, you can download programs from this publication, communicate with our editors, request a change of address, find additional information about advertisers, order books and back issues, check the guidelines for submitting articles, take a peek at our editorial calendar for the year and communicate with other HP users.

To log in, you'll need your subscription number from your mailing label. Set your terminal to seven data bits, one stop bit and space parity, or eight data bits, one stop bit and no parity. Set your terminal emulation to VT100 and dial:

(215) 957-1000 - Pennsylvania
 (818) 577-9100 - Southern California
 (415) 873-2135 - Northern California
 (617) 863-5010 - Massachusetts
 Baud rates: 300, 1,200 or 2,400.

The ARIS/BB symbol appears at the beginning of each program that's downloadable. Use these recommendations at your own risk. Professional Press is not liable for any damages to your system that might be caused by the hardware, software, programs or procedures discussed here.

XMODEM and KERMIT are available.

order it through Back Issues (22 from the Master Menu).

The Cumulative Index is just one feature of ARIS. *Figure 1* shows the actual ARIS Master Menu, so you can see the many options available to you.

Show off your expertise. Contribute your knowledge to the Message Center. People are waiting to hear from you.

Remember, ARIS is free to subscribers. All it costs is your phone call. And we have four locations, so choose the number nearest you. —Anne Schrauger

ARIS Master Menu

** Product Information **	** Reader Forum **
11 - Index by Product/Vendor Name	41 - Message Center
	+42 - User Group Forum
** Subscription Information **	43 - Programs to Download
21 - Change Mailing Address	44 - Cum Index of Articles
22 - Order Back Issues	45 - Letters to Editor
23 - Order Books Published by Professional Press	+46 - Text Retrieval
24 - Subscribe to VAX PROFESSIONAL	** User's Guide **
25 - Reprint Information	51 - Dear SYSOP
	52 - ARIS News
** Writer's Guide **	53 - Publication News & Corrections
31 - Editorial Calendar	54 - New Publication
32 - Author's Guidelines	


(+ = new feature coming soon)

99 - to exit ARIS

Choose your selection :

Figure 1: Many options are available to the ARIS/BB user.

Transforming your HP 3000 data with speed is elementary.



Allow your end user the speed and versatility of a complete information access tool. **DataExpressSeries™** provides MIS security and control, while extending to your end user new levels of self reliance and productivity. It's designed to ignite powerful solutions to all your HP 3000 data interchange needs. It's an easy system to learn. And it's easy to use.

As your link to HP 3000 data, **DataExpressSeries** accesses **IMAGE**, **KSAM**, **MPE** and **SD** files, downloading to PC applications such as spreadsheet, word processing and database. **DataExpressSeries** is designed to complement all major PC software, including Lotus 1-2-3, Excel, and Word Perfect to name a few. The **ReportDesigner** module has been engineered so that your end users can create sophisticated, customized reports. And your staff can generate full-color, two and three-dimensional graphics with the **GraphicDesigner** module.

With **DataExpressSeries** modules, you have a powerful information center that works with your environment. Our **Interfaces** allow you to take advantage of your investment in PowerHouse, HP Dictionary, RELATE, and Omnidex.

Call us today! Let's have a conversation for action, for service and for productivity. **800-87-IMACS**. We TAKE data seriously.



IMACS SYSTEMS CORPORATION
2825 Eastlake Avenue East, Suite 107
Seattle, Washington 98102
(206) 322-7700

IMX SYSTEMS CORPORATION, Calgary, Canada
(403) 259-2478. IMX INTERNATIONAL, London,
England (01) 541-0242. Telex: 51 944017. Rotterdam,
The Netherlands: (010) 483-1126.
CIRCLE 118 ON READER CARD



INDUSTRY WATCH

Peggy King

About five years ago, I was involved with a team that was supposed to deliver automated production lines to a corporation that desperately needed to cut manufacturing costs. When I joined the project, I was told the month and year when the first factory was slated to operate. When I left a year and a half later, I had yet to see the prototype assembly line do more than move pallets from one point to another.

This company isn't alone in having invested huge resources to implement CIM in hopes of a very quick return on investment. Nor is this the only CIM project not to proceed as planned. A piecemeal implementation of automation can end up costing a company more than it saves when production workers are replaced by the more highly paid knowledge workers needed to maintain computers and other machinery.

If CIM is to provide the tremendous productivity gains needed to keep U.S. factories competitive in the 21st century, funding for long range basic research is essential. Few companies have the funds and the insight to invest in this kind of research. However, HP and Lockheed are two companies that recognize the bonuses of such a research center. Both companies have allocated funds to support the DesignWorld project at Stanford University that eventually will combine computers, intelligent robots, object-oriented databases with inference capabilities and a declarative language for representing manufacturing and design concepts.

DesignWorld is set apart from "quick fix" CIM by its timetable and its approach to automation. While many companies undertake CIM expecting a payoff in a year or two, DesignWorld researchers are

estimating that it will take seven to 10 years to create the kind of automated engineering system that can manufacture a portable compact disc player or similar electromechanical device.

Most project teams are dominated by software engineers with the manufacturing experts called in at review time and for occasional consulting. DesignWorld involves domain experts from the onset, and the ratio of electrical and mechanical engineers to software engineers will increase once the declarative interface language has been developed.

The diagram in *Figure 1* shows digital circuits in the foreground and electro-mechanical systems in the background. The Helios project at Stanford focused on automating the design of digital circuits providing the initial step in the process. The next step toward total automation is to automate the design of analog circuits and finally the mechanical parts of the device to be manufactured.

Regardless of whether the part being designed is a digital circuit, an analog circuit or a mechanical part, the declarative language (Knowledge Interface Format or KIF) is used to build the fundamental models that represent real devices. In early stages the models will be built "by hand," but eventually they'll be generated through an interface between the KIF language and a computer-aided design (CAD) system.

The eventual goal of the DesignWorld project is to automate the repair as well as the manufacture of devices. As a first step toward automated maintenance, the models for the devices will include information about how to repair circuitry. The repair of physical breakages or defects in a system presents an even greater challenge for an intelligent design

system. An expert system capable of enabling devices to repair themselves requires rules for discovering defects and rules to decide whether a defective part should be repaired or replaced.

To date, most commercial projects have automated only the manufacturing stage of a product's lifecycle. DesignWorld goes beyond manufacturing to encompass design for manufacturability on the front end and design for maintainability on the back end. The project combines the expertise of AI researchers, mechanical engineers, circuit designers and database architects to provide the interdisciplinary mix that leads to unexpected discoveries.

Hewlett-Packard and other companies that invest in basic research are looking at technologies that won't become commercially feasible until the next century. Collaborative projects such as DesignWorld benefit many manufacturing efforts both within and outside the sponsoring corporations. Thanks to comprehensive, long-term CIM research, factories of the future may be able to implement CIM in a hurry.

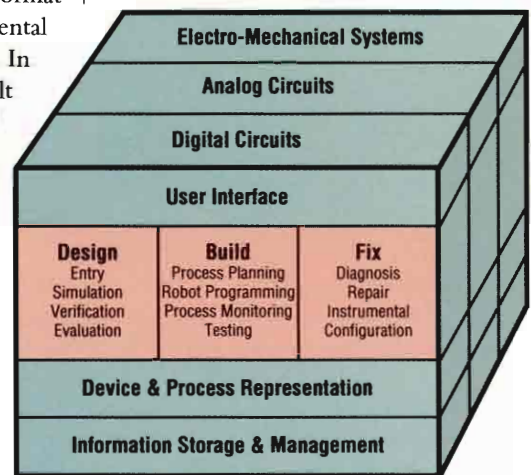
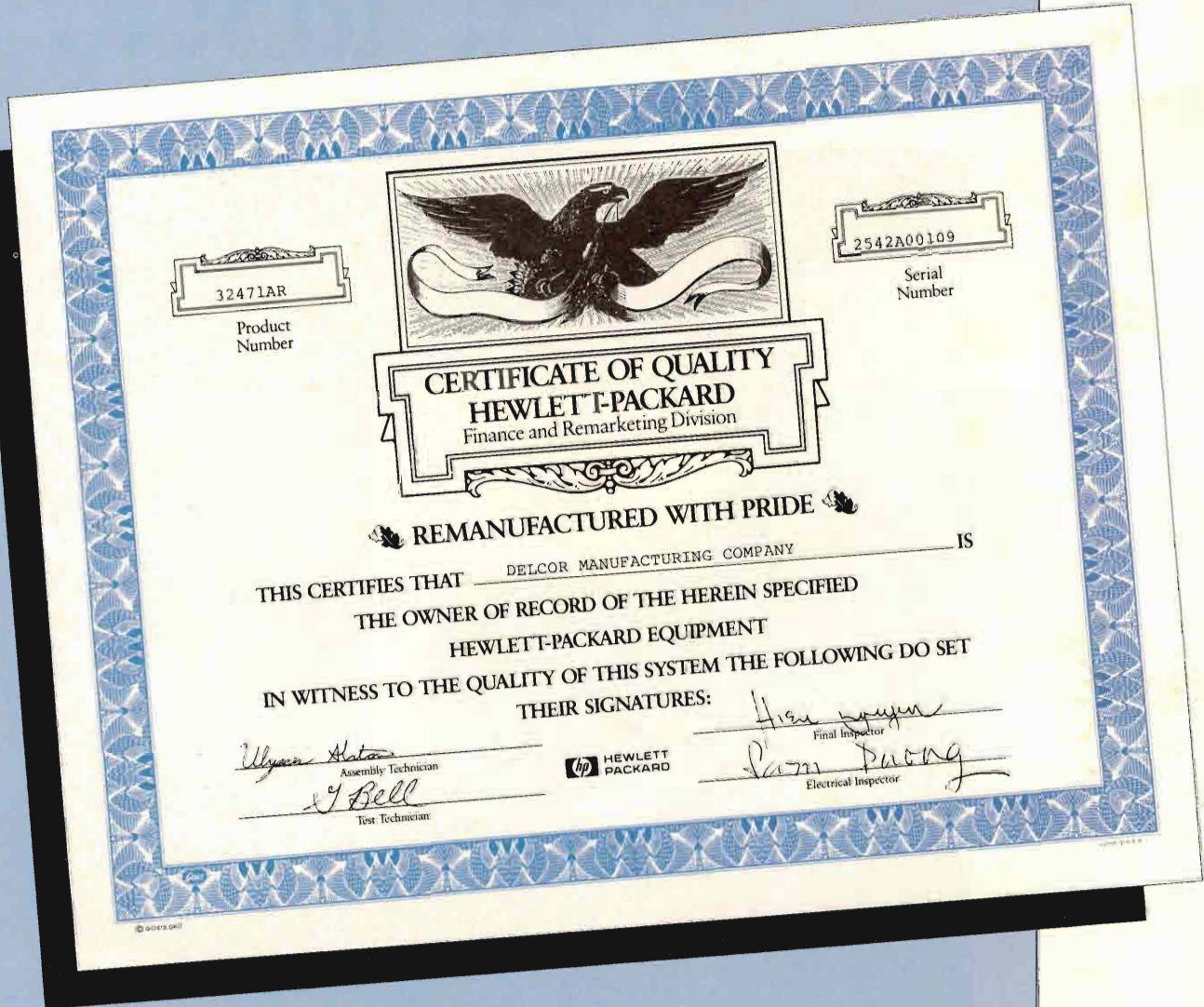


Figure 1: DesignWorld

Who says you can't improve on a good thing?



Hewlett-Packard products have long been synonymous with high quality. Now, you can get that same quality in HP's line of **remanufactured equipment** for **less money**—and with the **same warranty** as new HP products.

But that's not all. When you buy remanufactured products from Hewlett-Packard, HP's team of sales, service and support people

stand ready to provide the added value you can't get anywhere else.

Here are a few of the many services HP provides at no extra cost to you:

- Pre-shipment site preparation and verification
- A thorough implementation support and service plan
- All documentation, manuals and cables

- Insured equipment delivery
- Complete installation


In other words, more for less.

The remanufactured products solution from Hewlett-Packard.

There is a better way.



At last . . .



With PDQ for QUIZ from Tynlabs, you get the best of both worlds: Use QUIZ for efficient prototyping and development, then turbocharge your applications with PDQ for maximum performance.

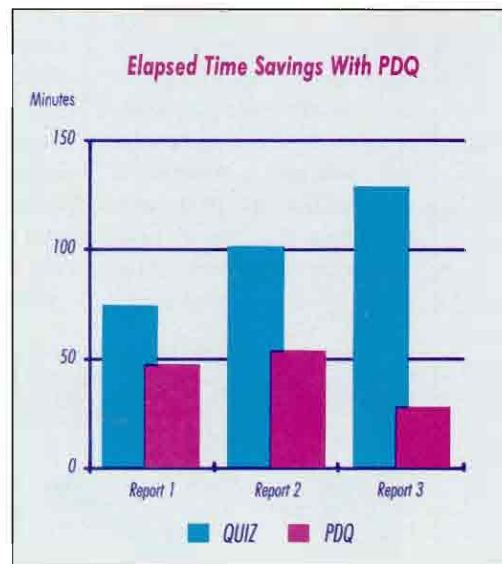
QUIZ runs fast.

PDQ[®] for QUIZ[™] dramatically improves the run-time performance of reports written in QUIZ, Cognos Corporation's fourth generation programming language. PDQ compiles QUIZ reports into machine language instructions which can be executed directly by the HP 3000. While time savings vary, sites around the world report CPU time and elapsed time reductions averaging 50%, and greatly improved system response when reports are run during the day.

Compiling reports with PDQ is a simple one-time process. No changes to your existing QUIZ code are required, and the compiler is operated by simple commands just like those used with other HP 3000 compilers. Unlike the QUIZ COMPILE command, which only saves a few internal tables, compilation with PDQ produces a permanent program file which you can :RUN at any time to produce your report.

If you use QUIZ, you know there is no more efficient way to get applications up and running and out the door. But once you go into production, you need all the performance you can get. Now you can have the development advantage of QUIZ plus the execution speed of a true compiled language.

The PDQ compiler is available for all HP 3000 CPU models, and presently runs in compatibility mode on Series 900 systems. Call us to order your demo copy today.



Report 1: 36% time savings.

Two-pass report with simple calculations, extensive printed output.

Report 2: 47% time savings.

Multi-pass report with moderate calculations, output in last pass only.

Report 3: 78% time savings.

Multi-pass report with extensive totals, multiple defines, and output limited to one-page summary per pass.



Tymlabs Corporation

811 Barton Spgs, Austin, TX 78704 USA
(512) 478-0611
Fax (512) 479-0735

Tymlabs (UK) Ltd.

196 Whittington Rd, London N22 4YL UK
01-881-6644
Fax 01-888-4087

Tymlabs-APPIC

Epinay sur Orge, France
64-54-87-37
Fax 69-34-03-23

Wick Hill Associates

Egham, Surrey, UK
0784-438441
Fax 0784-433316

Megatec Pty., Ltd.

Milcham, Victoria, Australia
(03) 874-3633
Fax (03) 873-5667

Infosistemas Financieros

Mexico, D.F.
254-3274
Fax 254-7140

Procesaseg S.A.

Caracas, Venezuela
(582) 781-08-80
Fax (582) 781-26-10

Mandata

Krefeld, West Germany
02151-590014
Fax 02151-590073

Quant Systems

Hooftdorp, The Netherlands
2503-40334
Fax 2503-39700

Singapore Computer Systems

Singapore
775-2477
Fax 778-2747

European Conference Marks Significant Trends

'Signposting The Nineties'

The 1989 Annual Summer Conference of the HP Computer Users Association, recently held in Brighton, England, had some differences this year, starting with the attendance.

"Attendance was up from previous years, but more of the visitors were 'walk-ins,' paying an entry fee and coming for the day," said spokesman, Peter Brearley. "Exhibitors however were impressed with the calibre of the visitors and the quality of the enquiries," he added.

What is certain is that this annual event is one of the largest of its kind in Europe. The theme "Signposting The Nineties," was particularly relevant in view of the big changes coming up in Europe...1992 and all that.

Richard Worrall, conference chairman noted, "We seem to be arriving at a crossroads in computing. We are seeing an increased emphasis on Open Systems and standards, possibly at the expense of proprietary systems. We shall see whether suppliers will open the "Pandora Box."

Hewlett-Packard Ltd's booth dominated the main

hall and without doubt the most interesting exhibit was HP's new voice processing system currently being launched in Europe. According to Peter Dunmore, product manager voice processing systems, the Euro market for this product is forecast at \$300 million by 1992, with UK being the largest market with 20 percent of the total. It's already well estab-

lished in the U.S.


HP also used the show for the world launch of its Sony-developed Erasable Optical Disc Drive with a formatted capacity of 650 MB. This is seen as a high-speed alternate to tape for direct access secondary storage (DASS). The company also introduced to Europe its Lanprobe system for testing and measuring networks. Ideally, this is installed permanently in the system and can predict faults and watch trends. HP gained this system when they took over Eon recently in the U.S.

According to HP's Michael Hart, security is fast becoming a top priority in Europe as more company data is stored in comprehensive databanks. It's possible, he says, that the EEC could enact legislation in 1992, largely to protect shareholders interests. There's sharp growth in security firms in the industry and HP is introducing two services, HP Safeguard and HP Security to European users.

OCS, exhibiting through its UK distributor, Wick Hill, introduced OCS/Librarian. This is a security system designed to fit between the HP software and the user.

OCS will be announcing a new product, a knowledge-based system for retrieving information in the event of system breakdown. It contains built-in knowledge that obviates the need for a highly-qualified system manager to be in attendance all the time.

Mighty Keys, the French company, displayed its new Sesame 0905XL version. According to Ingrid de Monte, it provides a menu-driven interface and it has new features for network protection and automatically updates the personal password. Many features formerly definable at system level now are definable by the user. Also, the



HP's Voice Processing System was the major attraction at the 1989 Annual Summer Conference in Brighton, England.

documentation is vastly improved.

Leasing of equipment is on a rise in Europe, according to Mandie Wilkinson, of Capital For Computers, (Abingdon, Oxfordshire). Wilkinson points out that this is a cost effective way of upgrading computer subsystems as the technology changes. Typical lease agreements run for three to five years in Europe, but are shorter in the U.S. where leasing and hire purchase are more advanced.

Fast-changing technology is also an explanation for the rapid growth in remarketing companies. For example, Oceonics claims to be able to offer savings of 30 to 50 percent on remarketed HP equipment, often with major delivery time saving as well. The company says it's on the way to providing worldwide coverage and is active in the UK.

HP, incidentally, says its leasing and remarketing business in Europe has mushroomed recently to \$200 million a year from nothing 10 years ago. Paul Valler, HP's general manager of the company's leasing program, says IBM lessors have struggled to diversify into non-IBM products. HP has been a prime target. But the company has adopted a policy of excluding third parties, because it believes it can almost always offer better terms. A key to this is that HP leasing, renting and remarketing activities are fully integrated — often across national boundaries.

From Hi-COMP Hinrich GmbH, there was a world launch of native mode versions of HIBACK/XL and

DBTUNE/XL. Uwe Hinrichs said these represented a 60 percent speed improvement over the current C-mode versions.

"With HIBACK/XL there's a backup product in the market faster than HP-Store, with the added benefit of data compression up to 70 percent," noted Hinrichs. "All functions including data integrity check, network capabilities and unattended operation remain within the product."

Hinrichs said that the network approach is becoming more important and this is the line the company is following. UNIX system versions will be available soon. He feels that there's a need for all software specialists to become broader based as CAD/CAM merges into CAE and engineering programs link with office data management systems.

Alex Dengo of Adager agrees that HP has considerably broadened its market with the new Spectrum computer and is now providing an alternative to DEC in many areas.

Bradmark Europe Ltd. displayed its range of database tools and says it has added a graphics interface to its DB General database facility.

Holland House featured three new products, all part of Unispool: Unispool 3.2, Unispool/UX and Unispool/Xport.

Herstal had on display the rewritable optical disc drive it's marketing.

The consensus at the conference was that HP is moving out of its traditional science/engineering-based stance and now is cutting into DEC territory. —Peter Mullins, *European Correspondent*

Cognos Previews PowerHouse StarBase

*The SQL RDBMS Is Now
Available On HP-UX*

Cognos Inc. previewed its version of PowerHouse StarBase for HP-UX operating systems at the Interex HP Users Conference Sept. 11-14.

PowerHouse StarBase, an advanced SQL relational database management system, is targeted for release on HP-UX systems in early 1990.

A feature of the product is advanced data integrity control provided by the centralized definition of validation rules and procedures (triggers). Its multiversion record management and optimistic record locking schemes provide high throughput for multiuser applications. Its support of the two-phase commit protocol, together with other multidatabase features, makes it possible to build applications around several databases rather than one large central database. Distributed applications can be developed by using the product's PowerHouse StarNet component, which will provide access to remote databases across TCP/IP networks.

Contact Cognos Inc., 3755 Riverside Dr., Ottawa, Ontario K1G 3Z4; (613) 738-1440.

Circle 364 on reader card

TQC Software Earns Upgraded HP Marketing Status

*Identified As High-Quality
Solution For HP Computers*

Test Quality Company (TQC) Inc. has earned HP's "HP+ Referenced" status for its software solutions and CASE tools. The rating is reserved by HP for its Value-Added Businesses (VABs) that receive high product ratings from their customers. The referencing program provides additional benefits to the VAB company in HP marketing services, and it's one of the ways that HP identifies high-quality value-added software solutions for HP computers.

TQC's software operates on HP 9000 technical computers in HP-UX (UNIX), BASIC and PASCAL. The products provide solutions, and CASE and productivity tools to users in laboratory automation, test and measurement, manufacturing, quality control and assurance, in-process inspection and production test applications.

Contact, Test Quality Company, 2316 Walsh Ave., Santa Clara, CA 95051; (408) 986-8880.

Circle 372 on reader card

WORLD CLASS SERIES GENERAL LEDGER MANAGEMENT INQUIRY 4.2						
Account Number	Hash/Actual	Year	Period	Type	Function	
001001-1000		1980	07			
STAY T F S						
C N Y N L Long Name						
						YTD Balance
001001-1000				A T M ASSETS		
001001-1100				A T M CURRENT ASSETS		
001001-1110				A T M CASH		
001001-1111	A	J A D M	CASH - FIRST BANK OF TN		4,904,291.14	
001001-1112	I	J A D M	CASH-PETTY CASH		2,488.00	
001001-1120				A T M ACCOUNTS RECEIVABLE		
001001-1121	A	J A D M	A/R-CUSTOMERS		911,287.94	
001001-1122	I	J A D M	A/R-EMPLOYEES		1,180.00	
001001-1125	A	J A D M	A/R-INTERCO		1,850.00	
001001-1127	I	J A C M	A/R-RENTAL INCOME		165.00	
001001-1128	A	J A D M	A/R-ROYALTY INCOME		25.00	
001001-1130				A T M INVENTORY		
001001-1131	R	J A D M	INV-FINISHED GOODS		63,919.34	
001001-1132	A	J A D M	INV-WORK IN PROGRESS		281,612.06	
001001-1133	A	J A D M	INV-RAW MATERIALS		327,638.00	

The World Class Series software offers an express key that enables movement between screens and applications.

Collier-Jackson Announces World Class Series Software Accounting And Human Resource Software Works On HP 3000

Collier Jackson, a CompuServe Software Products Division company, has released its World Class Series accounting and human resource software for the HP 3000 series of minicomputers.

Through express keys, users can quickly navigate from screen to screen within a particular system and move between applications just as easily. A consolidation menu screen now is employed. This allows access to all Collier-Jackson modules as well as any other system.

Another new management feature alerts users whenever a system is nearing a database's capacity. The feature can be set according to user specifications, depending on when notice is preferred.

Contact Collier-Jackson Inc., 3707 West Cherry St., Tampa, FL 33607; (813)872-9990.

Circle 365 on reader card

Network Research Announces Shipment Of FUSION TCP/IP Provides HP 9000 Workstations With TCP/IP Multivendor Networking Ability

Network Research Corp. (NRC) announced shipment of its FUSION Network Software for HP 9000 Series 200 and 300 PASCAL workstations (PWS). The new NRC software provides users of HP 9000 workstations with TCP/IP (Transmission Control Protocol/Internet Proto-

col) multivendor networking compatibilities for the first time.

TCP/IP, adopted by the Department of Defense, is the most widely used de facto standard for multivendor communications in engineering, manufacturing and com-

mercial networking environments.

FUSION for PWS is \$1,000.

Contact, Network Re-

search Corp., 2380 North Rose Ave., Oxnard, CA 93030; (805) 485-2700.

Circle 371 on reader card

HP NewWave Wins Award From Software Publishers Association 'Best Graphical User Interface Design In A Business Program'

HP NewWave earned the Software Publishers Association (SPA) award for "Best Graphical User Interface Design in a Business Program" at the SPA's annual symposium in San Diego, CA.

HP NewWave is a software environment that makes it easier for computer users to move and update information among applications from different suppliers and to automate routine tasks. The foundation of HP NewWave is its leading-edge object

technology based on industry standards.

The SPA is the principal trade group of the microcomputer software industry. Its more than 450 members include the leading publishers of software in business, consumer, education and vertical markets.

Now in its fourth year, the annual industry-wide "Oscar-style" awards program featured entries from 89 companies in 41 categories. The SPA membership voted for the winners in each category.

HP And Apollo Exhibit At Xhibition

X.11 Widgets, Motif Development Tool And Open Dialogue Displayed

HP and its Apollo Division were in attendance at the first annual Xhibition held at the San Jose Convention Center in June. The three-day trade show featured 55 vendors exhibiting workstations, display servers and software products that use the X Window System, a high-performance windowing system designed for distributed computing in a multivendor environment.

Prototypes of the OSF/Motif user interface were on display in the HP booth, as well as in the booths of other

major vendors including DEC, Sun and Sony.

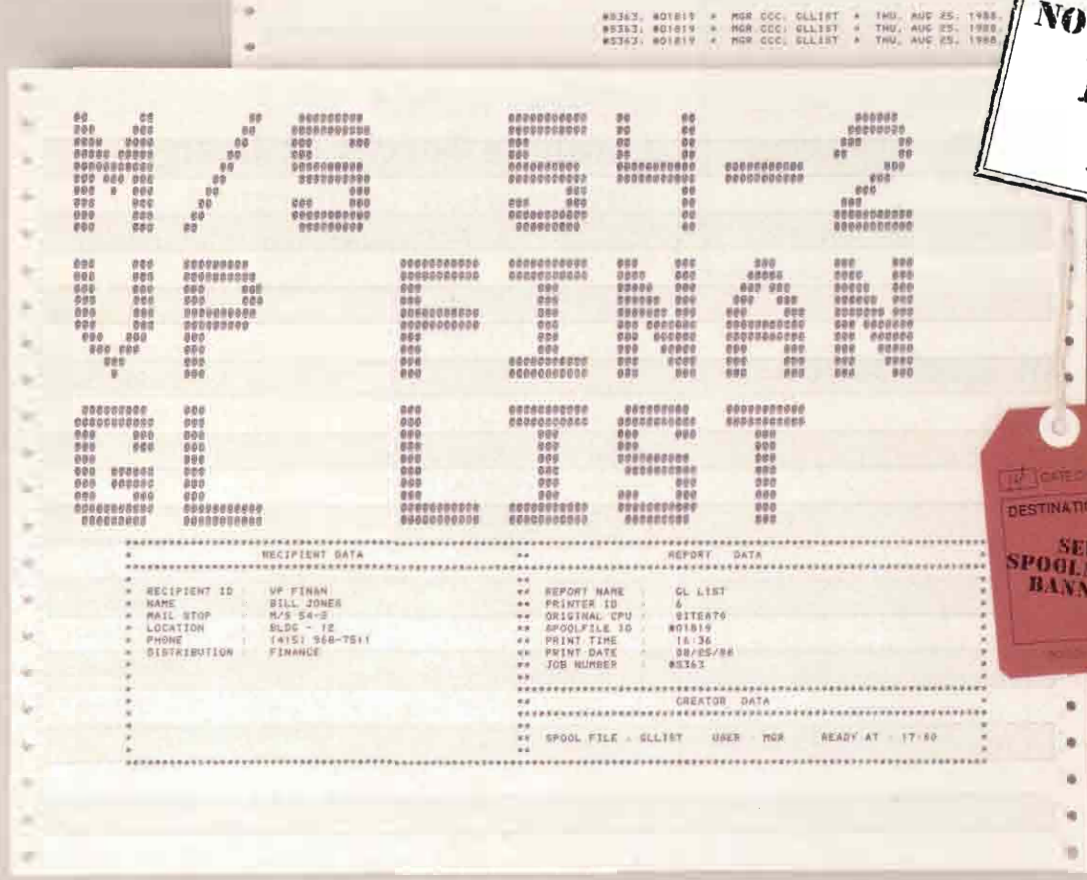
Products demonstrated in the HP booth included HP's X.11 widgets, HP's Motif Development Tool, the NewWave user environment and Open Dialogue developed by Apollo. Nine HP representatives gave technical presentations including Kate Erf (Apollo division) who spoke on the Open Dialogue User Interface Management System. —Peggy King, West Coast Editor

#3363, #01819 * MGR CCC, GLLIST * THU, AUG 25, 1988, 4:36 PM
#3363, #01819 * MGR CCC, GLLIST * THU, AUG 25, 1988, 4:36 PM
#3363, #01819 * MGR CCC, GLLIST * THU, AUG 25, 1988, 4:36 PM

With SpoolMate you don't have to fly blind when distributing reports



NOW AVAILABLE IN NATIVE MODE



That's because SpoolMate takes the guesswork out of report distribution.

With SpoolMate you can design your own distinctive banners for the front and back of each report. You decide the layout and content of the banners, and SpoolMate will automatically insert them with each report. Customized banners along with user-defined distribution lists ensures that the right number of copies always gets to the right people.

SpoolMate also gives you a lot of flexibility in printing, increasing your efficiency and throughput. At the device level, for example, you can reserve certain printers for large spool files, and other printers for small files. SpoolMate can also direct individual report copies or groups of copies to the same or different printers, connected to the same or different

computers. Configuring a single printer as a "multi-copy" device allows you to print all copies of a spool file consecutively on the same printer.

We could go on and on. About spool file archiving. Print job audit trails. Multiple-CPU distribution of spool files. And much more.

But all it takes is one look at SpoolMate in action. Call us today at (408) 245-3000 for a 30-day demonstration or to find out more.

CIRCLE 141 ON READER CARD



- HP3000 Data Center Management
- From Unison Software-
- MAESTRO-batch job management
- TAPES-tape library management
- SPOOLMATE-spool file management
- DISCMASTER-disc space management
- RADAR-system performance measurement
- ALLOCATE-data center accounting

OnLine Becomes HP Software Supplier Of PC-Based Branch-Automation Software

Provides Productivity Tools And CAPS

OnLine Financial Communication Systems Inc. has been named a Hewlett-Packard software supplier. OnLine markets, sells and supports its branch-automation software to the financial services industry for use on HP Vectra PCs and other industry-standard PCs.

OnLine's PC-based software provides productivity tools and CAPS, a high-level programming language that reduces application development time.

Each HP Vectra PC running the OnLine software must have a minimum configuration of a single 1.2-MB flexible disc drive and 640 KB of memory. The PCs file server with expanded memory can function as a concurrent file-server workstation.

DSEE Runs As An Application On HP's SoftBench

HP Users Access DSEE's Capabilities On Network, Including Apollo Workstation

Engineers at the Apollo Division of Hewlett-Packard have worked with HP engineers to create a prototype system that integrates Apollo's Domain Software Engineering Environment (DSEE) with the HP SoftBench Toolkit. DSEE on an Apollo workstation is used as a Source Control Server and configuration manager on a network that's accessible to HP workstations.

By using the Encapsulator, part of HP's SoftBench CASE environment, and UNIX networking facilities, HP and Apollo engineers designed a graphical user interface for DSEE. HP's Encapsulator provides a method for connecting a graphical user interface to the predefined standard

input and output of a UNIX application. The interface works with over 80 percent of the DSEE commands. The remaining commands require Apollo graphics utilities that are not portable across platforms.

Engineers working on the encapsulation product created a method for invoking and controlling DSEE running on Apollo machines by using a standard UNIX command. Within the graphical user interface, commands usually are invoked through pop ups and command buttons. Each selection calls an event handler which uses a dialog box to request needed data. Users also can enter commands in the main window editor.

DSEE has been used for software engineering environments where engineers

do cross target development and write programs that are supported on many platforms. The user interface for the encapsulated version of DSEE is consistent with other SoftBench applications and can send messages to and receive messages from these applications. Before DSEE was encapsulated, its use was restricted to Apollo systems.

Now that there's a prototype integration of DSEE into SoftBench, HP users can access most of DSEE's capabilities via a network that includes an Apollo workstation. Source code stored in DSEE on the Apollo can be compiled and linked on an HP workstation. —Peggy King, West Coast Editor

HP And Apollo Combine Forces At Design Automation Conference

Feature CASE Products And Workstations

No matter how you measure it, HP/Apollo was the No. 1 vendor during this summer's Design Automation Conference held in Las Vegas. The combined square footage of their two booths gave HP/Apollo more exhibit floor space than any other vendor; no company had more employees attending, and their workstations were found in the booths of over 40 other electronic design software companies' exhibits.

HP's booth had over 30 workstations, including an Apollo workstation running HP's new CASE product SoftBench. There were over a dozen software vendors demonstrating software on various workstations in the booth's four "corners," circuit design, ASICs (Application Specific Integrated Circuit) design, Software Design (CASE) and Physical Design (Mechanical Engineering). There was also a product showcase area where HP exhibited testers, plotters and support tools along with workstations.

Apollo's booth had 20 workstations, including five of the DN10000 personal supercomputers. Applications that were running on DN10000s in the booth included Gateway Design Automation's logic simulator, Academy from EEsof for Microwave design and simulation, the Opus Dracula IC design-verification package from Cadence Design, and HPSPICE, an analog circuit simulator from Meta-Software Inc.

Two CASE products, one developed by HP and the other by Apollo were featured on the same HP Series 350 workstation. Apollo's (Domain Software Engineering Environment) tool for configuration management and version control was running as an "encapsulated" tool in HP's SoftBench CASE environment. Another newly ported product demonstrated in the booth was LSI's Modular Design Environment (MDE), now available on DN3500 and DN4500 workstations. —Peggy King, West Coast Editor

Sidetracked by file management and program library maintenance chores?

LIBRARIAN— the direct route to automated file management.


Managing software change is a tough job. Slip up, and you're faced with duplicate source code updates, missing program versions, and unauthorized modifications to production files. Implement manual controls, and you often create a problem larger than the one you set out to solve.

Fortunately there is a solution—LIBRARIAN from OCS. LIBRARIAN frees you from the tedious, error prone chores associated with library maintenance and file management, and puts you on your way to a streamlined software management cycle.

LIBRARIAN handles every aspect of your software production process, including quality assurance, release to production, and version control—automatically! The system also implements testing standards, authorization procedures, and check-in/check-out processes.

LIBRARIAN ensures that only the correct versions of programs and files are used, and maintains a complete audit trail of their movement and change. Whether you run a small shop or a network of large systems, LIBRARIAN makes it easy to eliminate repetitive tasks and preserve the integrity of your multi-million dollar software investment.

LIBRARIAN installs quickly and adapts easily to whatever level of control your installation requires. For years, mainframe users have taken the direct route to automated file management. Now with LIBRARIAN, you can too! Call or write today for more information.



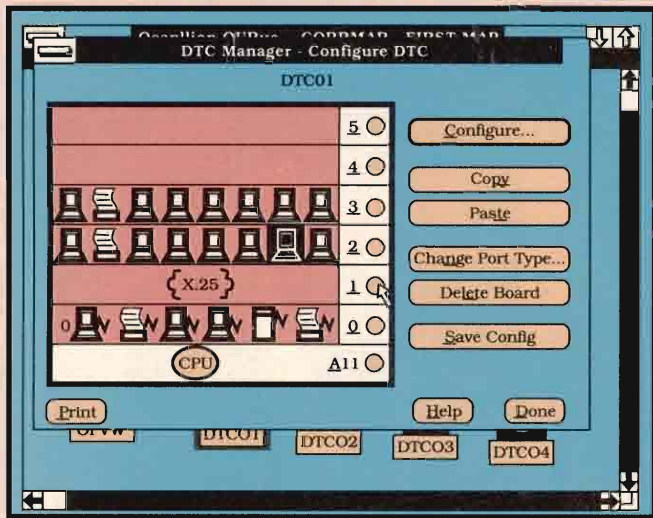
With LIBRARIAN, you'll be free of the manual chores associated with file management, and enjoy automated, accurate control of your entire HP 3000 software development cycle.

Clearly The Future In Data Center Management.

OPERATIONS CONTROL SYSTEMS

560 San Antonio Road
Palo Alto, California 94306
Telephone: (415) 493-4122
FAX: (415) 493-3393

CIRCLE 255 ON READER CARD



OpenView DTC Manager Screen

MPE XL Release 2.0 Expands Utilities

Provides Enhanced Networking For Distributed Terminal Controllers

The first release of MPE XL, the Distributed Terminal Controller (DTC) used with an HP 3000 Series 900, connected terminals to a single system. With the release of version 2.0, a DTC now can provide wide area networking (WAN) connections via the X.25 XL Network Link and allow terminal switching in multiple system environments.

The X.25 Network Link supports device-to-system communications with remote terminals or printers connected via Packet Assembler/Disassemblers (PADs). When the Series 900 link is used in conjunction with the NS3000/XL Network Services, the link also can support system-to-system communication with remote computers.

The hardware component of the network link is HP's DTC/X.25 Network Access, a VSLI data communications card that is placed in the DTC.

A single DTC can support up to three of these cards. Because one X.25 card can be shared by multiple Series 900 systems, multiple cards usually are necessary only in high-performance applications.

The OpenView DTC Manager, the PC-based software used by the DTC, provides network management for local terminal connectivity as well as X.25 networking. In addition, the OpenView DTC is used to configure, monitor, diagnose and download software to one or more DTCs in a network.

An additional enhancement to DTCs is the ability to support terminal switching in multisystem configurations. The DTC/Terminal Access supports asynchronous connections to terminals, PCs in terminal emulation mode and serial printers. Before MPE

Release 2.0, asynchronous terminals were available only on a single system, but the new terminal switching capabilities

allow the DTC to access all HP 3000 Series 900 systems that reside on a LAN.

GNYUG Holds First Annual International Conference

Vendors And Presentations Provide Latest Insights In The HP 3000 Market

The Greater New York Users Group (GNYUG) is holding its first annual HP 3000 International Conference, Nov. 8-10 at the Penta Hotel, New York City.

Designed around seminars, presentations and vendor exhibits the two and one-half day conference will provide the most up-to-date information on the products and services found in the HP 3000 market.

More than 30 vendors are registered for the show including Adager, Computer Solutions, Dynamic Informa-

tion Systems, EMC, Hewlett-Packard, NSD, Software Systems Technology and Walker, Richer & Quinn.

The conference will include approximately 25 presentations and seminars from several of the most knowledgeable experts in the industry. Topics include: disaster recovery, electronic forms, PC integration, application development and 4GLs, distributed databases, backup technology and security.

For more information about the conference contact John Evans at (716) 343-9775.

ORBiT Software Earns HP PLUS Certification

Demonstrated Outstanding Performance In Reviews Specified By HP

ORBiT Software (Danville, CA) has earned the HP PLUS certification for its ONLINE-BACKUP/3000 software package. HP PLUS is an award presented by Hewlett-Packard for products that have demonstrated outstanding performance in a series of reviews as specified by HP. This certification testifies that the product performed satisfactorily as documented by specific customers who are using the product in actual work environments.

ONLINE-BACKUP/3000

is an advanced software product for MPE V systems that allows the backup process to run while users are logged on and have full access (read, write, purge, etc.) to their data. Zero downtime can be achieved when backing up IMAGE databases; five to 10 minutes of downtime when backing up other types of files.

Contact, ORBiT Software (USA) Inc., 319 Diablo Rd., Suite 218, Danville, CA 94526; (415) 837-4143.

Circle 373 on reader card

TOOLS TOOLS



Finding the right utility is finally easier!

For most HP3000 system managers, standardization is an unexpected luxury. Owning five separate utility packages means speaking five different languages, having five unrelated manuals and five different support numbers to remember—that's not what we call "efficient."

ALLTOOL™ gives you more for less

Now, with **ALLTOOL**, you have a better alternative to buying and understanding a variety of utility packages. In one fully integrated package, **ALLTOOL** incorporates the most widely used functions for managing your Classic HP3000* data center.

ALLTOOL is easy to use and has a complete on-line help system, plus a 24 hour technical support line.

ALLTOOL performs operations such as automated

IMAGE database and MPE file functions. **ALLTOOL** can backup "IN USE" IMAGE databases and MPE files to disk or tape. Recover spoolfiles lost during system restart with **ALLTOOL**. Use **ALLTOOL** to save job information to disk or tape for later restreaming. **ALLTOOL** allows you to view OPEN spoolfiles. It identifies heavy CPU users and manages their queues.

ALLTOOL extends MPE capabilities with complex filesets, file-driven execution and "if...else...endif" fileset criteria. **ALLTOOL** also offers a full-featured macro language as an interface between itself and existing applications.

THE ONLY FEATURE **ALLTOOL** DOES NOT HAVE IS A BIG PRICE! Call or write for a complete list of features or to request a demo tape. ***ALLTOOL/XL** is under development for the Spectrum series.



MANAGEMENT CONSULTING GROUP, INC.

637 Wyckoff Avenue, Suite 229

Wyckoff, New Jersey 07481

Phone: 201-891-4949 • FAX: 201-891-8020

ALLTOOL is a registered trademark of Management Consulting Group, Inc.

CIRCLE 232 ON READER CARD

HP Announces Impact Dot-Matrix Printer

Hewlett-Packard announced the HP 2562C tabletop impact dot-matrix printer that provides faster printing than its predecessor.

The HP 2562C printer has a U.S. list price of \$5,500 and prints draft-quality documents at 420 lpm. Its predecessor, the HP 2563B Option 114, which was discontinued June 1, was priced at \$6,390 and printed 300 lpm.

Standard character sets are Roman 8, draft quality, line draw, large block, 13.3 characters-per-inch compressed, high-density near letter quality and bar codes.

Convenience features include paper-out and paper-jam detection, a 16-channel downloadable vertical-format control and forms alignment.

LSI Logic Offers Design Tools For Apollo Workstations

Hewlett-Packard's Apollo Division and LSI Logic's Modular Design Environment (MDE) software tools will be available on the Apollo Series 3000 and Series 3500 personal workstations and Series 4500 personal superworkstation.

MDE software, a set of tools for the design of application-specific integrated circuits (ASICs), consists of sophisticated, high-performance simulation and design modules and a set of libraries. MDE tools facilitate the design of both cell- and array-based ASICs ranging from single, low-gate count devices to complex, multiASIC systems.

Display List Driver Works With AutoCAD

Nth Graphics has released an enhanced display list driver for AutoCAD Release 10 running on SCO XENIX 386 Version 2.3 for Nth Engine display controllers.

The new driver supports display list zooms and pans in AutoCAD viewports, all 3D functions, and uses "Master/Slave" display list management to reduce the amount of display list RAM needed when displaying a drawing

in multiple viewports. It allows AutoCAD users to load, view and zoom up to five drawings simultaneously and to drag figures in real time for accurate placement of large objects—capabilities completely unique to the Nth Engine. A pop-up control panel is included.

The Display List Gauge indicates how much display list RAM a drawing uses and how much is available. The Color Bar lets the user turn off or display selected colors instantly in each viewpoint.

Contact Nth Graphics, 1807-S West Braker Lane, Austin, TX 78758; (512) 832-1944.

Circle 396 on reader card

Graphicus Products Support X Windows

Graphicus Inc. has announced support of X Windows for all its products supported on HP 9000, 300 and 800 Series computers. New versions of the company's products GRAFIT, DRAWIT and STATIT have been released to support the X Window environment, as well as providing additional capabilities and new features.

The GRAFIT, DRAWIT and STATIT systems form a modular family of technical graphics and data analysis systems used in manufacturing and engineering environments. Applications for the Graphicus products include statistical quality control, engineering data analysis, presentation graphics and technical illustrations.

Contact Graphicus Inc., 150 Lake St., Suite 206, Kirkland, WA 98033; (206) 828-4691.

Circle 382 on reader card

CaSaT Offers Ethernet Port Monitor

CaSaT Technology Inc., a manufacturer of networking hardware, has introduced the model ERT-

4308 Remote Diagnostic Monitor for IEEE 802.3 networks. The monitor can be placed anywhere between a network DTE port and transceiver to provide visual indication of data transmission and reception, the presence of collision signals and the presence of transceiver power.

The ERT-4308 can be used as either a diagnostic tool or as a DTE monitor for verification of proper network operation. Compatible with any transceiver, repeater, hub, bridge or other IEEE 802.3 device, it provides visual indication of proper port operation.

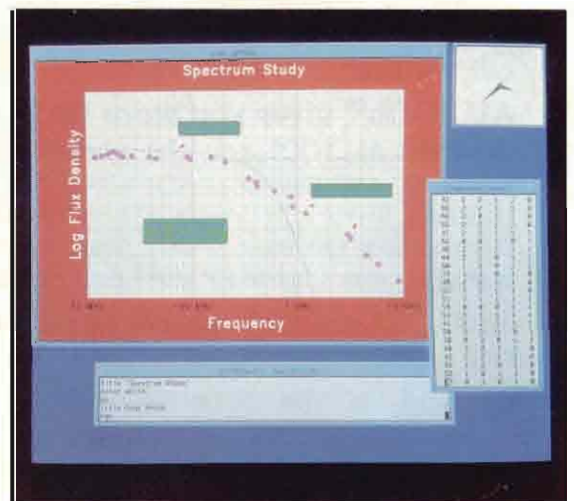
The ERT-4308 Remote Diagnostic Monitor requires no external power and is attached to any 15-pin AUI cable connector with convenient slide latches.

Contact CaSaT Technology Inc., 10 Northern Blvd., Amherst, NH 03031; (603) 880-1833.

Circle 394 on reader card

Executive Insight Allows Access To Information

Hewlett-Packard introduced HP Executive Insight, a combination of software and services



Graphicus announces support of X Windows for products supported on HP 9000 Series 300/800.

that allows executives and managers to monitor key business factors at the push of a button.

HP Executive Insight automatically turns complicated data into graphs identifying trends as they begin, allowing managers to react immediately instead of waiting for month-end reports.

Based on existing HP products and services, HP Executive Insight is the result of the integration of five software products: HP Information Access, HP Resource Sharing, HP Desk-Manager, HP Graphics Gallery and Lotus 1-2-3 or Symphony.

IEM Offers Erasable Optical Storage

IEM Inc. introduced the model MOD5-HP650 Erasable Optical Disc Drive. It offers the high capacity and a data security of a WORM (write-once, read-many) drive, without the restrictions. Magneto-Optical cartridges are compact, durable, easily transported to other locations and virtually impervious to any naturally occurring magnetic fields.

The drive, offering up to 650 MB of storage per two-sided optical disc cartridge, uses the CS-80 data transfer protocol and attaches via an HP-IB bus. An autochanger also is available.

Contact IEM Inc., P.O. Box 8915, Fort Collins, CO 80525; (303) 223-6071 or (800) 321-4671.

Circle 393 on reader card

QTC Unveils Ada Math Advantage Library

Quantitative Technology Corp. has announced the availability of Release 2.0 of the Ada Version of its Math Advantage Library.

Ada Math Advantage is a scientific and mathematical procedures package for the Ada community. This package offers Ada programmers the same kind of functionality that has long been available to FORTRAN programmers. The reusable library is divided into 15 packages including Basic_Math, Miscellaneous_Vector_Operations, Data_Manipulation, Data_Rearrangement, Interpolation, Integration and more.

The product is provided in source code form to allow users to compile only the packages necessary. Ada Math Advantage can be licensed on a yearly basis to run on a variety of computer



Computer-Link offers Series 3000 Tape Evaluators.

platforms. First year licensing fees range from \$2,000 to \$15,000.

Contact Quantitative Technology Corp., 8700 SW Creekside Place, Beaverton, OR 97005; (503) 626-3081.

Circle 391 on reader card

BBS Adds Six Products To SpeedEdit Line

Bradford Business Systems announced six new products: SpeedEdit/DOS, SpeedEdit/OS2, SpeedEdit/UNIX, SpeedEdit/Windows, SpeedEdit/PM and SpeedEdit/X. These SpeedEdit products are full-screen editing systems for programmers and run under various operating systems and platforms. The products were developed for HP 3000 computers.

Contact Bradford Business Systems Inc., 25301 Cabot Rd., Suite 201, Laguna Hills, CA 92653; (714) 859-4428.

Circle 395 on reader card

SYBASE System Supports AT&T's LAN Manager/X

Sybase Inc. announced that the SYBASE system, running on UNIX System V Release 3.2 from AT&T, will support AT&T's LAN Manager/X (LMX) and will be a UNIX system implementation of Microsoft's LAN Manager networking software for OS/2. AT&T plans to market this network server under the AT&T

StarGROUP software family name.

Now, SYBASE SQL Server for UNIX System V also incorporates support for "named pipes," the API (application programming interface) used by the OS/2 SQL Server with LAN Manager and LAN Manager compatible networks. AT&T's StarGROUP software LMX server will provide the networking software that connects MS-DOS, OS/2 and UNIX System V computers.

Contact Sybase Inc., 6475 Christie Ave., Emeryville, CA 94608; (415) 596-3500.


Circle 392 on reader card

Computer-Link Extends Tape Cleaner/Evaluator

Computer-Link Corp. (Wilmington, MA) has announced the Model 3800-6 tape cleaner and evaluator for computer tape users.

Operating with tape densities from 800 to 6,250 bpi you can select the wide variety of testing and cleaning operations performed by the Model 3800-6.

This model cleans magnetic computer tape by removing debris and loose oxide particles responsible for data errors. After cleaning, tape is evaluated for data handling capability. The user has control over the test criteria the tape must pass in order to be accepted. For tapes that have permanent (unrecoverable) problems, the system is able to isolate subsections of the



DTACK Systems Inc.'s new MEM340, a 4 MB add-on board for HP 9000 Series 340 workstations.

tape that are unusable and can be stripped. This "stripping" operation allows otherwise defective tapes to be used. Contact Computer-Link Corp., 3 Lopez Rd., Wilmington, MA 01887; (508) 657-8820.

Circle 397 on reader card

Zyomma Ltd. Releases FASTNET For HP Systems

Zyomma Ltd. has announced the latest release of FASTNET, a high-level software framework for building real-time distributed processing systems.

FASTNET provides the software system engineer with a design framework for building systems that are inherently network node independent. Because the communication

channels between processes for sending and receiving data and commands are handled by FASTNET, the designer is relieved of the need for involvement with these lower levels.

This latest release of FASTNET is available to run on networks built from HP 1000, HP 9000, Vectra, IBM PC and several other UNIX-based systems, using Ethernet LANs. Support also now is provided for

X-Windows and Transputer based nodes. Contact Zyomma Ltd., 40 Littledown Dr., Bournemouth, England BH7 7AQ; 0202 35453.

Circle 390 on reader card

HP 9000s Integrated With LAN Networks

With the Syntax SMBserver, HP 9000 computers now can be integrated with existing LAN networks using Ethernet and the industry-standard TCP/IP protocols.

PC application software can use the HP 9000 server computer files and printer queues as if they were local resources. SMBserver clients who are authorized to access the Network File System (NFS) can use files on

other minicomputers as if they were stored in the PC's own disc system.

The SMBserver implements Microsoft's Server Message Block (SMB) standards, supports the U.S. Department of Defense TCP/IP protocols, and provides services to NetBIOS applications on networked PC workstations.

The SMBserver for the HP 9000 is licensed for specific numbers of concurrent PC client connections. Licenses are priced from \$900 (for four clients) to \$10,600 (for an unlimited number of clients).

Contact Syntax, 1501 West Valley Highway North, Suite 104, Auburn, WA 98001; (206) 833-2525.

Circle 388 on reader card

DTACK Systems Introduces HP340 Memory

DTACK Systems Inc. has released its latest RAM board product, the MEM340. The MEM340 is a 4 MB RAM add-on board for all HP 9000 Series 340 workstations. The system memory of an HP 340 workstation can be expanded from its factory shipped 4 MB of RAM to 8M-, 12M- or 16 MB using MEM340 boards.

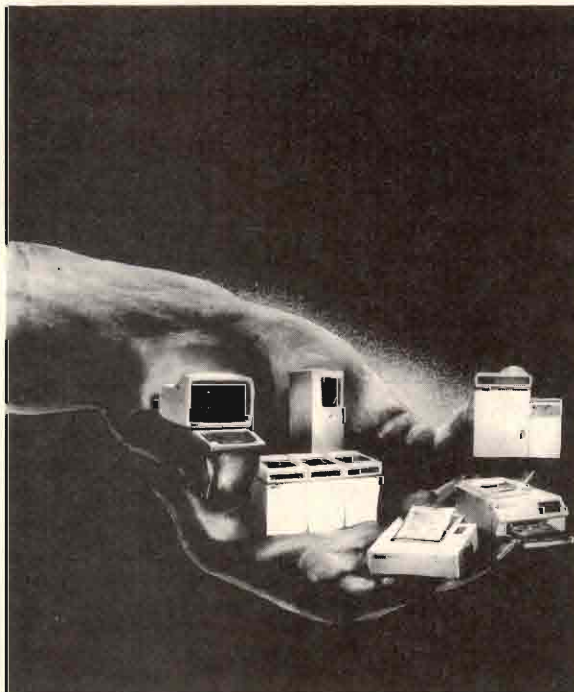
Price of the MEM340 is \$3,400.

Contact DTACK Systems, 120 Chaparral Court, Suite 150, Anaheim Hills, CA 92808; (714) 998-2244.

Circle 378 on reader card

Continued on page 84.

THE CLASSIC 3000
Buy • Sell • Trade • Maintain



Reprinted with permission by Supergroup

HyPoint TECHNOLOGY

**4333 E. Royalton Road
Cleveland, Ohio 44147**

1-800-231-5500

216-526-0323


**WE HANDLE
THEM ALL!**

CIRCLE 148 ON READER CARD

Don't Let Your Mainframe Do the Work of Your Workstation

Introducing

COMDISCO
COBOL
CICS™



- Get more productive use of your mainframe by offloading CICS/COBOL program maintenance, testing, and development to your workstation.
- Lower your costs for CICS/COBOL maintenance, testing, and development.
- Isolate CICS testing from production systems.
- Migrate CICS/COBOL programs and test files between your IBM® mainframe and the UNIX® environment.
- Complete CICS/COBOL multi-tasking facilities for unit and system testing in the UNIX platform.
- CICS screen painting facilities with automatic BMS map generation.

Comdisco's CCC is a productive and cost-effective program available for Hewlett-Packard® and Apollo workstations. It allows you to produce, maintain, and test your CICS/COBOL programs in the UNIX environment, which lowers your costs for these procedures and lets you make more productive use of your mainframe.

The CCC compiler is based on ANSI 85 COBOL language specifications, and includes the popular IBM VS/COBOL extensions. Upgrade options are available to support multi-user and multi-region needs.

CCC is available exclusively from Comdisco Inc., the world's largest independent lessor and remarketer of computer and other high-technology equipment. For more information, call Comdisco at **1-800-525-8000**. We'll help you put your workstation to work.

COMDISCO®

Comdisco Inc.
6111 North River Road
Rosemont, Illinois 60018
1-800-525-8000

CIRCLE 258 ON READER CARD

Comdisco is a registered trademark of Comdisco Inc. IBM is a registered trademark and CICS is a trademark of International Business Machines Corp. UNIX is a registered trademark of American Telephone and Telegraph Co. Hewlett-Packard is a registered trademark of Hewlett-Packard Co.


Spectrum in sight?

Adager began shipping Spectrum-compatible software in August 1987.

Adager works on ANY HP3000 computer running IMAGE/3000 or TurboIMAGE under MPE or MPE/XL.

Be sure to have Adager on site.

The only difference is performance: Adager really flies on Spectrum!
For example, the BARUG Shootout Benchmark (which Adager runs
in 1 hour 14 minutes on a Series 70) takes 15 minutes on a Series 950.



The Adapter/Manager for IMAGE/3000[®] Databases

Sun Valley, Idaho 83353-0030 U.S.A.

From Canada and U.S.A. dial toll-free (800) 533-7346
From other parts of the world, dial +1 (208) 726-9100

Fax +1 (208) 726-8191 Telex 40-3392 Adager EasyLink 6289-6060

*Naturally, Adager handles (as a matter of course) the versions called TurboImage and TurboImage/XL.

CIRCLE 102 ON READER CARD

Improving Productivity In The

'HIDDEN' FACTORY

The Benefits Of Transferring Shop Floor Methods To Administrative Functions

[BY PEGGY KING]

There's good news to report from manufacturing facilities across the U.S. Direct labor costs are down and yields are up, thanks to increased worker productivity and automation of some repetitive functions.

Just-in-time (JIT) methods of working with suppliers have reduced the overhead costs of inventory and minimized the amount of rework. Total quality control (TQC) training and policies have reduced or eliminated the need to perform inspections, now that all workers are responsible for quality. Computer Aided Manufacturing (CAM) software has automated the process of delivering design information to manufacturing, thereby eliminating delays and reducing the amount of inaccurate information passed between engineering and manufacturing. And, companies that adhere to Design for Manufacturability (DMF) principles are finding ways for their manufacturing and engineering departments to work together to create products that satisfy customer needs.

While direct labor costs continue to decrease, overhead costs represent an increasing percentage of the cost of manufactured goods. Management consultant Rick Walleigh, a partner in the San Jose, CA office of Arthur Young, refers to overhead costs associated with creating, tracking and analyzing transactions as the "Hidden Factory." Because manufacturing companies employ an increasing number of knowledge workers (professional and administrative employees) and fewer direct laborers than ever before, the most effective way to increase factory productivity is to find ways to make the hidden factory workers more productive. Nevertheless, most

American companies still focus on reducing direct labor costs when they attempt to improve productivity and competitiveness. Today, it's time for the same companies that have used DFM, CAM, TQC, and JIT to improve shop floor productivity by applying similar techniques to lower the overhead of administrative functions.


Some of the key principles for improving productivity on the shop floor also apply to the administrative office. In both locations, every job should be a thinking job. Employees need to have an understanding of how work affects the entire process and the finished product. They need to understand the company's business direction and to team up with people in other functional areas for problem solving. It's also important for all employees to know who their customers are and how to meet their needs. Often it's more difficult for administrative workers to

become aware of who their customers are because of an insufficient administrative process or poorly designed form.

Internal Customers

AN EXTERNAL CUSTOMER IS the person or company who buys the product. Within a company, various functional groups do work that gets passed to other groups. Internal customers are the employees who use the work of other employees. For example, Manufacturing is the internal customer of Engineering because production workers use Engineering's product designs.

Some internal customers are more visible than others. For example, order entry clerks may think that salespeople are their only internal customers. When a salesperson asks a clerk to "hold



his place in line" by creating a work order for a product before the customer has signed a purchase order, the clerk may think he is doing the salesperson and the external customer a favor.

Order entry clerks need a broad understanding of how their function affects the rest of the production cycle. In his eagerness to please the salespeople with whom he comes in contact, he may not realize that the people on the shop floor who build the product are also customers. Creating a provisional work order wreaks havoc with supply projections because, more often than not, the customer will delay the purchase, choose different options, or decide not to buy. If the clerk understands where the work order goes and how it's used, he will be able to explain to the salesperson why it isn't possible to produce a work order until there is a signed purchase order.

The problem of having isolated functions

within a company has been dubbed the *functional silo syndrome*. Companies that suffer from the functional silo syndrome have separate hierarchies for Production, Engineering, Purchasing, Marketing and Sales. The managers for each function are perched at the top of these silos, and they don't communicate with each other.

Silos are tall, windowless structures. The middle managers, supervisors and workers trapped inside them don't see what is happening in any other operation within the company. Unless members of various departments share a common view about the business and its customers, employees won't understand how their function affects the rest of the company. Employees who are sequestered in functional silos don't understand that satisfying the internal customer in the next operation leads to a better or more profitably manufactured product and is therefore crucial to the success of the business. Good manufacturing practices like JIT

Arthur Young & Co.
55 Almaden Blvd.
San Jose, CA 95115
CIRCLE 300 ON READER CARD

Raytek Inc.
1201 Shaffer Rd.
Box 1820
Santa Cruz, CA 95061-1820
CIRCLE 299 ON READER CARD

and TQC can help tear down functional silos because it takes teamwork to implement these practices.

Many well-managed companies use JIT on the factory floor to cut inventory, reduce paperwork, and shorten manufacturing cycles by reducing the number of trans-

actions. It's also possible to implement JIT principles in nonproduction settings. Steve Mangelsen, vice-president of finance at Raytek Inc. (Santa Cruz, CA) worked with the manufacturing department to establish JIT principles in his company's production area. After helping manufacturing to get rid of its stock room by reducing inventory and batches of subassemblies, Mangelsen transformed the company's accounting practices. Cost accounting procedures were simplified by eliminating the need to analyze indirect manufacturing costs. Because Raytek produces finished goods only when a customer has ordered them, there's no need to allocate burden. Mangelsen now expenses all of the labor and all of the material content of products, thereby reducing the number of transactions that an accountant must perform and

eliminating the need for a fulltime accountant to analyze burden.

Hewlett-Packard, noted for its implementation of JIT principles at manufacturing divisions, now applies the same principles to shipping supplies and small computer products. The Direct Marketing Division (Sunnyvale, CA) has eliminated the need to acknowledge purchase orders by shipping orders the same day that they arrive.

Replacing Paperwork

CAM REDUCES THE AMOUNT of paperwork needed on the shop floor by storing product information online instead of attaching travelers to every subassembly. Manufacturing engineers can consult "virtual documents" on the terminal screen to access information about a product or part. Electronic Document Interchange (EDI) is similar to CAM in that it reduces or eliminates paper traffic. EDI can be used between companies or between the various departments in one company.

HP makes use of virtual documents to eliminate the need for paper when orders are transmitted from sales offices to factories. The company also has started an EDI project with some of its

SIMPLY THE FINEST TAPE MEDIA DUPLICATION SYSTEMS AVAILABLE

CDS-3000 HEWLETT-PACKARD 1/4 Inch Cartridge Tape Duplicator

- 9144 and 9145 Compatible.
- Make up to 12 copies of a master tape simultaneously.
- Fast, accurate reproduction of H-P cartridge tapes is now easy.
- Copying is independent of tape format.
- Copy a full 67MB or 133MB tape in only 34 minutes or let us do your duplication for you. Call us for a quote.



DUPLICATION TECHNOLOGY

hp is a trademark of Hewlett-Packard Co.

2830 Wilderness Place, Boulder, CO 80301 (303) 444-6157

CIRCLE 259 ON READER CARD

Announcing: New Address For Professional Press

Professional Press has relocated its corporate headquarters. Please note our new mailing address and telecommunications numbers:

Professional Press Inc.

101 Witmer Road, Horsham, Pennsylvania 19044
(215) 957-1500 ■ (215) 957-1050 (fax)

Massive Storage

2.2 GBytes Mass Storage in a single, compact cartridge about the size of a deck of cards for HP 3000, 1000, and 9000 computers



Echo 4920

- ▼ High-Capacity, Cost-Effective Tape Backup
- ▼ Up to 2.2 GBytes on a Single 8mm Tape Cartridge
- ▼ High Performance – 11MB per minute transfer rate
- ▼ State-of-the-art Helical Scan Technology
- ▼ Supports HP 3000, 1000 & 9000 Computers
- ▼ Emulates HP's Disk and Tape Devices
- ▼ Ideal for Journaling, Archiving, Backup, Restore and Software Distribution
- ▼ Operates either "Off-Line" or "On-Line" using industry standard backup utilities
- ▼ No CPU required for Backup or Restore

▼ More Memory at Less Cost

The Bering EconoPac Winchester Hard Disk subsystems offer high performance/value for primary storage needs. Available in a variety of capacities from 149MB to 673MB, EconoPac performance drives provide a complete line of high capacity, mass storage solutions for all Hewlett-Packard computers.

BERING

246 East Hacienda Avenue
Campbell, California 95008
800/237-4641 408/379-6900

Bering, Echo, and EconoPac are trademarks of Ocean Microsystems, Inc.
HP3000, HP1000, and HP9000 are trademarks of Hewlett-Packard Company, Inc.
© Ocean Microsystems, Inc. 1989

CIRCLE 104 ON READER CARD

suppliers. The arrangement has helped buyers at HP to save time and has reduced or eliminated the expenses of producing paper copies of purchase orders for these suppliers.

Mangelsen has eliminated paperwork by making sales orders (online documents) rather than purchase orders (paper documents), the driving documents for generating work orders. He estimates that paperwork transactions cost an average of \$50 each. Therefore, Mangelsen now uses online documentation to eliminate paperwork wherever possible.

TQC makes quality every employee's responsibility. In the factory, the role of quality inspectors can be reduced or eliminated if each employee is responsible for checking his own work. In the administrative office, TQC requires each employee to understand enough about the company's business to make informed decisions.

For example, the more that order entry clerks know about the company's products and customers, the better they are able to find errors and incomplete line items on work orders. A clerk with knowledge of the product line is more likely to detect errors on a parts list because he knows which parts are needed to make various products. Similarly, a clerk who knows who the company's customers are and what they typically order may be able to detect errors or omissions in a salesperson's order.

The data processing department can help to reduce the rate of clerical errors by designing data entry screens to be almost foolproof. Unfortunately, it takes more of a programmer's time and effort to design a form that will be easy for a data entry clerk than it does to put out the sort of form that allows or even encourages typing errors. According to Lisa Burns, Programming and system analysis manager for HP's Order Management System, some things programmers can do to design good forms include minimizing the number of extraneous keystrokes that the data entry person needs to make, placing fields for ease of typing rather than ease of programming, making screens as similar to one another as possible and using technical edits to filter some of the invalid dates and times caused by typing errors. A field with a technical edit is one that has a condition attached to it. For example, a field that asks for the date of purchase can have a technical edit that prevents future dates from being entered.

Well-designed screens are worth programming time because they help data entry clerks catch errors before the forms are transmitted to the next operation. But edited fields in forms can't catch every mistake; fields can flag illogical dates but they can't correct misspelled names. TQC principles require that all employees check their own work and strive to achieve zero defects.

Design for manufacturability (DFM) can apply to designing forms in the office as well as to parts in the factory. In companies

...three reasons why the hidden factory is so expensive and unproductive: complexity, confusion and variability.

that have implemented DFM, members of engineering and manufacturing departments communicate with one another and work together to design manufacturable parts. The same kind of teamwork can lead to more "manufacturable" documentation for transactions between customers and the sales force or within the accounting function. According to Mangelsen, a well-designed work

order must take into account how salespeople sell the company's product. In order to calculate the costs of sales, the accounting department needs to know how the sales force sells products. Therefore, the documentation should include the conditions of sale, the price, method of payment, the form of shipment and the commission.

Typically, work orders are designed by people on the administrative side of the company, but it's the production workers who must read and interpret them. Should the work order list line items by their descriptions or by their part number? If a U.S. company employs many non-English or limited English speaking production workers, these employees may find it easier to identify parts by their number. On the other hand, it may be preferable for order entry employees to see actual descriptions of line items in order to detect errors or omissions. Which method should prevail? One of the benefits of automating the production of forms is that the information can be represented in one way for production and another way for administrative workers. The solution is for the system programmers to map part numbers to part descriptions and provide a mechanism for choosing which representation to use. The trick is in knowing what needs to be done. It's impossible for the people designing forms to know what works best for their "customers" unless they talk to the production workers who must interpret them, as well as to the knowledge workers who enter information on them.

Companies who employ up-to-date manufacturing methods on the shop floor have a head start when they tackle the problem of streamlining their back office operations. In addition to the tremendous profit potential of eliminating duplicate transactions and repetitive checking functions, knowledge workers can be freed to do more interesting work if automation takes over the routine tasks. Walleigh lists three reasons why the hidden factory is so expensive and unproductive: complexity, confusion and variability. One way to slay this three-headed dragon is to have well-designed paperwork and to use online documentation in order to have less of it.

The new method of transaction accounting that Mangelsen instituted at Raytek Inc. tackles the problems of complexity, confusion and variability. In Accounts Payable, the accounting clerk no longer has to match purchase orders to receiving

documents, and receiving documents to invoices, in order to generate a check. With the new method, the clerk simply takes a look at the receiving documents and makes a check to cover whatever goods have been received. This simplification has reduced the Accounts Payable function from a task that required two or three employees to being a half-time job for one person. The system also reduces the confusion of trying to match invoices to purchase orders and receipts. Often a supplier will ship an incomplete order. The old method required the A/P clerk to generate duplicate paperwork for these incomplete orders. Raytek's new transaction accounting system also reduces variability because the Account Receivable screens will look the same as the Accounts Payable ones. As Mangelsen puts it, "What's receivable on one end is payable on the other." Because there are common transaction processing forms for the two accounting functions, employees in accounting can move between functions because they understand both tasks.

The Arthur Young nametag for eliminating complexity, confusion and variability is Continuous Process Improvement (CPI). Principles of CPI can be equally effective in companies as small as Raytek with under 50 employees or as large as Hewlett Packard with more than 90,000. Regardless of the company's size, all ongoing business activities, whether they involve paperwork or soldiering irons, are composed of processes. Processes can be

improved, and process improvements can be measured.

According to Walleigh, "Process performance measures should be established and measured for each process in the hidden factory and these performance measures should be the critical factors that tell whether or not the job is getting done right."

But before processes can be measured, they must be thoroughly understood. In order for the improvement to begin, a company needs to obtain an accurate picture of its current situation by documenting the actual processes that are targeted for improvement. It's harder to eliminate overhead than to eliminate direct labor costs and that's one reason why most companies focus on the production department rather than the offices when they seek to cut costs. Nevertheless, improving processes in the administrative offices pays off not only in time and materials but also in employee satisfaction. Companies that strive for continuous process improvement will automate some of the repetitive and mindless tasks as they work toward creating an environment where employees are problem solvers who understand the business, people work in teams that cross organizational boundaries, and the customers, both internal and external, are satisfied.

Would you like to continue to see articles on this topic?
Circle on reader card
yes 344 no 343

TC10

The easy way to become an illustrator...

With TC10, anyone can learn to produce detailed and accurate technical drawings. The user-friendly interface with pull-down menus and on-screen help windows combine to allow a quick learning curve. Just add your HP 9000 computer and digitizer. TC10 provides all of the power and drawing tools required to generate quality technical art.


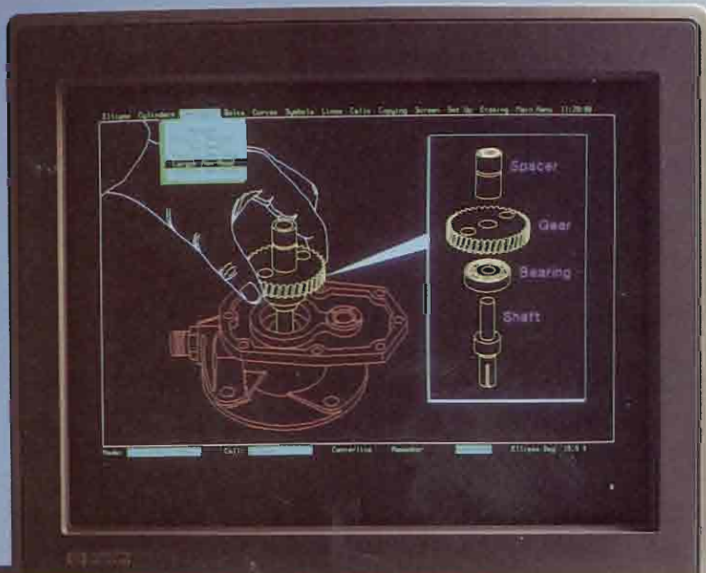
Import-export options make TC10 compatible with many desktop publishing, CAD and other HP software. TC10 is available in HP BASIC Version 5.1 for \$1295.00 and in HP BASIC/UX for \$1495.00.

Try a copy of TC10 FREE...

Don't take our word for it; try a copy for yourself. Call or write, and for a small media fee, we will send you a trial version of TC10.

TECHCOM

P.O. Box 39206 • Indianapolis, IN 46239
317-359-4400



Manufacturing Message Specification

MMS Improves Control Of The Factory Floor

Manufacturing Message Specification (MMS) is an application layer service in a MAP 3.0 communication stack. MMS is designed to give cell control computers the communications tools necessary to direct/monitor the activities of factory floor devices (FFDs) such as robots, programmable logic controllers (PLCs), numerical control (NC) machines, automated guided vehicles (AGVs), etc. For instance, MMS commands drive PLCs by downloading and executing programs, by reading and writing critical process variables, and by setting and releasing semaphores. *Figure 1* shows the positioning of MMS within a factory networking hierarchy. Further, MMS has tools for computer-to-computer communications. A binary file transfer facility is provided along with program-to-program messaging via the previously mentioned reading and writing of variables. MMS variables actually can be arbitrarily complex data structures.

ISO/IS 9506 specifies what MMS must do for its users. The spec doesn't detail how that functionality should look to the user. That is, it doesn't specify the user interface. It would be useful if each implementer of MMS built the same interface. A standard interface makes applications portable between different computers and eliminates the effort of learning different techniques for doing the same thing. The MAP/TOP Application Layer Interface Technical Subcommittee has created the MMS Application Interface Specification (typically called MMSI). Key MAP vendors have implemented this spec, and it may well become an international standard.

Despite its rich feature set, MMS alone can't tap all the capabilities of FFDs. MMS Companion Standards are currently being written to extend MMS to allow full control of certain classes of factory devices. For example, there are fledgling Companion Standards for robots, PLCs, NC machine and vision systems. Current

MMS products don't support Companion Standards.

MMS/MAP 3.0 is unique in the world of communications services, communicating rapidly and reliably to disparate factory floor devices. Allen-Bradley and Gould-Modicon Data Hiway protocols do allow communication to FFDs. But slowly (56Kbit/s base transmission rate vs. 10Mbit/s for MAP). DECNet, SNA and TCP/IP don't talk to FFDs at all. You'll see the advantages of MMS in the application discussion.

Functionality

ISO/IS 9506 IS A LARGE SPEC. The current MMSI contains more than 120 function calls. Fortunately, given the space constraints of this article, MMS capabilities can be grouped into classes that are descriptive of MMS functions.

Before discussing MMS classes it will be useful to develop some specialized vocabulary:

- **Application Process** — user program requiring MAP communication facilities. Specifically, this is *not* layer seven of the MAP stack.
- **Server** — a node on a MAP network that provides other nodes with MAP services. Often this is an FFD providing MMS services to a cell control computer.
- **Client** — a node on a MAP network that requests MAP services from another node (typically, but not necessarily, a cell control computer).
- **Virtual Manufacturing Device (VMD)** — a set of MAP data structures describing a node's characteristics to other MAP nodes (i.e., a PLC would describe its resources and status via a set of data structures accessible by other nodes on the network).

[BY PAUL MORRISON]

The MMS classes are as follows:

Connection/Context Management — for peer application processes to interact, they must first have a logical connection (application association) established between them. Connection/Context Management services include: Connection initiation, Connection conclude, Connection abort, Reject (server generated message indicating that a protocol error was received).

Remote Device Status — used to obtain details about a particular VMD and to monitor a VMD's status. Services include: Identify (get vendor name, model and revision), Get capabilities, Get status.

Variable Access And Management — variable reading and writing is a key means of directing and monitoring the activities of a remote device. Variables, in the context of MMS discussions, can be complex data structures. Variables are also a means by which messages can be passed from one computer to another. Variable Access and Management includes: Read, Write, Define, Delete, Report Information (unsolicited report of a variable's value to a remote peer).

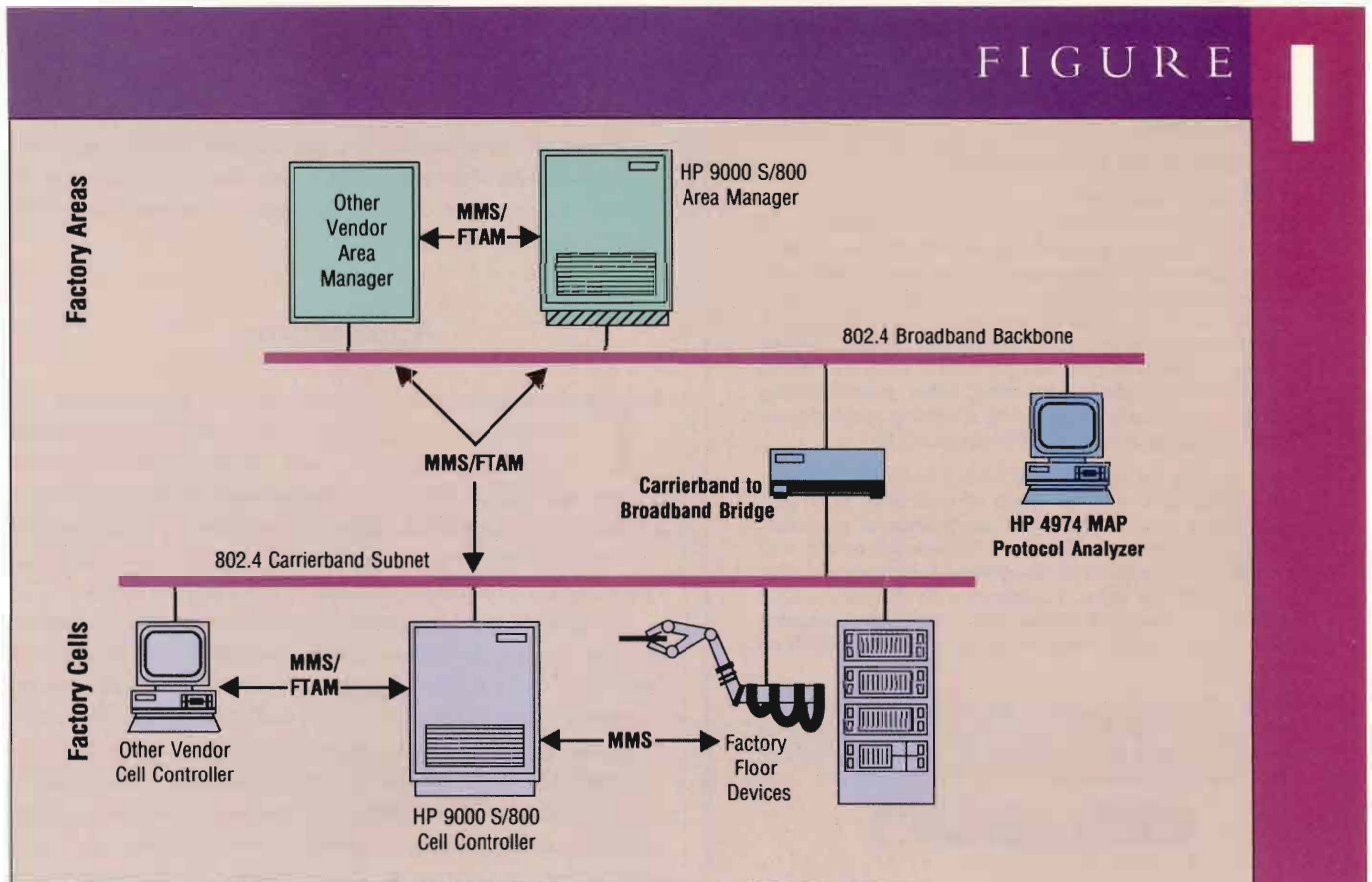
Program Upload, Download And Execution — program in this context means a factory floor device program (e.g. an NC program). The archiving, downloading and uploading of FFD

programs is central to the control of factory operations. Downloading and uploading typically occur between the RAM of an FFD and disc storage on a cell control computer. Services include: Download (cell controller initiated program download from cell controller to FFD), Upload (cell controller initiated upload from FFD to cell controller), Download' (FFD initiated download from cell controller to FFD), Upload' (FFD initiated upload from FFD to cell controller), Download'' (third node request that FFD initiate download from file server to FFD), Upload'' (third node request that FFD initiate upload from FFD to file server), Program start, stop, resume and reset, Program delete (delete program from FFD).

File Transfer And Management — used for the transfer of binary unstructured files between computers on a MAP network; will not interact with FTAM, OSI's full service file transfer mechanism (i.e., an FTAM file transfer request can't be serviced by the MMS file transfer mechanism). Services include: Remote file open, read and close (transfers file from remote to local node), Remote file rename, delete; Obtain file directory (obtain file directory information), Obtain file (directs a remote node to get a file using file transfer method explained above).

Semaphore Management — the use of flags (semaphores) to reserve and release resources at an MMS server. Included are:

FIGURE



Challenge • Growth • Achievement
 Excitement • Technology • Challenge
 Momentum • Success • Excitement • T
 Growth • Achievement • Momentu
 Technology • Challenge • Growth
 m • n • s • r • e • n • c • h • n • e

Acuson.

One word says it all.

Quite a lot has been said about Acuson recently. Our unique technology, Computed Sonography, the world's largest, most sophisticated, highest resolution medical ultrasound imaging process available, has established us as the recognized leader. It has also generated incredible profitability and unprecedented growth. If you're ready to work for a company that offers a dynamic atmosphere, then send us your resume today.

MIS Applications Manager

In this newly created position you will manage the development, implementation and maintenance of all MIS system projects, training and software (systems and applications). This includes developing internal reporting systems and tools, ensuring the protection of corporate information and maintaining the coding and documentation standards for all system development.

This position requires a BS with a business or computer science emphasis and five years' related experience, including one year experience managing an MIS group, and/or an equivalent combination of education, training and/or work experience. Expert knowledge of systems and procedures used in a high tech manufacturing company desired. The ability to work effectively with an MRP system (preferably ASK), Cognos Powerhouse Tools and other associated HP system utilities is required.

Management Information Systems Analyst

Your demonstrated ability to thrive in an environment of constantly changing priorities while implementing creative solutions will be key in this position. We're looking for an experienced professional to interface with users to design and write QUIZ reports, and to utilize QUICK and QTP to develop subsystems. Additionally, you will establish training programs and provide guidance to users at all levels. Responsibilities include supporting either manufacturing, service or order administration by analyzing problems and implementing solutions using Fortran and Quiz.

We're looking for an individual with a BA/AA in business or a related field with 2-3 years of experience in an MIS environment and/or equivalent combination of education, training and/or work experience. Knowledge of HP 3000 and HP Fortran is required, along with a basic understanding of the image data bases. Experience with QUICK and QTP is desirable. Excellent written and verbal communication skills, attention to detail and strong organizational abilities are mandatory.

Acuson offers excellent benefits and competitive compensation including stock options and profit sharing. Please respond by sending your resume to: Acuson, Dept. LS7, 1220 Charleston Road, P.O. Box 7393, Mountain View, CA 94039-7393. EOE.



Allen-Bradley
 480 E. Wilson Bridge Rd.
 Suite M
 Worthington, OH 43085
 CIRCLE 297 ON READER CARD

Define and delete semaphore, Take and relinquish control, Report semaphore status (obtains various kinds of data regarding a single semaphore).

Journaling — tools to read and write an information log (journal) on an MMS server. Included are: Initialize journal, Write journal, Read journal, Report journal status (get number of entries).

Operator Communications — services to allow the exchange of messages between a cell controller program and an operator console attached to an FFD. Included are: Input (obtain a string of data from an operator console), Output.

Event Management — tools to enable an MMS server to note and take action upon the occurrence of specified events. For instance, an FFD monitoring the condition of a boiler might note excessive pressure; if "excessive pressure" had been set up as an event, the FFD would take some specified action (e.g. shut down the boiler and notify relevant client computers). Services include: Define and delete event condition (client request to have a condition defined on or deleted from an MMS server), Define and delete event action, Event notification (MMS server message to clients to indicate that an event has occurred), Event enrollment (create list of clients to be informed when an event has occurred).

With a little imagination you can see how the basic manufacturing problems of downloading, monitoring and control can be solved by a network of MAP connected computers and FFDs communicating with MMS.

Applications

THE ENDURING PROMISE OF MAP is that someday cell controllers, robots, vision systems, PLCs, area manager computers, AGVs, etc. will communicate in perfect concert over a single manufacturing network. With MAP 3.0, that day is here. Hewlett-Packard and FFD vendors have built and are marketing MAP 3.0 products. Leading-edge manufacturers are designing those products into their production facilities.

Companies choosing MAP do so for one of two reasons: (1) The company is philosophically committed to the long-term benefits of OSI (i.e. exceptional interoperability, robust services, standardized net management etc.) and, (2) MAP can do something that no other networking scheme can.

When MAP is chosen for its unique capabilities, those capabilities often are provided by MMS. For instance, it isn't uncommon for large manufacturing concerns to want to install the same factory floor application in multiple plants. Unfortunately, the same FFDs aren't necessarily present at all sites. PLCs in particular

How Hyundai Electronics got up and running fast

Hyundai Electronics America is a company of Hyundai Business Group, a major business force in Korea. In no time at all, Hyundai Electronics America went from start-up company to being a major distributor of PCs and semi-conductors.

And **MCBA CLASSIC Accounting and Distribution Software™** on an HP 3000 was there to help handle their rapid growth.

MCBA CLASSIC Software has helped Hyundai Electronics improve cash flow and tighten inventory control. Customer service has also improved, with orders shipped *40% faster!*


"MCBA CLASSIC Software has increased speed and efficiency throughout the company," says Joon Kim, Hyundai Electronics MIS Manager. "It's enabled us to grow rapidly without strain."

MCBA CLASSIC Software can help speed up your company's operation, too.

Quality, Full-Featured Software

You can choose from 15 integrated yet modular MCBA CLASSIC Software packages to create a custom system that best meets your company's needs.

Anything from basic accounting—to wholesale distribution—to complete closed-loop Manufacturing Resource Planning (MRP II).



MCBA CLASSIC Software provides top quality and advanced functionality across the entire HP 3000 line. Like a 24-character, five-level General Ledger account number. User-defined codes to transfer you rapidly between applications. Context-sensitive online help. And windows!

MCBA CLASSIC Software is flexible, well-documented and easy to use. And customization, training and technical support are available from our worldwide professional reseller network.

Find out more. Return the coupon today or call MCBA now at **(818) 242-9600**.

Reseller inquiries are welcome.

Send me information on time-saving MCBA CLASSIC Software in HP COBOL II:
 Accounting; Distribution; Manufacturing.

Name _____

Title _____

Company _____

Address _____

City _____ State _____ ZIP _____

Phone (____) _____ FAX (____) _____

I am a software: User; Reseller; Consultant.

Company's revenues: Under \$15 million;
 \$15 million and over.

HPP989

MCBA CLASSIC SOFTWARE

The Standard in Business Software Solutions™

CIRCLE 191 ON READER CARD

425 W. Broadway, Glendale, CA 91204-1269 • Phone: (818) 242-9600 • FAX: (818) 500-4805

Copyright © 1989 by MCBA, Inc. All rights reserved. MCBA is a registered trademark and MCBA CLASSIC Software and The Standard in Business Software Solutions are trademarks of MCBA, Inc.

tend to vary from country to country. With non-MAP technology, different FFDs imply different I/O protocols and different programming techniques and thus, substantially different applications. MMS/MAP 3.0 with its single programmatic interface for all FFDs eliminates the need for reprogramming.

For example, a 1,000 ft. x 2,000 ft. auto assembly plant has 100 PLCs connected to four cell controllers. Occasionally, because of a disruption in the plant or because of a manufacturing change-over, PLCs must be reloaded with their programs. With non-MAP technology the downloading requires either sneakernet or a proprietary, bit serial link protocol. By actual timing (this is a real

case), hand delivery of floppies takes approximately 45 min. per PLC. Downloading via RS232 takes roughly 15 min. Downloading via MMS/MAP 3.0 takes under a minute. In this plant, lost time is big money: \$5,000/min. MMS/MAP 3.0 is the only networking system capable of acceptable performance.

MMS delivers needed functionality with speed and reliability. MMS will increasingly drive the activities on factory floors. —Paul Morrison is a product manager for Hewlett-Packard, Fort Collins, CO.

Would you like to continue to see articles on this topic?
Circle on reader card—yes 336 no 335

[UNDERSTANDING MMS]

To understand MMS you must understand those famous acronyms OSI and MAP. OSI, Open Systems Interconnection is the International Standards Organization (ISO) seven layer model for how the functionality of data communications systems should be partitioned. ISO's seminal thought was this: All data communications systems, whether in wide area SNA networks or local PC networks must have the following:

- There must be a means of addressing the destination node.
- Bits must be put on the transport medium in a way that will be understood by the receiving electronics.
- There must be a means of seeing that the message is delivered reliably.
- Routing algorithms must exist to define the path from source to destination.
- Data sent over the network must be formatted by known rules so that it is understood at each end of the link.

Because all communications systems provide the same basic functionality, all communications systems can be designed and built from the same basic block diagram. See the OSI model is shown in Figure 1.

The model assumes this: a user message will enter the communications system at the top of the stack (i.e., at the APPLICATIONS layer); the message will pass down the stack with each layer making amendments pertinent to its function; when the message passes out the bottom of the stack, it will be prepared for

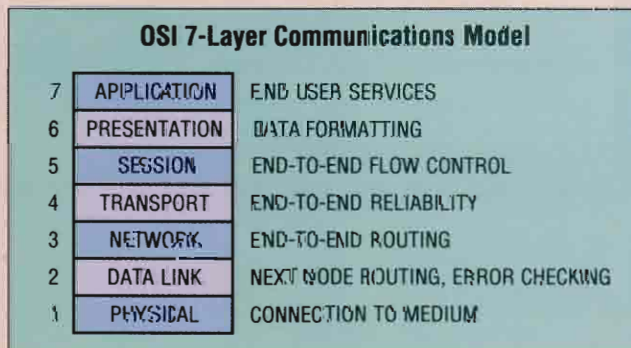


Figure 1.

reliable transport to its destination.

The model offers several benefits to designers and implementers:

- The model defines areas of focus for those people writing standards.
- It allows implementers to segment development efforts.
- And, because each of the layers is modular and independent, changes can be made to one of the layers without disturbing the others.

So what is MAP? Manufacturing Automation Protocol, is a particular instance of an OSI network specification. MAP 3.0, the latest version of MAP, specifies ISO protocols for each of the seven layers of the OSI model (see Figure 2). MAP 3.0 product (the result of vendors turning specs into software, firmware, modems and cables) have appeared regularly throughout 1989. MAP, of course is also the brainchild of GM and contains attributes which allow MAP networks to survive in harsh manufacturing environments.

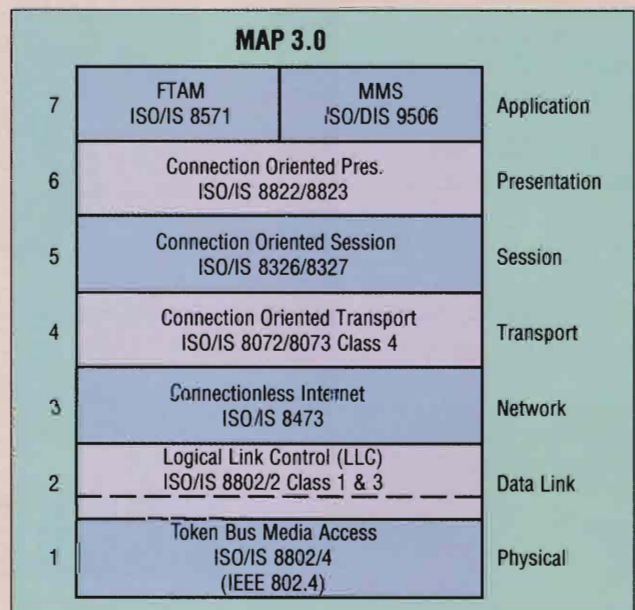


Figure 2.

EasyReporter™

the ultimate in end-user computing

Finally! Computer software that is genuinely designed for use by personnel outside the d.p. dept.

Your users can:

- write reports
- do on-line inquiry screens
- download results to PC's
- turn their reports into graphs

... all, without programming

... all, with your tight control of the system.

EasyReporter is a fine complement to your POWERHOUSE, SPEEDWARE or 3GL environment that your users will appreciate.

To find out more about EasyReporter, the ultimate end-user computing tool contact us at:

(416) 678-1841 Marketing Dept.
7420 Airport Road
Suite 201
Mississauga, Ontario
L4T 4E5

In Europe: London (01) 828-1297

Infocentre Corporation

infocentre

CIRCLE 172 ON READER CARD

New York, Los Angeles, Montreal, Toronto, London, Paris,
Sydney, Washington D.C., Chicago, San Francisco

M

Fine-Tuning DeskManager In A Multivendor Environment



UTILITIES

John Enck

MANAGING DESKMANAGER



Editor's Note: This article represents the winning entry in HP Professional's first Call For Papers Contest. The author, John Enck, has more than 10 years experience in systems engineering and development and now serves as marketing consultant and analyst for Forest Computer Inc., Lansing, MI.

I used to be engrossed in the exploding world of PCs. Now I have returned to the land of minis and mainframes by taking on an MPE project. The project involves implementing HP's DeskManager in a multivendor environment at Forest Computer (Lansing, MI).

Although the primary purpose of implementing DeskManager at Forest was to enhance internal communications, the secondary purpose was far more intriguing. Because Forest Computer markets a multivendor networking product, the Forest Network Processor, the company also wanted to use DeskManager as the main demonstration application on the HP 3000. Forest's multivendor environment included monochrome and color versions of HP, IBM and DEC terminals, a standard monochrome Burroughs terminal, a DEC MicroVAX computer, an HP 1000 (A-Series) system, an HP 3000 (CISC model) computer, and remote access to an IBM 3090 system. Terminals could be attached directly to the Forest Network Processor or to their native hosts.

In this multivendor environment, DeskManager was to be implemented to highlight the benefits of the Forest multivendor solution. Specific implementation goals included:

- DeskManager was to be accessible from the IBM, Burroughs and DEC terminals and/or systems.
- DeskManager was to be modified to use color in its menu and message screens.

- Provisions had to be made to enable secure video handling for the block mode Burroughs and IBM terminals.

Some Of My Best Friends...

Installation was a breeze and configuration was fairly straight-forward. And then, just as things were going so smoothly, I had to actually try to use this highly acclaimed package.

My first encounter with DeskManager was a list of numbers and words. No clear association of number to function was apparent then, and no clear association of number to function is apparent now. The words I could handle — IN TRAY, OUT TRAY, WORK AREA — made sense to me. But what didn't make sense was what they were doing hanging out on menus all by themselves. I found this as useful as a dictionary without definitions.

At that point it became clear that I had to do more than simply accommodate the multivendor aspects of the Forest environment. I felt a moral obligation to accommodate the users of the product. Just because these kind, intelligent individuals were not HP literate didn't



John Enck of Forest Computer Inc.

mean they deserved to be abused. After all, some of my best friends have never heard of MPE.

Although I had a great deal of trouble getting the mental images of those menus out of my mind, I realized I had to define a screen structure that could be applied to Forest's mixed vendor

There are some powerful reasons to install SpoolRescue.

How would you like to have a lot more power at work?

With NSD's **SpoolRescue™**, software for the HP3000, you'll be able to do things you never could before. Such as view OPEN spoolfiles--even the INPUT files of jobs you have already streamed; then make sweeping changes based on size, status, device, priority, copies and spool and creator name.

Another powerful advantage is how much more control you gain with SpoolRescue. Because with access to OPEN spoolfiles, you can validate reports while they're being generated. That way, you can see precisely how far along that job is. Rather than aborting it when it's just about to finish.

What's more, this performance-oriented package features friendly, easy-to-use commands. So saving spoolfiles or WAIT and SCHED jobs to disc is remarkably easy. As is restoring them back into the spooler. SpoolRescue also vastly improves all tape-handling for microfiche with a special mode for creating just about any format tape you want.

So take some power into your own hands and call NSD toll-free today. After all, you have everything to gain.

With SpoolRescue
you gain time,
access, paper,
tape, money, a
clearer view of
all your data, and,
of course, power.



NSD

NSD, Inc., 1670 South Amphlett Blvd.
Suite 103, San Mateo, CA 94402 1.415.573.5923

(In CA) 1.800.538.9058 (Outside CA) 1.800.538.3818 (In CN) 1.800.445.3818

CIRCLE 129 ON READER CARD

SpoolRescue is a trademark of NSD, Inc.

FIGURE 1

You are: !1
(at !4 on !3 at !2)

Main Menu Commands

INTRAY (read your mail)	SIGNOFF (return to MPE)
OUTTRAY (find lost msgs)	HELP (help on HPDesk usage)
PENDING TRAY (track msgs)	? (help on HPDesk commands)
WORK AREA (edit files/docs)	NEWS (show bulletin board)
FC (Filing Cabinet storage)	STATUS (TRACKed msg status)
CALENDAR (appointments, todo)	ADMINISTRATION (password)
SEND (compose/send a message)	LISTAREA (private dist.)

FIGURE 2

In Tray Commands

READ # (read msg "#")	LIST (list all msgs)	? (full command help)
DELETE # (delete "#")	REPLY # (reply to "#")	NEWS (bulletin board)
SEND (send a new msg)	SIGNOFF (exit/bye)	STATUS (of msgs sent)

environment before I redefined the screen contents.

Out Of The Frying Pan

The good news was that the Forest Network Processor (FNP) was going to handle

95 percent of my headaches. The FNP would perform the block mode emulations required for the profile forms and full-screen editor to work on the DEC, Burroughs and IBM terminals. Additionally, the FNP would provide the physical

and logical links between the foreign terminals/computers and the HP 3000.

But some things that the FNP would not do were (a) put color in a product that wasn't designed to handle it, (b) redesign the screens for the proper esthetics, and (c) handle secure password entry.

Finally, I took that last desperate step and actually read the manuals. Although most of this effort was a waste of time because the manuals spent a great deal of time explaining the obvious (and ignoring the sublime), I did come upon one startling and earth-shaking realization — HP DeskManager could be customized!

Now, I started scheming. Certainly, I had no fault with IMAGE being at the core of the product. I had worked with IMAGE many times in the past. My disillusionment with the product was clearly focused on the user interface. And, I concluded, I could easily change that by adding custom screens and commands. I could remake HP DeskManager in the image of my choice!

No Kicking, No Scratching

I began working on the appearance of the screens. This work was done in two phases: First developed the multivendor guidelines and then defined the contents. The multivendor guidelines I created are as follows:

- A line should not exceed 79 characters

INTRODUCING A HIGH PERFORMANCE MANAGEMENT TOOL THAT'S SIMPLY MAGIC


Introducing **MAGICIAN** by Appic. A powerful utility program, designed for the HP 3000, that lets you load up multiple applications at the same time and switch instantly among them. You no longer have to stop working in one application to access another.

MAGICIAN is simple to use. Just summon **MAGICIAN** with one keystroke and access the programs you need. **MAGICIAN** gives you the freedom to organize your work day.

A high performance tool, **MAGICIAN** can actually improve computer response time, providing greater convenience and efficiency for system users. You won't spend hours each day waiting for access to an environment needed to complete a job. Like magic, you can work quickly, efficiently.

And now, for a limited time, **MAGICIAN** is offered for a Special Introductory Price. So call us today. 512-346-0962.

APPIC, Inc., 7901 Havenwood Drive, Austin, TX 78759
APPIC-FRANCE, 123, rue de Petit-Vaux, 91360 Epinay sur Orge.



CIRCLE 192 ON READER CARD

Better HP Workstation Memory

DTACK Systems introduces RAM expansion boards for the HP9000 Model 360, 340 workstations. The unique advantages of MEM360 and MEM340 make them the right choices for you!

IN STOCK
FOR
IMMEDIATE
SHIPMENT



Our MEM360 is the most powerful and economical RAM expansion board for all HP 9000 Model 360 workstations. Our MEM360 memory board is unique with its upgrade capability and its 16MByte capacity. The densest RAM board available from Hewlett Packard is only 12MB. Our idea for an upgradable RAM board results from the HP360 having only one connector for add-on memory. If you purchase another style RAM board, you may end up scraping that board and purchasing an entirely new replacement board for future needs. With the DTACK solution, you simply purchase more memory chips for your MEM360 to increase system memory! One MEM360 can expand system memory from 8MB to 20MB.

There are only three things to remember about HP9000 Model 340 system memory: Price; Quality; DTACK Systems. The MEM340 add-on board is built with 4MBytes of RAM. You can cost-effectively add up to 16MB of system memory to your HP340 workstation with MEM340 boards.

Don't wait on other HP RAM board vendors . . . call DTACK Systems, the HP workstation experts, at (714) 998-2244 for more information and factory-direct orders.

"Beyond price and performance advantages of our products is DTACK Systems' uncompromising dedication to the quality and reliability of our products. Our commitment is totally consistent with the product excellence embodied in your HP computer."

Jon Young, President



DTACK
SYSTEMS INC.

Powerful Products Made Simple

120 Chaparral Court, Suite 150, Anaheim Hills, CA 92808 Phone:(714)998-2244 FAX:(714)998-3929

CIRCLE 178 ON READER CARD

```
~&v3SYou are: !1
```

```
~&v1S      (at !4 on !3 at !2)
```

```
~&a+9C~1
```

```
l~&v2S
```

Main Menu Commands

```
l~&v6SINTRAY ~&v5S(read your mail)
```

```
l~&v6SOUTTRAY ~&v5S(find lost msgs)
```

```
l~&v6SPENDING TRAY ~&v5S(track msgs)
```

```
l~&v6SWORK AREA ~&v5S(edit files/docs)
```

```
l~&v6SFC ~&v5S(Filing Cabinet storage)
```

```
l~&v6SCALENDAR ~&v5S(appointments, todo)
```

```
l~&v6SEND ~&v5S(compose/send a message)
```

```
l~&v2S
```

```
~&v6SSIGNOFF ~&v5S(return to MPE)
```

```
~&v6SHELP ~&v5S(help on HPDesk usage)
```

```
~&v6S? ~&v5S(help on HPDesk commands)
```

```
~&v6SNEWS ~&v5S(show bulletin board)
```

```
~&v6SSTATUS ~&v5S(TRACKed msg status)
```

```
~&v6SADMINISTRATION ~&v5S(password)
```

```
~&v6SLISTAREA ~&v5S(private dist.)
```

Legend:

```
~ = Esc
```

```
l = Tab
```

```
~&v2S
```

In Tray Commands

```
~&v3S READ # (read msg "#")
```

```
~&v3S DELETE # (delete "#")
```

```
~&v3S SEND (send a new msg)
```

```
~&v2S
```

```
LIST (list all msgs)
```

```
REPLY # (reply to "#")
```

```
SIGNOFF (exit/bye)
```

```
? (full command help)
```

```
NEWS (bulletin board)
```

```
STATUS (of msgs sent)
```

Legend:

```
~ = Esc
```

```
l = Tab
```

in length. Handling a carriage return/line feed after an 80th character is one of the most annoying differences between the terminals. Rather than create other provisions to handle the variations, this design rule eliminated countless headaches.

- Whenever possible, a static (non-scrolling) screen shouldn't exceed 23 lines. The extra lines were left free in order to accommodate function key displays on those terminals that were not equipped with a special display area. Although the FNP allowed for screens longer than 23 lines, this decision was made solely on the

basis of good taste and esthetics.

- Avoid using blank reverse video as a highlighting technique. For one thing, the starting and stopping of inverse fields on any given line has different rules between terminals, and the spacing between lines is also different. For example, a solid block of inverse video on an HP terminal appears as a series of horizontal reverse video lines on an IBM terminal.

- Avoid using bright/dim video attributes to highlight key phrases. The HP terminal is uniquely opposite to the other terminals in its handling of bright/dim.

- In determining the color pairs to be used on the screens, the most important step was to test all the possibilities on all of the

screens. By doing this, undesirable and/or unreadable color combinations were eliminated. The result? The color pairs in *Table 1* were ruled acceptable.

A sixth rule was added later when HP DeskManager began producing annoying "line length exceeded" messages on some of the more complex screens:

- Use tab settings and tabs to eliminate blank spaces in screens. All of the terminals support tab sets and tabs.

A Flash From The Past

Having defined the overall rules of screen design, I started to work on the screen contents. Given the immediate audience

If you've seen manufacturing systems that promise you the moon,



Look at GrowthPower. We promise results.

For more than 500 manufacturers, GrowthPower plays a major role in creating business growth. Why? Because GrowthPower is a complete, integrated system approach to meeting your business information needs.

GrowthPower is a no-nonsense software solution for improving financial integrity, manufacturing efficiency and customer service. And, it is built to be used by personnel at all levels in your organization.

GrowthPower is designed to meet your specific business needs today, and grow as you grow.

Behind GrowthPower stands an organization of manufacturing professionals... APICS certified consultants, dedicated to making your implementation of GrowthPower smooth, fast and productive.

Successful software is more than a few nifty features. It's a complete system that helps you achieve a vision of how YOUR business can run better, backed by people who deliver results.

Call Computer Solutions today. 800-635-2567.

CIRCLE 158 ON READER CARD

 **GrowthPower.**
Software That Simply Fits Your Business.

Computer Solutions, Inc. □ One Burlington Woods □ Burlington, MA 01803 □ (617) 229-2200

TABLE 1

Color Pair	HP Escape Sequence
White text on black background	Escape & v 0 S
Red text on black background	Escape & v 1 S
Green text on black background	Escape & v 2 S
Yellow text on black background	Escape & v 3 S
Magenta text on black background	Escape & v 5 S
Cyan text on black background	Escape & v 6 S

TABLE 2

MAINMENU	Fixed ASCII file	Contains the menu (help information) to be displayed at the initial (level 0) tray
MSGHEAD	Fixed ASCII file	Contains the format for the header information displayed in conjunction with messages.
REPHEAD	Fixed ASCII file	Contains the format for the header displayed with replies.
WELCOME	Fixed ASCII file	Contains the "welcome" screen sent and displayed prior to signon confirmation.
INITHELP	VPLUS forms file	Contains the menus displayed at each tray. Unlike the other files, multiple displays are

TABLE 3

UDC	Command Syntax
MYMAIL MAIL	NEWMAIL <user name> HPDESK TRAY=1;USER=<user name>

of executives, sales persons and secretaries, as well as the indirect audience of potential FNP customers, I chose a type of menu that was known to all of them: a WordStar-like command assistance menu.

The advantages of this type of menu was its acceptance by the users and its relatively efficient ability to condense important command information into a relatively small amount of space. When coupled with color, many of these screens

actually were quite attractive.

The disadvantage of these screens were the amount of terminal display space they occupied. The main menu, for example, occupied nine lines of the display. The secondary menus occupied no more space than the optional HP-supplied help menus (five lines), but, in my scheme, each DeskManager user was configured to have a menu invoked for every tray.

Figures 1 and 2 show the main menu and one of the tray help menus created under these design rules.

When Worlds Collide

Having designed the screen contents under the rules, the next problem was how to put the two together and create these multicolor, multivendor screens. The complexity of this operation centered on placing control character strings into the screens without offending MPE or DeskManager.

First, I focused on the files in the MAILCONF.HPOFFICE account that I would be modifying and what their relationships to DeskManager and MPE were (see Table 2).

I chose to deal with all of the fixed ASCII files in the same manner. I used Walker Richer & Quinn's Reflection software to upload the files to my PC (XT) where I had ample tools to transform them and then download the final results to the HP 3000. The INITHELP file, on the other hand, required special handling that will be discussed later.

Tools Of The Trade

Once the files were loaded onto my PC, I had a wide variety of tools to choose from. Specifically, I needed the Norton Utility. I always used NU to "check out" files prior to loading them into any editing system. Specifically, I looked for imbedded control characters and CTRL-Z sequences that many MS-DOS programs recognize as an end-of-file marker when, in fact, that may not be the case.

I also needed the Whisper Editor. WED doesn't interpret any control characters and allowed me to insert control charac-

Perhaps the greatest testimony to the changes occurred when one experienced HP 3000 user failed to recognize the product as DeskManager at all.

ters and sequences directly into these files. Although at first this seemed highly efficient, I later moved to a two-step process.

During the first round of modifications, I entered the exact control sequences into the file using WED. The most common sequences I used were the color setting sequence previously listed and tab operations. Figures 3 and 4 show two menus with the imbedded control sequences.

After I changed the files I reloaded them to the HP 3000 for integration test-

ing. This process worked well up to the point where I needed to begin documenting my trail of changes.

When I wanted to print out any of the forms I had created using this process, the printer would either swallow or object to the escape character and/or escape sequence I was embedding in the text. So to smooth out my development and testing operation, I began using a tilde character (~) in place of the escape character and then wrote a small conversion program to replace the tilde with an escape and vice

versa. The source code for these programs are listed in Programs 1 and 2.

Note in Program 1 that lines 155 and 225 aren't integral to the program. They show the progress of the program by displaying an explanation mark for every record (256 bytes) read and a period for every escape converted to a tilde. For larger files, this visible indication of progress is much preferred to a blank screen.

Also take note that the only substantial difference between the two programs lies in lines 200 and 220. In line 200, the presence or absence of the source character is detected. In line 220, the source character is replaced by the target character.

This process then gave me even more flexibility in dealing with the files. I could now use WED, WordStar, WordPerfect, or any text editor to massage and print my data. The conversion program would handle the final format changes. The fact that these programs are written in inter-

```

A TILDESC.DOC
Program 1.

10 print
20 print "Escape converter - changes escape (~)"
30 print
40 input "What name did you give the input file";i$
50 if len(i$)=0 then goto 40
.
.
155 print "!";
160 x=len(inbound$)
170 y=1
200 y=instr(1,inbound$,chr$(27))
210 if y=0 then goto 300
220 inbound$=left$(inbound$,y-1)+"~"+right$(inbound$,x-y)
225 print "!";
230 goto 200
300 outbound$=inbound$
310 print#2,outbound$
.
.

```

```

A TILDESC.DOC
Program 2.

10 print
20 print "Tilde converter - changes tilde (~) to escape"
30 print
40 input "What name did you give the input file";i$
50 if len(i$)=0 then goto 40
.
.
155 print "!";
160 x=len(inbound$)
170 y=1 200 y=instr(1,inbound$,"~")
210 if y=0 then goto 300
220 inbound$=left$(inbound$,y-1)+chr$(27)+right$(inbound$,x-y)
225 print "!";
230 goto 200
300 outbound$=inbound$
310 print#2,outbound$
320 goto 150
500 close #1
.
.

```

DIRTY TAPES?

Call or Send for
FREE Technical Guide



MAGNETIC TAPE CLEANER/REWINDER

PERIPHERALS

A High Technology Company

1363 Logan Ave.
Costa Mesa, CA 92626
Headquarters 714-540-4925
Outside CA 1-800-468-6888

CIRCLE 131 ON READER CARD

THE PATCH FOR ASYNCHRONOUS NETWORKS.



The Telamon Async Network Engine.

THE ONLY WAY OUT.

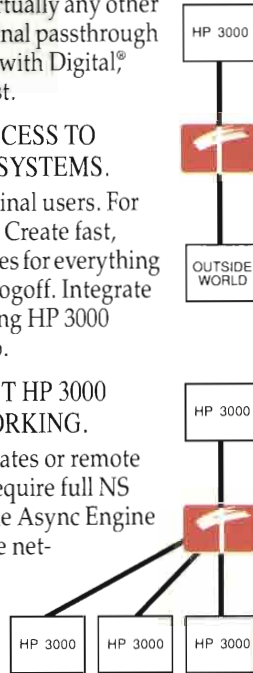
To electronic mail and database services. To X.25 PADs. To virtually any other system, for terminal passthrough and file transfer with Digital®, IBM® and the rest.

EASY ACCESS TO DIAL-UP SYSTEMS.

For PC and terminal users. For batch programs. Create fast, automatic routines for everything from dial-up to logoff. Integrate easily into existing HP 3000 applications, too.

LOW-COST HP 3000 NETWORKING.

When daily updates or remote accesses don't require full NS capability, let one Async Engine serve your entire network, and save tens—if not hundreds—of thousands.



THE PATCH FOR BISYNCHRONOUS NETWORKS.



pretive BASIC isn't a testimony to my love for the language — rather it was a painful reality for me because our company lacked DOS-oriented compilers.

Special Strokes For Special Folks

Because the INITHELP file contained VPLUS-specific information and was oriented to that purpose (as revealed by NU), the same procedures couldn't be applied to that file. Instead, I used the procedures described in the HP documentation to modify the help information.

After I redesigned each menu to conform to my overall screen specifications, I entered in the escape sequences into the text of the menu using the tilde character (~) again to represent an escape. Once I had altered the menus to my satisfaction I simply uploaded the file to my PC as a binary file, and then ran my tilde conversion program on it.

I had to be careful in downloading the file back to the HP 3000, however, because it was tagged as a VPLUS file by an MPE file code. So to keep all subsystems happy, I first used FCOPY to make a copy of the original file, then I downloaded the file from my PC into a fresh (new) file, and then used FCOPY again to load the new file into the old file, thereby preserving the file codes.

Without question, the most boring and time-wasting part of the process was the implementation of secure video for password protection. The difficulty of this part rested in the fact that it all had to be done by hand using cumbersome (as compared to the PC) MPE tools.

In order to implement secure video in the Forest environment, I had to imbed the "SUB" control character in each message where I wanted a secure field to begin. Unfortunately, all of these messages are contained in the MAILCAT.-MAILLIB.HPOFFICE catalog file and the

size of the file prohibited (in my mind) downloading it to the PC and using PC-based utilities on it. Instead I was forced to use the HP Disk Editor (DISKED.PUB.SYS) to search out for these messages and patched in the control character. This was an ugly process that should not be undertaken by the fainthearted.

All Systems Gorgeous

With my redesigned and colorized screens firmly in place, I was almost ready to turn the users loose. But first I had to make a few adjustments to the MPE side.

To make matters simple, I customized a command for each user that allowed them to sign on without the necessity of supplying a user name and also gave them a command to check their IN TRAY without invoking DeskManager (see Table 3).

I also took the liberty to force the NEWMAIL command during the logon

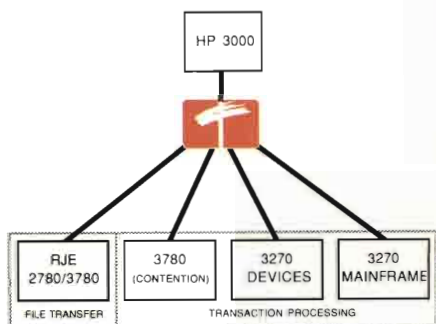
The Telamon Bisync Network Engine.

RUNS NOW ON HPPA.

For RJE 2780/3780 file transfer. 3780 transaction processing. Programmatic control of 3270-compatible device networks. And programmatic interaction with 3270 mainframe applications.

BENEFITS FOR CLASSIC HP 3000 OWNERS TOO.

Save 50% or more—and get more efficient 2780/3780 file transfer and faster 3780 transactions. Plus, dramatic savings for both host and device communications if programmatic access meets your 3270 solution needs.



A PATCH FOR EVERY PURPOSE.



The Telamon Engine Family.

The Async and Bisync Engines are just two of the many useful, flexible tools in Telamon's versatile Patch Kit.

WHAT'S A PATCH?

Telamon patches are easy-to-implement, permanent solutions that make connecting your HP 3000 to the outside world easy.

So you can automate supervision of unattended systems. Control remote credit card verification terminals. You name it.

CALL 800-622-0630

Call the Solution Center, and we'll patch you right through. In California, 916-622-0630. Fax 916-622-0738. Or Easylink 6254-9890.



492 Ninth Street, Oakland, CA 94607-4098

CIRCLE 155 ON READER CARD

UDC processing. Although this added a delay in the logon process (from their perspective), it forced them to confront the reality of DeskManager on a daily basis. Putting DeskManager in front of them as much as possible was critical during the early acceptance period.

In addition to supplying the username to DeskManager, I also sent the user into the IN TRAY as the default, logged-in tray. I took this step because I didn't want to expose the users to the wide variety of trays so early in the game. In fact, to reinforce this, I also created a variety of custom DeskManager command scripts that performed many of the usual activities done outside of the IN TRAY and these scripts always returned to the IN TRAY upon completion.

Unimpressed with the user documentation, and given the amount of customization I performed, I took one last step. I created custom documentation for the

beginning and intermediate user. This step saved me from doing formal training sessions and allowed for first-time users to get a quick introduction to the system.

And In The End, A New Beginning

The revised form of HP DeskManager was released for Forest Computer's use without a great deal of fanfare and without formal training. Initial release was limited to the sales and marketing organizations, with the rest of the company following after a few initial shakedowns.

Based on a quick flurry of electronic activity (not to mention the contents of my IN TRAY), initial acceptance and use of DeskManager for sending and receiving messages was excellent. There was a marked decrease in the number of both formal and informal meetings, and the regular lines of people waiting outside the doors of the CEO and executive managers dwindled and, in some cases, actually

vanished.

Equally important, this was not accomplished at the cost of my ear. I was initially very concerned that the intentional absence of formal training would only result in around-the-clock phone calls. But this was not the case — the menus coupled with customized commands and augmented by designer documentation did the trick. The only area of confusion was in the FILING CABINET.

Outside of Forest Computer's corporate usage, the revised DeskManager was used as part of Forest's multivendor demonstration at the 1988 Interex in Orlando, FL. Perhaps the greatest testimony to the changes occurred when one experienced HP 3000 user failed to recognize the product as DeskManager at all. He was convinced that he was seeing some flashy, do-nothing program that Forest's marketing department had put together.

INSIGHTS INTO COBOL85

**Features
Increase
Program
Legibility And
Efficiency**

COBOL85 has been with us for some time now. However, there have been several new features added (from COBOL74) that will decrease programming time and at the same time increase program legibility and efficiency.

In COBOL85, the number of bytes in record description layouts must match the record size of the file label. You will get an error at run time if your file label record size was 80 bytes and you had the following in your program:

```
01 INPUT-RECORD-LAYOUT.  
   05 INPUT-FIELD-1      PIC S9(4).  
   05 INPUT-FIELD-2      PIC X(5).  
   05 INPUT-FIELD-3      PIC X(61).
```

COBOL85 also gives you the option of specifying whether the UNTIL condition of a PERFORM statement is tested before or after the statements have been executed. The default is to check the condition of the PERFORM before the set of statements is performed. Thus, the set of statements may be performed zero or more times. The order of processing is:

1. Initialize the counter if you're using the VARYING phrase.
2. Check the condition. If true, transfer control to the next executable statement after the PERFORM. If not true, execute the specified set of statements.
3. Increment the loop counter and return to No. 2.

If you're sure that you want to perform the statements at least once, you must add the WITH TEST AFTER phrase to the PERFORM statement.

COBOL85 has given you an in-line PERFORM statement. This option allows code to be "performed" without having to branch to an-

other part of the program. This especially is useful and more efficient when a set of instructions is being performed more than once (e.g. when looping). For example, in *Program 1* out-of-line PERFORM is more efficiently coded with an in-line PERFORM.

Note that with the in-line PERFORM, there's no branching. When an out-of-line PERFORM is encountered, the computer has to generate machine instructions to remember from where the PERFORM is being executed. The computer also has to generate and utilize machine instructions telling it how to "get to" the module being performed and how to "get back" to the original location. (This all actually happens at compilation time). Using In-line PERFORMS eliminates these extra instructions and is thus more efficient.

The INITIALIZE statement can be used to set numeric data items to zeroes or alphanumeric data to spaces. The statement has the following format:

```
INITIALIZE data-item-1 REPLACING data-class by  
data-item-2 or literal-1  
  
where:  
data-item-1 is the receiving field  
data-class is one of the following:  
ALPHABETIC  
ALPHANUMERIC  
NUMERIC  
ALPHANUMERIC-EDITED  
NUMERIC-EDITED  
data-item-2 represents the sending field.
```

Everything after data-item-1 is optional. The simplest and probably the most common use for the INITIALIZE statement would be like this:

```
01 PROGRAM-ACCUMS.  
   05 ACCUM1      PIC S9(9)V99 COMP SYNC.  
   05 ACCUM2      PIC S9(9)V99 COMP SYNC.  
   05 SWITCH1     PIC X.  
   05 SWITCH2     PIC X(3)  
PROCEDURE DIVISION.  
   INITIALIZE PROGRAM-ACCUMS.
```



LANGUAGES

James Richard

Finally, business management software designed to improve your vision.

What do you get when you marry the industry's hottest general ledger system with some of the most popular accounting and human resource software ever written for HP's Classic and Precision Architecture?

World Class Series™ from Collier-Jackson

It's a sight for sore eyes. We've clearly taken advantage of native mode and Precision Architecture. The results? Borderless integration and express navigation for all our accounting and human resource software. This gives you and your people greater accuracy and increased flexibility. Quickly.

And with such business productivity tools as the award-winning 20/20™ spreadsheet from Access Technology, executives can now get a more focused view of the information they need, without losing sight of the big picture.


Our World Class Series software is easier to use than ever. All systems have a consistent look and feel. Familiarity is faster. And training is a breeze for even the most novice user.

Best of all, Collier-Jackson's World Class Series affords you a total business solution integrating financial, accounting and human resource software. And each system is fully featured to maximize your performance.


Thanks to our highly trained application and technical specialists, the systems can be implemented by each department with minimal hand-holding from your in-house MIS staff.

If your company's management could benefit from improved vision, take a long, hard look at World Class Series software from Collier-Jackson. The differences are plain to see. Call us now at 813-872-9990.

CompuServe
Collier-Jackson




World Class Series™. Improves efficiency and productivity in your company from top to bottom.



It's a sight for sore eyes. World Class Series accounting and human resource software means your people will be able to see more of the information they need to make decisions.


Borderless Integration and Express Navigation let you move from one system to another with the stroke of a key.



World Class Series. All systems have a consistent look and feel. Familiarity is faster, training is a breeze.

Business productivity tools give your executives a more focused view of information, without losing sight of the big picture.

Thanks to our highly trained personnel, systems can be implemented with minimal support from your MIS staff.



CIRCLE 164 ON READER CARD

After the INITIALIZE, the three accumulators would be set to zero and the two switches set to spaces. This statement is executed as if a series of MOVE statements had been written. The receiving item of each move is always an elementary item, even if data-item-1 refers to a group item.

The EVALUATE statement adds additional multicondition case processing. This statement saves confusing nested *ifs* and *elses*. Code then is easier to read and write. The format of EVALUATE is in Program 2.

The ALSO phrases and the WHEN OTHER phrase are optional. A few examples will help: Suppose you had the following in WORKING STORAGE:

```
01 PLAYER-INFORMATION.
   05 YEARS-PLAYED          PIC S9(4) COMP SYNC.
   05 STILL-PLAYING         PIC X.
```

The following EVALUATE could save a messy nested *if*:

```
EVALUATE YEARS-PLAYED ALSO STILL-PLAYING
  WHEN > 20 ALSO ANY
    PERFORM LONGTIME-PLAYER
  WHEN < 1 ALSO "Y"
    PERFORM FIRST-YEAR-PLAYER
  WHEN < 20 ALSO "N"
    PERFORM RETIRED-PLAYER
  WHEN ANY ALSO "Y"
    PERFORM ACTIVE-PLAYER
  WHEN OTHER
    PERFORM INVALID-PLAYER.
```

Another example would be as follows:

```
01 GRADE-INFORMATION.
   05 GRADE                 PIC 9(4)V9(2).
   05 ACADEMIC-LEVEL       PIC 9(4).

  EVALUATE GRADE > 3.5 ALSO ACADEMIC-LEVEL
    WHEN TRUE ALSO 1 THRU 4
      PERFORM HONORS-STUDENT
    WHEN TRUE ALSO NOT 1 THRU 4
      PERFORM SPECIAL-STUDENT
    WHEN FALSE AND 3
      PERFORM CHECK-ACADEMIC-LEVEL
    WHEN OTHER
      DISPLAY "INVALID STUDENT"
      PERFORM READ-STUDENT-MASTER
  END-EVALUATE.
```

Another thing COBOL85 makes possible is reference modification. That gives you the ability to reference data by byte position. By specifying the leftmost character position and the number of bytes you want to reference, you can reference any part of any data item whose usage is

Program 1.

```
Out-of-line PERFORM:

PERFORM ADD-TO-ACCUMS VARYING SUBSCRIPT FROM 1
  BY 1 UNTIL SUBSCRIPT > 50.

ADD-TO-ACCUMS.
  ADD INPUT-FIELD-1 TO WS-ACCUM1(SUBSCRIPT).
  ADD INPUT-FIELD-2 TO WS-ACCUM2(SUBSCRIPT).

In-line PERFORM:

PERFORM VARYING SUBSCRIPT FROM 1 BY 1 UNTIL
  SUBSCRIPT > 50
  ADD INPUT-FIELD-1 TO WS-ACCUM1(SUBSCRIPT)
  ADD INPUT-FIELD-2 TO WS-ACCUM2(SUBSCRIPT)
END-PERFORM.
```

display. The data item may be qualified or subscripted. As an example, suppose you had the following in WORKING-STORAGE:

```
01 WS-TABLE.
   05 TABLE-ELEMENT       PIC X(5)
      OCCURS 5 TIMES      VALUE "12345".
   01 WS-HOLD-FIELD       PIC X(3).
```

The following statements would have the following results:

MOVE "ABC" TO TABLE-ELEMENT(3)(2) — Changes the third element of the table TABLE-ELEMENT to "1ABC". Note that the 3 in the move represents the third element in the table and the 2 represents the leftmost character to be referenced. Because no length is specified, the length defaults to 3 (ABC).

MOVE "ABC" TO TABLE-ELEMENT(2)(4) — Changes the second element of the table to "123AB".

MOVE "ABC" TO TABLE-ELEMENT(1)(1:4) — Changes the first element in the table to "ABC 5". Note that the (1:4) indicates the leftmost byte position is position one and the reference extends for four positions.

MOVE TABLE-ELEMENT(5)(2:2) TO WS-HOLD-FIELD. — Changes WS-HOLD-FIELD TO "23".

The SET statement can now be used to set a conditional variable to a "true"

Program 2.

```
EVALUATE [ identifier-1 ] [ literal-1 ] [ expression-1 ]
  [ TRUE ] [ FALSE ]
  ALSO [ identifier-2 ] [ literal-2 ] [ expression-2 ]
  [ TRUE ] [ FALSE ]

WHEN [ ANY ] [ condition-1 ]
  [ TRUE ] [ FALSE ]
  NOT [ identifier-3 ] [ literal-3 ] [ arithmetic-exp-1 ]
  THROUGH [ identifier-4 ] [ literal-4 ] [ arithmetic-exp-2 ]
  THRU

ALSO [ ANY ] [ condition-2 ]
  [ TRUE ] [ FALSE ]
  NOT [ identifier-5 ] [ literal-5 ] [ arithmetic-exp-3 ]
  THROUGH [ identifier-6 ] [ literal-6 ] [ arithmetic-exp-4 ]
  THRU

Imperative-statement-1
WHEN OTHER
  Imperative-statement-2
END-EVALUATE.
```

condition. For example, if you had the following in WORKING-STORAGE:

```
01 PROGRAM-SWITCHES.
   05 ALL-RECORDS-PROCESSED PIC X.
   88 ALL-PROCESSED        VALUE "Y".
   88 NOT-ALL-PROCESSED    VALUE "N".
```

The following two statements are equivalent:

```
MOVE "Y" TO ALL-RECORDS-PROCESSED.
SET ALL-PROCESSED TO TRUE.
```

You can't set a variable to a "false" condition. The following isn't permitted:

```
SET ALL-PROCESSED TO FALSE.
```


You would have to set not-all-processed to true.

COBOL85 also allows use of the BY CONTENT phrase to pass specified parameters to and from called programs. If

A CLASS
*clause creates a
 user defined class
 and assigns values.*

BY CONTENT is specified or implied for a parameter, the called program cannot change the value of the parameter as referenced in the call statement's USING phrase. If the called program does change the value, the calling program never sees it. The default here is BY REFERENCE, not BY CONTENT.

A CLASS clause also has been added. This feature allows you to create a user defined class and assign certain values to it. The following example will help:

```
SPECIAL-NAMES.
  CLASS VALID-GRADE IS "A" "B" "C" "D" "F"
  WORKING-STORAGE.
  01 GRADE-LIST.
    05 CLASS-GRADES          PIC X
      OCCURS 5 TIMES.
  IF GRADE-LIST IS NOT VALID-GRADE THEN
    PERFORM ERROR-ROUTINE.
```

Finally, there are a few small things about COBOL85 that should be noted.

- The relational operator >= now can be used to express "is greater than or equal to."

- The relational operator can be used to express "is less than or equal to."

- The ENVIRONMENT DIVISION, PROCEDURE DIVISION and DATA DIVISION now are all optional.

- COBOL85 has a whole closet full of new reserved words, including DAY, DATE, REFERENCE, LENGTH, CD, ANY and DELETE. —James Richard is a programmer analyst for administrative computer services at James Madison University, Harrisonburg, VA.

Would you like to continue to see articles on this topic?
 Circle on reader card
 yes: 338 no: 337

Save up to 45% on over 60 products


**FREE
 CATALOG**

for the Portable Plus, HP110,
 Portable Vectra, and HP150

Catalog highlights:

- **The Norton Utilities** customized to the HP Portables and HP150.
- **Word Perfect**, best-selling word processor, customized to the Portable Plus and HP150.
- **The Portable Paper**, the information-packed, bimonthly newsletter that shows you how to unlock the full potential of your HP Portable.
- **Great buys on new and used HP equipment.**
- **Clear, thorough descriptions of every product.**
- **60-day money-back guarantee.**

For your free catalog, use coupon or reader card, or call:
Personalized Software
 P.O. Box 869
 Fairfield, Iowa 52556
 515/472-6330



Yes, please send me your free catalog, "Products That Make HP Portables (and the HP150 Touchscreen) Smarter."

Name _____
 Title _____
 Company _____
 Address _____
 City/State _____
 Zip _____ Phone _____

Send to: Personalized Software
 P.O. Box 869, Fairfield, IA 52556

HPPRO8801

CIRCLE 132 ON READER CARD

Thinking about Expert Systems? Maybe you should be.

For your free information kit on how you can use Expert Systems in scheduling, diagnostics, configuration and other application areas, contact us today.



Brant Technologies Inc.


2605 Skymark Avenue/Mississauga, Ontario/Canada L4W 4L5

Tel: (416) 238-9790 / Fax: (416) 238-1527

CIRCLE 236 ON READER CARD

Access Technology's Spreadsheet
For Multiuser Computers

20/20



When you load 20/20 on your HP 3000, don't expect Barbara Walters or Hugh Downs to pop up on your screen. What you will get is an integrated spreadsheet environment that has the ability to distribute spreadsheet applications throughout your computer system, without relying on networked PCs.


There's also a companion PC-based 20/20 that has the same command syntax as 20/20 for your 3000. This can add flexibility and power over standalone spreadsheets like Lotus 1-2-3.

As a matter of fact, most of the LOTUS

functions are available in 20/20. Even with the PC version, you can take a LOTUS worksheet file and translate it into 20/20 format. This helps if you need to convert external files into 20/20 syntax. Any non-supported function produces an error message that you easily can find and manually correct. Another difference is the row numbers — 20/20 starts at zero. Because the PC version is the same as the HP version, distributing applications is easier and confusion can be significantly reduced.

A feature I liked was the goal seeker

Del Lukens



function. This allows you to enter a formula in one cell, the desired result in another cell, and then wait for the program to alter a range of data cells in order to match the desired result. I entered a very simple three cell addition formula, $A1+A2+A3$. The cells contained 1, 2 and 3 respectively and the desired result of 8. 20/20 took only a few iterations and altered cell A1 to 3 in order to satisfy the goal.

Another nice feature is Timechart. Using this tool you set up a project model by task sequence and unit of time required to perform the task. Timechart then calculates three elements:

- Start: The earliest time each task can begin.
- End: The time of completion for each task.
- Slack: The amount of time that a particular task can be delayed without affecting the task which follows. If you can remember operations management this is called the "critical path."

This is basically a neat little PERT chart application built in to the 20/20 product.

20/20 supports graphing from your spreadsheet, but you need a graphics ter-

minimal to display graphs. The window option allows you to display up to four graphs at once. There are six different types of graphs available: Line, Pie, Bar, Comparison, Stacked and XY. You can display vertical bar graphs or horizontal bar graphs. The direction can be specified for Line, comparison and stacked graphs as well. A plot file can be generated if you have a plotter connected to your system, or you can plot online if you wish.

There are quite a few storage options available with 20/20. Two worthwhile features are STORAGE LINK and STORAGE JOURNAL ECHO. The former allows you to combine data from other worksheets while the latter stores keystrokes for later inclusion as a macro. The file may need editing before use, and you can use any text editor for this process.

Cursor Control Keys

I found the command set and key strokes required to navigate through the spreadsheet rather clumsy and awkward. You don't use the cursor control keys for anything. Rather, the function keys F5 through F8 are used to move the cell pointer. I suppose it isn't fair to compare a host-based spreadsheet to a PC-based product, but having worked with LOTUS extensively, it was very difficult for me to keep my hands off the arrow keys on my keyboard. The keys did move the cell pointer after pressing the enter key, which only added to my frustration because it didn't go where I expected it to. Moving the cell pointer off the screen causes the entire screen to be repainted. At 9600 BPS this isn't bad, but noticeable nonetheless. I can't imagine running this software remotely over a 1200 BPS modem.

The 20/20 command syntax is similar to LOTUS, using the slash key for the prefix followed by one letter keystrokes, or pointing to the keyword on the command line. One noticeable difference is in the use of functions. You don't need the @ character for any of the built-in functions. For example, to sum the cells in column C for rows 1 through 5, just enter "SUM(C1.C5)".

Installing 20/20 on the Series 37 took longer than it should have. Although the

documentation was quite clear, the installation procedures didn't perform exactly as written. For example, the installation job stream supplied on tape aborted because of some extraneous characters in

*20/20 can
make a
valuable contribution
to commercial
applications installed
on your 3000.*

several lines. When I fixed the offending line, another line had the same problem. Finally, not wanting to waste further time, I manually entered the MPE commands that altered the capabilities and access parameters of the account and group.

Then, when I tried to run the package, it required a larger code segment than our 3000 had configured. This made it necessary to reconfigure the max code segment size during a cold load from tape. I don't know why our machine was configured with only 12k, but after we expanded it to the maximum 16k, the program ran fine. This isn't documented anywhere, and added to our confusion.

I don't care to dwell on the negative side, but 20/20 takes a long time to load and run. On average, with a dedicated machine, it took two minutes from the time we issued the run statement until the screen was presented and paused for input. Allocating the program didn't help much, although it did speed up a little.

20/20 can make a valuable contribution to commercial applications installed on your 3000. If integrated spreadsheet distribution is your goal, then check out 20/20. There are trade offs of course, but the inconvenience of start up time and refresh rate could be offset by a corresponding increase in end-user satisfaction and effectiveness. The common interface between the PC version and the 3000 version makes 20/20 an attractive solution to distributed computing problems.

20/20 Integrated Spreadsheet Modeling Program

SYSTEM REQUIREMENTS: HP 3000 running MPE V, XL

PRICE: \$2,800-\$12,800

ACCESS TECHNOLOGY

HEADQUARTERS:

Access Technology Inc.
Two Natick Executive Park
Natick, MA 01760
(508) 655-1717

BRANCHES: Marlo Bucks, England; Dusseldorf, Germany; Paris, France; Zurich, Switzerland; Amsterdam, Holland; Sydney, Australia

FOUNDED: 1980

PRODUCT LINE: 20/20, 20/20 Database Connection, 20/20 Word Processing Connection

CIRCLE 296 ON READER CARD

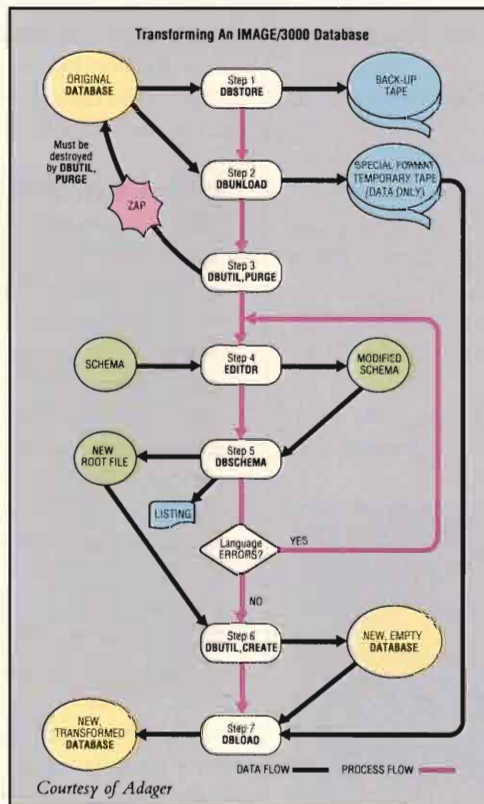
Adager

The Legendary Database Utility Is Still Going Strong

Adager, the ADAPTER/manager for IMAGE/3000 and TurboIMAGE/3000 databases, is the oldest and best known utility for performing maintenance and structural changes on IMAGE databases. (I will use "IMAGE" to mean both TurboIMAGE/3000 and its predecessor, IMAGE/3000. IMAGE/3000 and TurboIMAGE/3000 are trademarks of Hewlett-Packard for its database management system.)


A legendary product within the HP community, Adager was introduced in 1978 near the dawn of the HP 3000 era and always has had a mystique that's been the envy of HP software tool developers.

A major reason for the Adager aura is that in the earlier days of IMAGE there were only two approaches to IMAGE database transformations (capacity or structural changes) — buying Adager or using DBUNLOAD/DBLOAD and writing (perhaps in COBOL) your own data conversion programs. At that time, neither HP nor any other third-party vendor provided a tool that would allow you to easily and quickly manage and



reshape your databases without risking the introduction of serious errors to either the database structure or data values.

The approach Adager pioneered allowed the programmer/analyst or database administrator to modify the database capacities or structures online, without requiring unloading and reloading of data to and from tape (except as backup) or the



Joel Martin

WE'RE THE WINDOWS SPECIALISTS.



Session for Windows: The next generation in HP terminal emulation is here.

Four years ago, Tylabs pioneered the development of Session™ for Macintosh, an HP terminal emulator for the see-and-point desktop environment. Packing a sophisticated feature set into an intuitive, enjoyable and productive user interface, our Mac products have won acclaim from users and critics alike.

Building on the foundation of Microsoft® Windows for the PC, Vectra, and compatibles, we have been able to bring the power and ingenuity of our Mac-based emulators to Windows users as well. On both Mac and PC platforms, Session makes terminal emulation a full partner with today's desktop applications. For example, you can extract data from a database on your HP host and display it on your "terminal screen" (your Session window). Using the mouse or keyboard commands, you can copy the information into your PC or Mac-based spreadsheet, perform a few calculations, then paste

the results into a memo which you send out via HPDESK. You can even run multiple concurrent sessions on the host, leaving HPDESK or a lengthy compile running in one window, while you go on to other HP-based activities in another.

If this sounds like the solution you've been waiting for, don't wait any longer. Whether your organization has PCs, Macs, or both, you can standardize on Session for all your emulation needs. And because Windows is the stepping stone to HP NewWave and OS/2 Presentation Manager, Session protects your investment in software and training as you move to these powerful new environments.



CIRCLE 165 ON READER CARD

Tylabs Corporation
811 Borton Spgs, Austin, TX 78704 USA
(512) 478-0611
Fax (512) 479-0735

Tylabs-APPIC
Epinay sur Orge, France
84-54-87-37
Fax 69-34-03-23

Megatec Pty., Ltd.
Mitcham, Victoria, Australia
(03) 874-3633
Fax (03) 873-5667

Procesaseg S.A.
Caracas, Venezuela
(582) 781-08-80
Fax (582) 781-26-10

Quant Systems
Hoofddorp, The Netherlands
2503-40334
Fax 2503-39700

Tylabs (UK) Ltd.
196 Whitlington Rd, London N22 4YL UK
01-881-6644
Fax 01-888-4087


Wick Hill Associates
Egham, Surrey, UK
0784-438441
Fax 0784-433316

Infosistemas Financieros
Mexico, D.F.
254-3274
Fax 254-7140

Mandata
Krefeld, West Germany
02151-590014
Fax 02151-590073

Singapore Computer Systems
Singapore
775-2477
Fax 778-2747

Business Session is a trademark of Tylabs Corporation. Microsoft is registered trademark of Microsoft Corp.
Business Session for Windows was developed jointly by HPS Software Developments Ltd. and Tylabs Corporation.



With JetConnect PC,[™] you won't have to surrender a square inch of desk space in order to give four users simultaneous access to your HP laser printer. That's because JetConnect just slips into the I/O slot on the back of your HP LaserJet[®]



Series II. It takes up no desk space, and needs no separate power outlet or special cables. Call us at 1-800-523-2696, and get all the benefits of networking with none of the clutter.

The following are trademarks of their respective companies: Hewlett-Packard Laser Jet Series II of Hewlett-Packard; QMS, Jet Connect PC and Laser Connection of QMS, Inc.

LASER CONNECTION[®]
A QMS Company

Share Your LaserJet. Not Your Desk Space.

CIRCLE 125 ON READER CARD

FAX 3000

The powerful new software that sends faxes directly from your HP3000

Use it to send:

- Letters
- Invoices
- Purchase Orders
- Special Forms
- and Much More!

STR SOFTWARE COMPANY

3601 SWEETHORN COURT

Call: (703) 689-2525

FAIRFAX, VA 22033

Fax: (703) 689-4632

writing of specialized, one-time application programs to convert from the old data structure to the new. Adager also performed its magic without requiring any information about the database except information already stored in the database root file. This eliminates the risk of introducing errors caused by any discrepancies between the database schema text file and the database in use. In addition, Adager was (and is) fast: Only those structures that need to be changed are transformed and many changes can be performed nearly instantaneously.

Extolling Adager

So with this celebrated history and after so many years of service to the HP 3000 user community (not to mention the strategic importance of Adager to HP) you might expect this review to add to the luster of the Adager reputation. In some ways I think I will, but Adager has proven not immune from a risk that all legends face: Their celebrated accomplishments have become larger than life and their shortcomings all but ignored.

Product Contents

The Adager product includes a small 1600 bpi reel-to-reel magnetic tape (tape cartridges also are available) and a packet of information, mostly of the marketing variety. Adager doesn't have a user or reference manual. More correctly, Adager's "Reference Manual" is a single page that describes the installation and use of the product. All product files reside in the REGO account (Adager was developed by Mr. Alfredo Rego), with the exception of a jobstream for loading the account. The DOC group of the REGO account has 23 text files. These include information on installing Adager, license and maintenance agreements, product features, hints for Adager usage, a history of changes to Adager, product description information, a description of the five contributed utility programs, etc. The total amount of information in all text files is about 40 pages. However, only a couple of those pages have information about using the Adager product.

Adager has been compatible with

MPE/XL since August 1987 — even before the first 900 Series CPUs were officially shipped to customers. There is and has always been only one Adager product tape, whether the target CPU is an ancient Series III running preTurbo IMAGE under MPE IV, or a new Series 955 running TurboIMAGE under MPE/XL. This is an impressive programming accomplishment but primarily benefits Adager the vendor (they don't need to support or stock different tapes for the different versions of IMAGE or MPE) and is partly because of MPE's reputation for forward compatibility.

Two Models Available

There are two versions of Adager available. To simplify your understanding of Adager, you can view all of Adager's functions as belonging to one or more of four categories: management of your databases, optimization, auditing and transformation.

Model 1 has about 20 functions and is sold for day-to-day (really month-to-month) management, optimization and auditing of your databases. Model 2 has about 34 functions (the 20 of Model 1 plus 14 unique functions) and adds to Model 1 the ability to perform major database transformations such as adding, changing or deleting data items and datasets. (In my definition, Model 1 has all the optimizing, managing and auditing functions but doesn't have Model 2's transformation functions).

■ **Management Functions (Models 1 & 2):** Functions that I might categorize for managing your databases allow you to change a database's name, copy a database and change dataset capacities within a database.

■ **Optimization Functions (Models 1 & 2):** Optimization functions include the ability to locate datasets on specific disc drives when the dataset is created or modified. A function to repack detail datasets to speed serial searches is provided, as is a function to change the primary path of a detail set to improve the speed of keyed searches. Master and detail datasets can have their blocking factor changed to improve disc I/O and sort paths can be added or de-

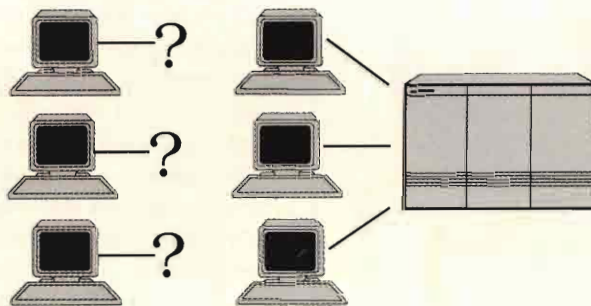
leted. Adager reminds you to set master dataset capacities to prime numbers (and goes so far as to suggest the primes closest to your choice of capacity) to further improve master set retrieval performance. Choosing a prime number as a master set capacity may improve the distribution of entries in the dataset thereby improving performance.

■ **Auditing Functions (Models 1 & 2):**

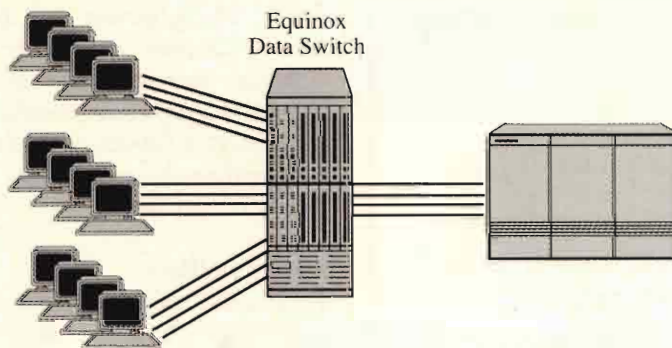
Adager can quickly "decompile" a database into a schema file, check that automatic master set entries have associated detail set entries, repair broken chains, describe and redefine database security at any level (database, dataset or data item) and describe selected database elements online or offline.

■ **Transformation Functions (Model 2 only):** Adager can perform all of the fol-

Short on Ports?



Get it together with Equinox



A low-cost Equinox data switch lets many part-time users share expensive CPU ports on demand. Share modems, solve multi-host access problems and network PCs too. All for a lot less than a LAN.

Call 1-800-328-2729

EQUINOX

Equinox Systems Inc, 14260 SW 119 Ave, Miami FL 33186, 305-255-3500

*top-rated by
datapro*

BUY • SELL • MAINTENANCE

HP1000

HP3000

HP9000

HP Compatibles

World Class Service



World Class Savings

- SYSTEMS
- DISC DRIVES
- TERMINALS
- MEMORY
- I/O EXPANSION
- PRINTERS
- PLOTTERS

LARGE INVENTORY
GUARANTEED MAINTENANCE
BEST PRICES

COMPUTECH
SYSTEMS CORPORATION

2721 152nd Ave. N.E.
Redmond, WA 98052

(206) 883-4107
1-800-882-0201(US)

FAX: (206) 881-2482

lowing: add, delete or change fields within datasets; add, delete or change data items globally; add or delete paths between master datasets and detail datasets; add or delete datasets; add or delete sorted paths; change dataset characteristics and erase datasets.

Feature Summary

Adager's feature set is excellent. In short, Adager can change an IMAGE or Turbo-IMAGE database in nearly any way imaginable. Adager even performs illegal changes to database structure if requested, though not without warning you that the change is illegal and might have dire consequences. ("Illegal" changes can be helpful for testing and may sometimes be necessary as an intermediate step in a series of changes.) Adager changes don't require an up-to-date schema file (though Adager will build one for you if desired!) and the risk of unintended (and possibly destructive) side effects greatly is reduced or eliminated when contrasted with doing a DBUNLOAD/DBLOAD and/or writing custom programs.

Installation & Set-Up

Installation and set-up are very easy. Installing Adager for the first time is as straight forward as installing most utility software available for the HP 3000. You restore a jobstream to the PUB.SYS group and submit it to MPE after inserting passwords. The jobstream then builds the account structure and restores the files from tape after you answer the console prompt. Updating an existing copy of Adager is even simpler—just restore all of the files from the tape. (Adager keeps no history or data files.)

Test Results

I performed my tests of the Adager trial tape (Model 2, Release 8808A) on our Micro 3000 XE. As suggested in the "Reference Manual," I logged on as the account manager (in one of our test accounts) and used Adager to create a test copy of one of our test databases. True to its claim, using Adager is very simple and creating the copy of this small database (11 datasets, 15,000 sectors) took well under a

Adager

SYSTEM REQUIREMENTS: MPE IV, MPE V, MPE XL; Series II through 955

PRICE: Model 1: \$1,500 for first CPU and \$150/year maintenance. Model 2: \$6,500 for first CPU and \$1,000/year maintenance. Additional copies are 80 percent off both the license fee and maintenance. (Price is not CPU dependent.)

ADAGER

HEADQUARTERS:

P.O. Box 2358
Sun Valley, ID 83353
(208) 726-9100

FOUNDED: 1978

PRODUCT LINE: ADAGER

CIRCLE 298 ON READER CARD

minute. In all of the following tests, I was logged on as the database creator in the same group and account as my test database (an Adager requirement for most functions). I used HP's QUERY program to confirm the results of my changes.

Adager is very easy to run. (Note: I have used Adager for about 10 years so some ease of use may be a result of my familiarity.) There's a single program, ADAGER.PUB.REGO, that's executed with the MPE RUN command. At the program start-up there are a few lines of introduction that include the phone number for support and the product release number.

The large majority of functions were easy to use and performed tasks quickly and without incident. Renaming a database took only a few seconds (though I couldn't rename a database into a different group, which is easily done with Vesoft's MPEX product). Also, copying a database was a snap, and changing the capacity of detail and master datasets went off without a hitch.

I also was able to add, change and delete fields, data items and datasets almost casually. If I tried to perform an illegal function, for example, adding another field to an automatic master set, I would receive a gentle warning and be returned to the preceding prompt.

The prompts for datasets or data items will accept either the set or item name, an abbreviation for the name, or the set or item number. If you enter an abbreviation that isn't unique, such as EMP when both EMPLOYEE# and EMP-NAME exist, Adager will display the names that match and reprompt you to choose one of the matches. The ability to create a batch job file to process your Adager changes is well implemented, though I couldn't submit the resulting job file using Vesoft's STREAMX program from a Macintosh running a terminal emulator. (Submitting the job to MPE through SPOOK and Edit/3000 worked without a problem. I believe the problem is an idiosyncrasy of STREAMX and/or the terminal emulator, not of Adager.)

Adager can perform several requests in a single pass through your database to reduce both the time necessary to describe the changes and the time (and computer overhead) necessary to perform the changes. Commands that generate lengthy listings are easily (if imperfectly) interrupted using CTRL Y. When interrupting the on-line help for command names I wasn't returned to the previous prompt. Instead, the database was closed and I was bounced back to the database name prompt—a minor inconvenience.

I would expect the new Adager user familiar with IMAGE and its constraints to have little trouble using Adager's functions. When contrasted with the historical alternative (DBUNLOAD, etc.) you will wonder how you ever got along without this product.

Sometimes Ornery

So what's to complain about? Well, for a product that's over 10 years old, Adager can be surprisingly rough around the edges, and sometimes downright ornery.

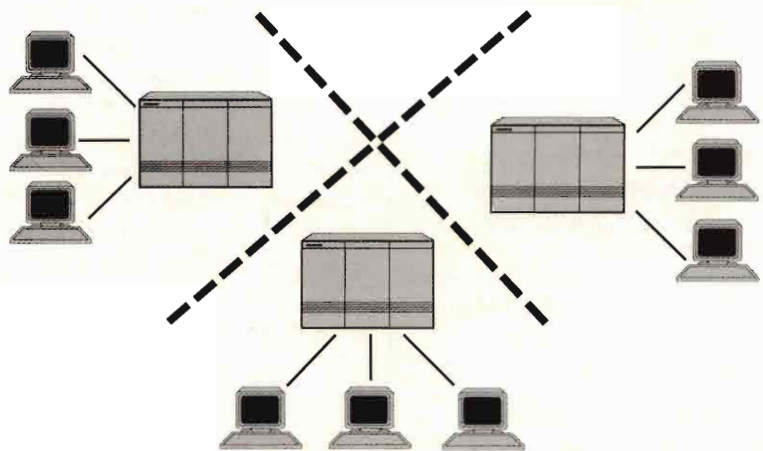
In attempting to change the capacity of several datasets in a single pass, I mistakenly requested that an expanded set be built on logical device number three when I had intended to request a change in the capacity of dataset number three. Though I immediately realized my error (and Adager's error — our Micro XE doesn't have a logical device number three), I

couldn't find a way to "back-up" to the preceding prompt. Perhaps I could have aborted the program and started again (now where is that Adager manual?), but I thought I would take the easy way out — work my way down to the final "Apply Changes?" prompt and exit.

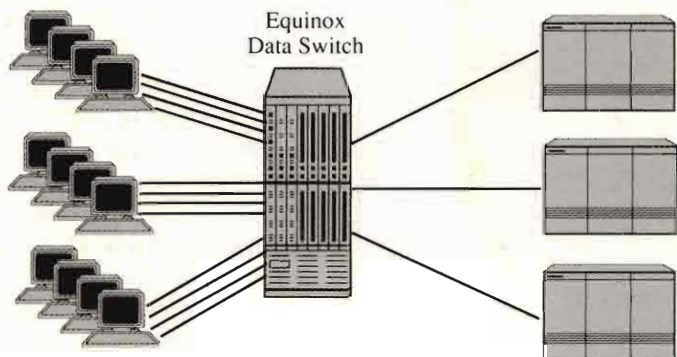
When I got to "Apply Changes?" I was unpleasantly surprised to find that responses of "?", "HELP", "H" and what have you, fell on deaf ears. (Where did it

say "Simply enter a question mark whenever you need help?") A default response of a carriage return would clearly apply the change, so I thought I would do the intuitive thing and respond with "EXIT". (After all, Adager is so simple to use that "You don't need training..." and no manual is provided. More on that later.) I was then very surprised to find that Adager interpreted a response of "EXIT" to mean the same as a carriage return and started to

Can't get there from here?



Get it together with Equinox



Eliminate access restrictions with a low-cost Equinox data switch. It lets users connect to their choice of host computers from their terminal or PC keyboard. Share computer ports, modems, printers and network PCs too.

Call 1-800-328-2729

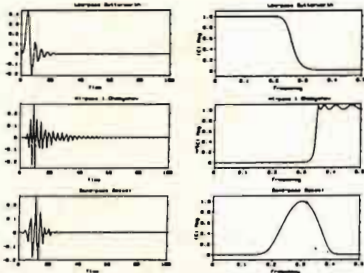
EQUINOX

top-rated by
datapro

Equinox Systems Inc, 14260 SW 119 Ave, Miami FL 33186, 305-255-3500

SIG*

A GENERAL-PURPOSE SIGNAL
PROCESSING PROGRAM




- Menu mode for occasional users and command mode for experienced users
 - On-line HELP package
 - Signal processing operations include:
 - Filtering
 - Linear Systems
 - Fourier Transforms
 - Spectral Estimation
 - Parameter Estimation
 - Deconvolution
 - Adaptive Processing
 - Graphical operations include:
 - Plotting
 - Cursor Zoom
 - Families of Curves
 - Multiple Viewport Plots
 - Many Graphics Devices
 - Fortran sources included
 - Available on:
 - HP*9000 MODELS 300/500/800
 - SUN* 3 Series OS3.X, OS4.0
 - VAX* (VMS/ULTRIX/UNIX)
- *registered trademarks

Techni Soft • P.O. Box 2525 • Livermore, CA 94550 • (415) 443-7213

CIRCLE 262 ON READER CARD

This publication is
available in
microform from UMI.



Please send me information about the titles I've listed below:

Name _____
Title _____
Company/Institution _____
Address _____
City/State/Zip _____
Phone (_____) _____

U·M·I

A Bell & Howell Company
300 North Zeeb Road, Ann Arbor, MI 48106 USA
800-521-0600 toll-free
313-761-4700 collect from Alaska and Michigan
800-343-5299 toll-free from Canada

FROM THE LAB

apply the changes.

When it came time to expand my dataset onto nonexistent logical device number three, Adager returned a cryptic file system error message and left me with a corrupted database. The sequence of problems I encountered (no trapping of the input error, no ability to return to the previous prompt, insufficient help at the "Apply Changes?" prompt, misinterpretation of "EXIT" and failure to trap the input error when starting the database transformation) meant that I would have to review this legendary product more carefully than its reputation suggests.

As I continued my testing, other problems surfaced. The "DBCREATE" function gave the message "BaseCreate, pending." What does that mean? (Again, there is no manual. Have I noted that enough times already?) I could only presume that the function isn't implemented or is now known by a different name even though DBCREATE is clearly listed as a function in the text file SUMMARY.DOC.REGO. When I tried "CREATE DATABASE" I got the same error message. When I tried "DETPACK" to repack a detail dataset the function aborted with another cryptic error message (though it left the database undamaged). When I tried to erase a database with "ERASE DATABASE" I received the error "BaseErase (Cremate), pending." Trying to move a dataset to my nonexistent logical device number three ruined the database in the same manner as my previously described capacity change problem.

When you answer the dataset name prompt with a question mark, Adager generates a table of qualifying datasets — very nice! But a question mark response, when being prompted for a data item or field name, doesn't generate a table of qualifying data items or fields as one might expect. If you are an Adager neophyte and ask for help on capacity management you get all of three lines of information. Included in the three lines is "Master datasets... may take longer (than detail datasets)." On our Series 70 we have master datasets that take over 16 hours for a capacity expansion — somehow "may take longer" doesn't suggest that you

should reserve a good part of your weekend if your database is sufficiently large.

This is by no means a criticism of Adager's speed, but of its help facility and documentation. A DBUNLOAD and DBLOAD of our production database might easily take 100 hours if we were ever foolhardy enough to attempt it. But wouldn't it be nice to have some means of estimating the time a change will require before performing the change for the first time?

And why doesn't Adager check how much disc space my expanded dataset will require before it starts the expansion? If you can't make sufficient space available — and to its credit Adager goes to great lengths to assist you with reclaiming space — then you eventually get to the prompt "Do you want to quit, ruining your database?" A question mark in response to the prompt returns only "Please answer Yes or No." If you have no more space to reclaim, you're stuck. Wouldn't it be simpler to check that the space is available before starting the transformation?

As noted earlier, Adager doesn't allow you to rename a database to a group other than the logon group, even if you're the account manager. I don't know why this feature shouldn't be available. I double checked my security matrix and could find no reason at the MPE level to prevent my attempted rename.

Documentation

Adager's "reference manual" is only a single page. It describes installation of the product and the running of the Adager program. It notes that you don't need training to use Adager and lists Adager's address for support and updates. If you have some experience with IMAGE database changes and you don't encounter any problems, then you won't need a manual (or training) to use Adager, as claimed by the marketing literature.

But could Adager use a manual? Definitely. A manual could go far beyond the on-line help facility's brief descriptions and suggestions and could help Adager users better exploit the full power of the program. Any online help facility, even a good one such as Adager's, is limited in

the type of assistance it can provide because on-line help is by its very nature context sensitive. No online help facility can do justice to broad topics that aren't related to specific functions. A further handicap is that the text of the online help isn't available for printing to the line printer, which can make developing a plan of attack prior to the transformation a bit more difficult.

Overall, the help facility is very good, but the quality of help on individual functions ranges from outstanding (even awesome) to insufficient.

Errors And Error Handling

As the problems I noted earlier show, the overall error handling within Adager can leave something to be desired. (Of course if you heed the repeated Adager warning to back-up your database before attempting a transformation you won't have any problem recovering from an error.) As also demonstrated by my problem with logical device number three, Adager doesn't always check to make sure that your database transformation request is legal before starting the transformation. Overall, I would have to rate error handling as *only* fair.

Technical Support & Policies

Adager's support consistently rates high marks from users. The Adager staff knows IMAGE inside and out and knows its product even better. The Adager office is staffed from about 7 a.m. to 6 p.m. (Mountain time). After hours you can leave a message and your call will be returned when the messages are checked. Messages are checked from time to time during off-hours.) A call I placed during regular business hours was answered within two rings by a staffer who also was able to answer all of my pricing and product questions. In short, my calls was handled knowledgeably, professionally and courteously. Adager's high reputation for technical support is well-deserved. Their support rates a value of excellent.

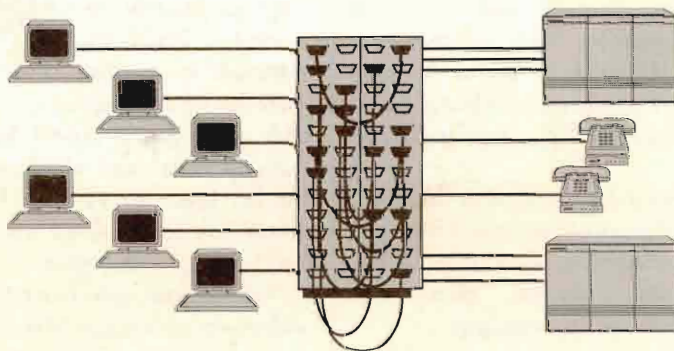
Adager broke new ground for a third-party product when in 1984 Hewlett-Packard offered supplemental direct sup-

port for Adager through the HP Response Centers. To my knowledge, Adager is still the only third-party product to have been bestowed that honor. Response Center support for Adager is free if you have HP's utilities coverage, which is only \$40 per month. (Update tapes and product enhancements aren't handled by HP but

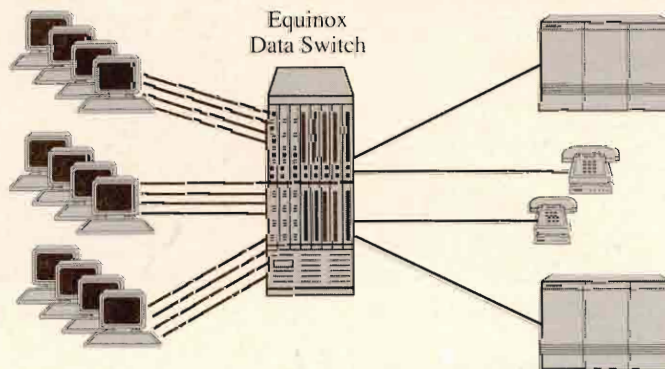
are handled by Adager directly.)

Adager always has been a good value, especially on the larger CPUs, and remains one still. It can perform nearly any type of structural change to your IMAGE or TurboIMAGE database. It works largely as advertised and the Adager reputation for support is well deserved.

All patched up?



Get it together with Equinox



Prevent patch-panel panic. A low-cost Equinox data switch lets you easily control, monitor and diagnose your network from a terminal or PC. Switch to backup configurations, share CPU ports, network PCs and provide user initiated connections to hosts and peripherals.

Call 1-800-328-2729

EQUINOX

Equinox Systems Inc, 14260 SW 119 Ave, Miami FL 33186, 305-255-3500

top-rated by
datapro



RDBMS

Fabian Pascal

Basic Table Operations

Previously, I provided a conceptual description of the mathematical operations applicable to whole tables, if they obey the relational discipline: no duplicate rows, no intrinsic ordering and no multivalued cells. The generic format of table operations is shown in Figure 1. (Refer to RDBMS columns in the February and March issues of HP Professional, for background information.)

I also referred to the need for "nesting" these operations in an unlimited way, and to access intermediate result tables, which I called "table arithmetic." Here I will provide some specific examples.

The examples will be drawn, as usual, from the software project management database in Figure 2.

Keep in mind that there is no specific data language used in the examples. This is intentional, to demonstrate that the relational table operations are *general*: Various syntactic or visual ways of expressing them can be chosen by vendors. A particular syntax will be presented when the SQL data language is discussed.

The first basic operation is RESTRICT, which acts on a single table and restricts

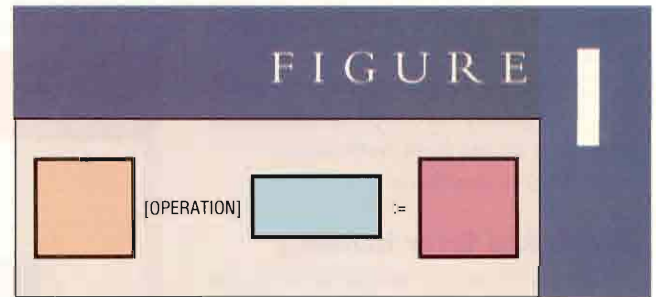
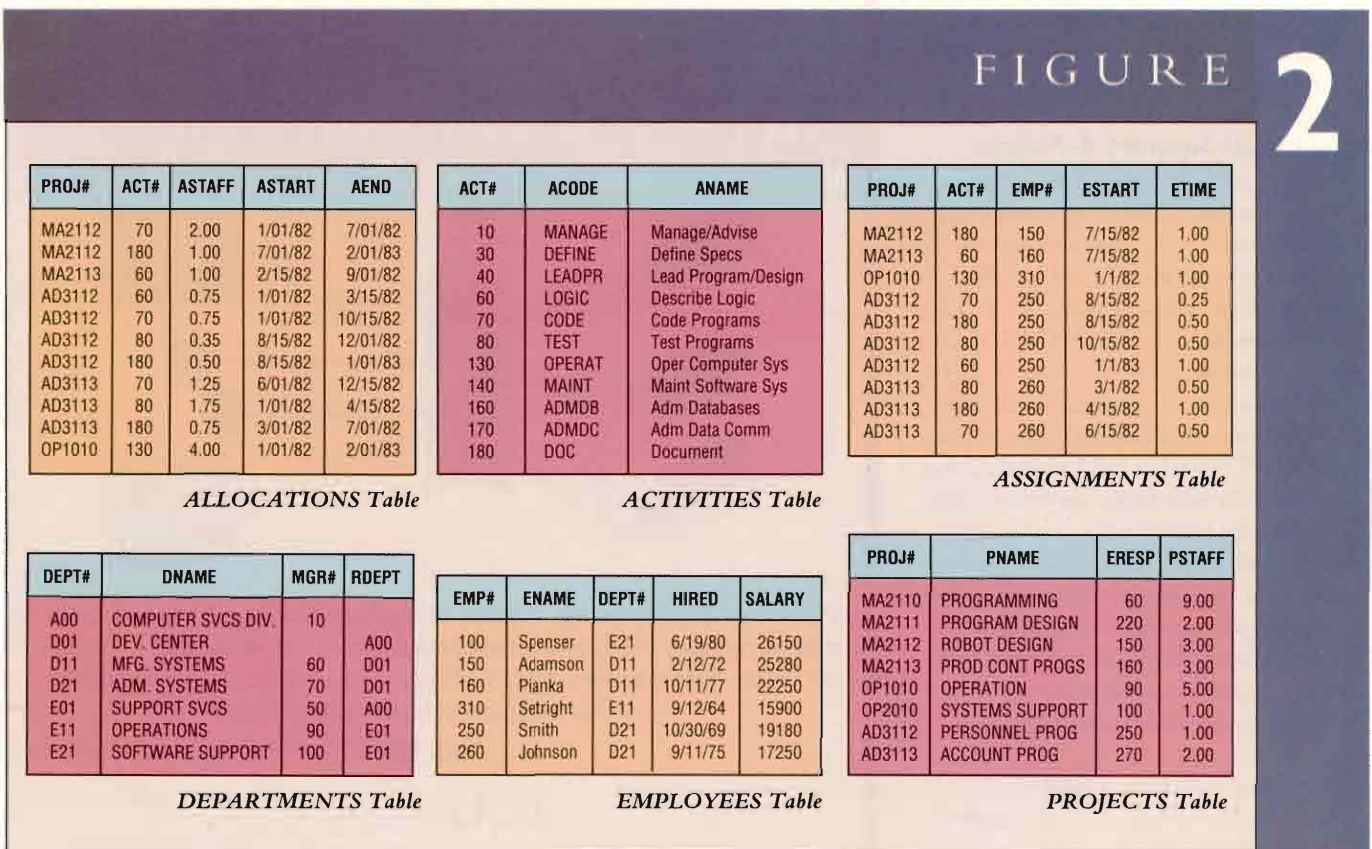


Table Arithmetic

the result to specific rows (Figure 3A).

This operation is applied, for example, to the DEPARTMENTS table to answer the query:

Find All Information On The 'E' Departments



When you think of memory, think of



MEGAMEMORIES™

Pile up your savings!

Nobody stacks up to HP when it comes to computers, and nobody stacks up to MARTINSOUND when it comes to memory for HP.

Buy your HP with the minimum memory complement, and buy your memory cards from us. Whether it's your first HP, your one-hundredth, or a system up-grade, the best buy in computers is HP and the best and most affordable memory is from MARTINSOUND. No one has more memory products and nobody can beat our prices.

SERIES 9000 (216, 217, 220, 226, 236, 237, 310 and 320)

- MS-310 1 Mb — The affordable alternative to the HP 1Mb board.
- MS-320 2 Mb — Twice the memory for less than the cost of a HP 1 Mb board!
- MS-340 4 Mb — The industry's best Mb-per-dollar value.
- MS-380 8 Mb — The ultimate slot-saver!

Model 350/370


- MS-3700-8 8 Mb — 98258C MEMORY UP-GRADE

LANGUAGE CO-PROCESSOR (VIPER) PRODUCTS

- MS-83205-1 — 1 Mb stuffed
- MS-83205-2 — 2 Mb stuffed
- MS-83205-3 — 3 Mb stuffed
- MS-83205-5 — 5 Mb stuffed
- MS-83205-7 — 7 Mb stuffed
- MS-83203 — RAM expander kit, ½ Mb memory chips
- MS-TCSI — 1.0 Serial Card

HP 330, 340 and 360 Memory Boards

- MS-360-4
 - MS-360-8
 - MS-360-12
 - MS-344-4
 - MS-332-1
 - MS-332-4
- Configure your HP360 with 8, 12 or 16 Mb of RAM memory!
 "Daughter" Cards configure your HP340 with 8, 12 or 16 Mb!
 1 and 4 Mb cards for your HP332.



QUALITY YOU CAN TRUST!

Each board is inspected, and dynamically tested during burn-in (200 hours). MARTINSOUND backs what it builds with a full two-year warranty, 90-day money-back guarantee, and 24-hour service, if ever needed.


See your **MARTINSOUND TECHNOLOGIES** dealer, or —
CALL US TODAY (818) 281-3555

"American Built Quality and Service Since 1971"



FIGURE 3

[RESTRICT]



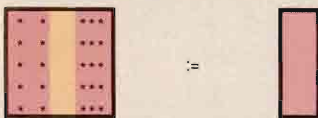
3a: RESTRICT restricts the result to specific rows

DEPT#	DNAME	MGR#	RDEPT
E01	SUPPORT SVCS	50	A00
E11	OPERATIONS	90	E01
E21	SOFTWARE SUPPORT	100	E01

3b: A RESTRICT Example

FIGURE 4

[PROJECT]



4a: PROJECT restricts results in columns

ENAME	HIRED	SALARY
Spenser	6/19/80	26150
Adamson	2/12/72	25280
Pianka	10/11/77	22250
Setright	9/12/64	15900
Smith	10/30/69	19180
Johnson	9/11/75	17250

4b: A PROJECT Example

Figure 3B shows the result.

The PROJECT operation, which does the same thing but with columns rather than rows, is illustrated in Figure 4A.

It's applied, for example, to the EMPLOYEES table to answer the query:

Find Name, Hiring Date And Salary Of All Employees

with the result displayed in Figure 4B.

The result is the projection of the EMPLOYEES table on the ENAME, HIRED and SALARY columns.

The third operation, PRODUCT (Figure

FIGURE 5

xx
yy

[PRODUCT]



5a: PRODUCT combines the columns of both tables

PNAME	PSTAFF
PROGRAMMING	9.00
OPERATION	5.00

5b: BIG_PROJECTS - Restrict/Project on PROJECTS

ANAME
Adm Databases
Adm Data Comm

ADM_ACTIVITIES - Restrict/Project on ACTIVITIES

PNAME	PSTAFF	ANAME
PROGRAMMING	9.00	Adm Databases
PROGRAMMING	9.00	Adm Databases
OPERATION	5.00	Adm Data Comm
OPERATION	5.00	Adm Data Comm

5c: BIG_PROJECTS Product ADM_ACTIVITIES

5A), concatenates every row of one table to each row of another, yielding a result that combines the columns of both

nested.

Now, PRODUCT is applied to these two reduced tables to answer the query:

Find Administrative Activities If All Were Allocated To Big Projects

to get the result in Figure 5C.

If the query and its result don't make much sense, it's because the PRODUCT operation is seldom used alone. It's needed for combination with other operations such as RESTRICT and PROJECT, in order to obtain yet other critical operations such as JOINS, as we shall see.

The fourth basic operation is UNION. It unifies rows with the same number of columns (which must be of the same data type) from two tables into one table (Figure 6A).

Suppose the EMPLOYEES table was split in two: one for employees in San

tables, and has as many rows as the product of the number of rows in each.

But if we applied it, for example, to the whole PROJECTS and ACTIVITIES tables, we would get a result with 3+4=7 rows and 11x8=88 rows. To limit the result to a smaller table, we will operate on smaller tables.

First restrict the PROJECTS table to rows that have staffs equal to or greater than 5.00 (2 rows) and limit it to just two columns, PNAME and PSTAFF. Similarly, restrict ACTIVITIES to administrative activities (2 rows), and a projection of just one column, ANAME. The resulting BIG_PROJECTS and ADM_ACTIVITIES tables, shown in Figure 5B, demonstrate how the two table operations can be

SAYS WHO?

MAYBE SOMEBODY'S TRIED TO TELL YOU THAT BACKING UP DATA DURING NORMAL SYSTEM USAGE CAN NEVER WORK.



SAYS THEM.

THAT MIGHT COME AS A SURPRISE TO THE HUNDREDS OF COMPANIES WORLDWIDE WHICH ARE USING AND LOVING ONLINE-BACKUP/3000 FROM ORBiT SOFTWARE.

"ONLINE-BACKUP/3000 saves us 44 hours a month in system productivity," says Darwin Hatch, Computer Operations Supervisor at Union Camp Corporation.

"I used to spend a lot of my own time handling backup with BackPack™. Now we have a staff person who can take care of the whole thing — ONLINE-BACKUP/3000 is a great time-saver for me," says Kay Shair-Ali, MIS Operations Supervisor of Marine Terminals Corporation.

And now, just released — ONLINE-BACKUP/3000 version 2.12! The newest version of ONLINE features zero down-time backup for IMAGE files plus true disk-to-disk backup for faster restores plus a variety of other new features.

Find out for yourself. Call to give us the "thumbs up" to send your free, no-risk demonstration package of ONLINE-BACKUP/3000.

online BACKUP³⁰⁰⁰

ORBiT

Software Support Throughout
the HP Community

CIRCLE 130 ON READER CARD

BackPack™ is a product of Tymfabs Corporation

ORBiT Software (USA) Inc., 319 Diablo Rd., Suite 218, Danville, CA 94526
(800) 6-ONLINE or (415) 837-4143, FAX (415) 837-5752

ORBiT Software
GmbH (Berlin)


ORBiT Software
(UK) Ltd

ORBiT Logiciels
(France) Sarl

ORBiT Utilities
(Benelux) N.V.

ORBiT Software
(Scandinavia) AB

FIGURE 6



6a: UNION unifies rows with same number of columns

EMP#	ENAME	DEPT#	HIRED	SALARY
100	Spenser	E21	6/19/80	26150
150	Adamson	D11	2/12/72	25280
160	Pianka	D11	10/11/77	22250

6b: SF_EMPL Table

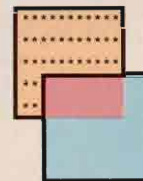
EMP#	ENAME	DEPT#	HIRED	SALARY
310	Setright	E11	9/12/64	15900
250	Smith	D21	10/30/69	19180
260	Johnson	D21	9/11/75	17250

DC_EMPL Table

EMP#	ENAME	DEPT#	HIRED	SALARY
100	Spenser	E21	6/19/80	26150
150	Adamson	D11	2/12/72	25280
160	Pianka	D11	10/11/77	22250
310	Setright	E11	9/12/64	15900
250	Smith	D21	10/30/69	19180
260	Johnson	D21	9/11/75	17250

An UNION Example

FIGURE 7



7a: DIFFERENCE subtracts from one table the part that doesn't exist in the other.

DEPT#	DNAME	MGR#	RDEPT
A00	COMPUTER SVCS DIV.	10	
D01	DEV. CENTER		A00
E01	SUPPORT SVCS	50	A00

7b: A DIFFERENCE Example

Francisco and one for D.C. employees, as shown in Figure 6B. It's possible to combine the rows from both tables into one. For example, if we want to produce a unified personnel report, use UNION, Figure 6B shows what we would get if, for example, we wanted an answer to the query:

Find Employee Data On All Employees (in both San Francisco and Washington D.C.).

In fact, we get the original EMPLOYEES table (as in Figure 2) as a result. This demonstrates the flexibility and simplicity of reorganizing the data in a relational database. Such flexibility is needed because the business environment changes frequently. For example, the project could start in one city but expand to another,

easily limited the union result to specific rows (i.e., restrict), columns (i.e., project) or both.

Figure 7A shows the last basic operation, DIFFERENCE. It subtracts from one table rows that don't occur in another table (i.e., it takes from it only the rows not common to both tables), hence its name.

For example, suppose we wanted an answer to the query:

Find All Information About Departments With No Employees

By "subtracting" from the DEPARTMENTS table the rows in the EMPLOYEES table that have DEPT# assignments, we would get the result in Figure 7B.

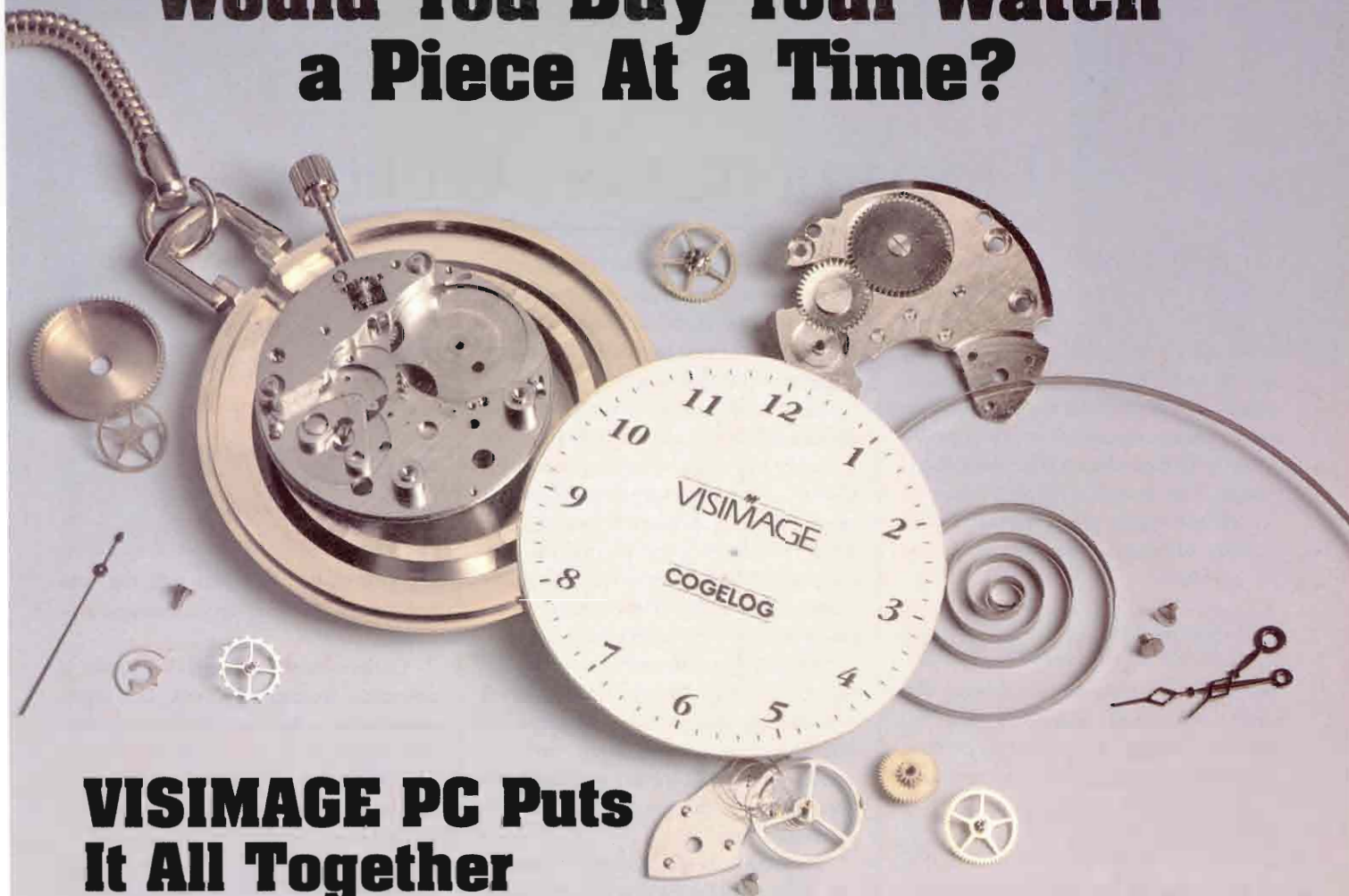
If you look carefully at the EMPLOYEES table, you'll see that employees are assigned only to the departments E21, D11, E11 and E21. The rows identified by these DEPT#s were, therefore, "subtracted"

from the DEPARTMENTS table in the DIFFERENCE operation, leaving in the result only the rows representing departments without employees. Again, the result could have been limited further with RESTRICT and PROJECT.

These, together with ASSIGNMENT, (which assigns results of query to a table) are the basic table operations. Several points should be made. First, note that there's no reference in the operations to any internal computer mechanisms. That is, they are purely logical. Second, the operations are on one or two whole tables (i.e., they are "set level"), and don't require any record by record looping, as in traditional procedural approaches. Third, each of the operations is used to answer real questions that users need to pose to the database. Thus, the fact that they have a theoretical basis doesn't mean, as some would make you believe, that they don't have practical value. In fact, if they aren't properly supported by the DBMS, you would have to resort to writing programs to generate the answers.—Fabian Pascal is president of micro-paSQL, a Washington DC consulting firm specializing in PC relational database management and SQL, and is affiliated with Codd & Date Int'l.

Would you like to continue to see articles on this topic?
Circle on reader card
yes 342 no 341

Would You Buy Your Watch a Piece At a Time?



VISIMAGE PC Puts It All Together



Report Writing

Simple and detailed reports are easy to create. The unique painting facility allows users to draw the report layout directly on the screen. VISIMAGE PC provides all the functions of a powerful report writer, simply designed for the end user.



PC/HP3000 Access

VISIMAGE PC includes a new communication package designed by Walker Richer and Quinn that allows you to access HP3000 data using any PC network. Users have access to IMAGE databases, KSAM, MPE and SD files. VISIMAGE comes complete with interfaces to OMNIDEX, DICTIONARY/3000 and POWERHOUSE dictionary. Sophisticated features allow the DP department to retain total control over security, confidentiality and system resource usage.



On-line Tutorial

VISIMAGE PC's ease of use is enhanced by a tutorial mode for novice users. Pop-up windows guide the users through each step. Very quickly you will become an expert at reporting and downloading data.



Downloading

Your HP3000 data can be automatically downloaded to the PC. All the major PC formats are supported, making your data available to spreadsheets, word processing and other productivity tools (e.g. LOTUS 1-2-3, DBASE III, etc.).



Windows

VISIMAGE PC combines the power of VISIMAGE with the flexibility of a window environment. Pull-down menus and pop-up windows give the user easy access to timely information. Use the mouse to design the layout of your report or "click" the items you want to select. VISIMAGE PC runs on all IBM compatibles, using MS-DOS or OS/2, with a basic configuration.

VISIMAGE PC puts all the pieces together giving users a complete solution. Call today for a demo diskette to learn how VISIMAGE PC can benefit you and your company.

VITAL
Soft
A COGEOLOG COMPANY

Outside California Only, Call

1-800-VITALSOFT

1916 Old Middlefield Way, Suite E,
Mountain View, CA 94043 (415) 965-4494

LOTUS 1-2-3 is a trademark of Lotus Development Corp.
DBASE III is a trademark of Ashton-Tate
POWERHOUSE is a trademark of COGNOS
OMNIDEX is a trademark of DISC
VISIMAGE is a trademark of COGEOLOG

CIRCLE 186 ON READER CARD



HP-UX

Andy Feibus

Documentation Utilities

HP-UX documentation utilities **nroff** and **tbl** offer

several useful options for creating documents. **Nroff** provides a way to control the format of a document and **tbl** provides a way to format tables within these documents. This month's article focuses on several commands associated with **nroff**.

First, to format a file using **nroff**, use the command

```
$ nroff file
```

where file is the input file to format. The output from **nroff** automatically is sent to standard output; to route output from **nroff** to your printer, use the command

```
$ nroff file | lp
```

An input file for **nroff** contains both blocks of text and control commands. Each line of text within a block is terminated by a line-feed. Each block of text is terminated by either a blank line or by a control command. Successive lines of text, regardless of length, are considered part of one paragraph. For example, the following text:

```
This is an input line.
This is a green-colored lime.
A lemon combined with thyme.
```

is formatted as (depending on the current margins):

```
This is an input line. This is a green-
colored lime. A lemon combined
with thyme.
```

Control commands may be included within a line of text (*in-line commands*) or

can reside on a line without text (*command lines*). In-line commands are started by the current escape character (defined by the **ec** command line); normally, the escape character is defined as a backslash (\).

Command lines always are started in the first column of a line and are preceded by either a period (.) or a single quote ('). Certain commands within **nroff** cause a break to occur. A break forces any partially completed lines to output. Any control lines beginning with a single quote suppress this action if the control command would have forced a break to occur.

For example, the command to force a page break is **bp**. To force the page break immediately (any partially filled lines are not completed or adjusted), use the command **.bp**, however, to permit the completion of the current line, use the command **'bp**.

To force a break, use the command **.br**. This is useful for single-spaced lists:

```
apple
.br
orange
```

```
.br
banana
.br
```

Produces:

```
apple
orange
banana
```

Without the **.br** commands, the output would appear as **apple orange banana**.

Certain **nroff** commands require a numerical spacing argument. This argument can be either a number or a number with a sign (+ or -). This number can be optionally followed by a scaling factor. For example, to set a page length of 11 inches, you would use the command

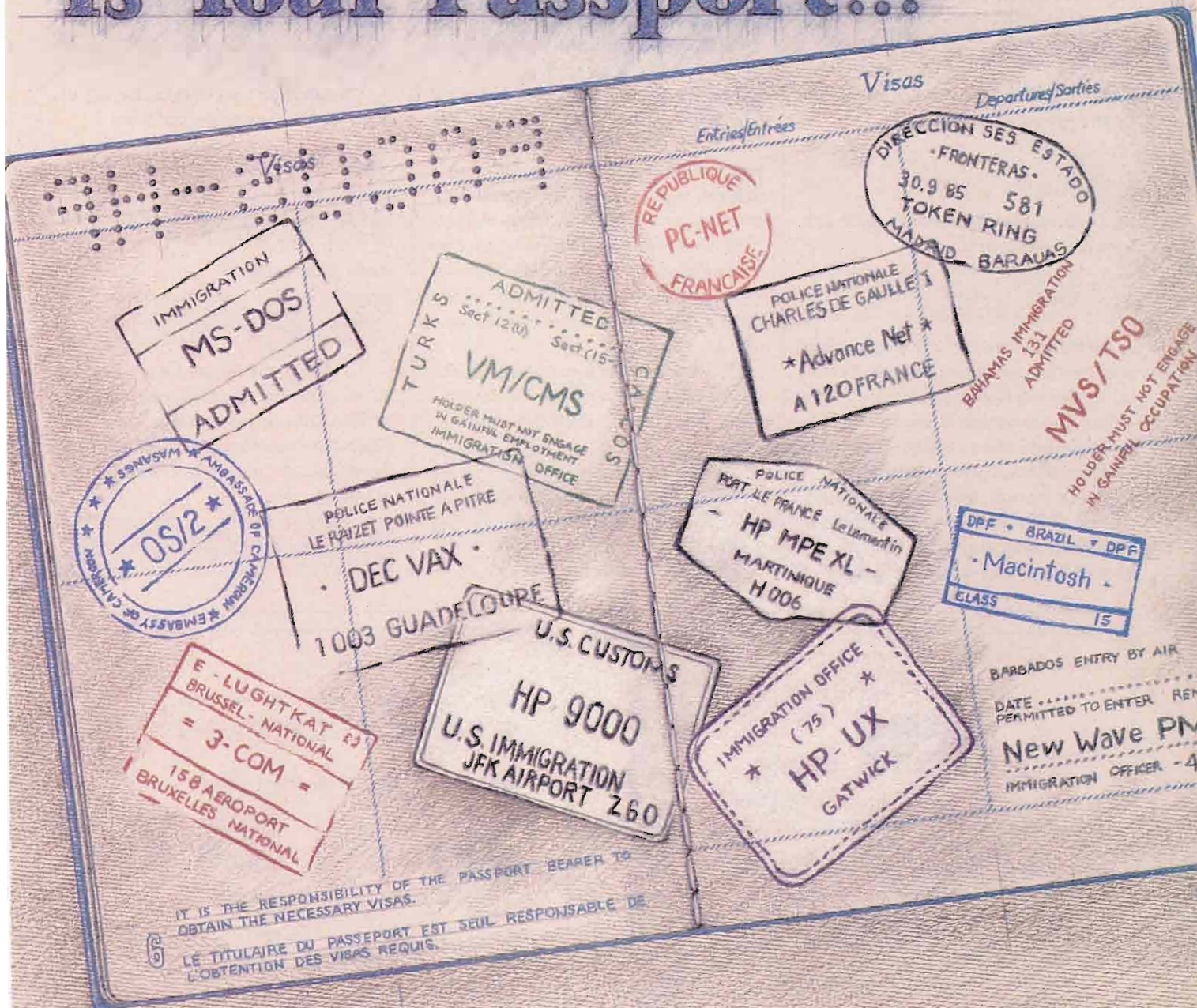
```
.pl 11i
```

The scale factor of **i** indicates inches; the scale factor **c** indicates centimeters. To incrementally set a spacing size, preface

TABLE	
N	Meaning
1	Permit hyphenation according to normal rules. This rule also applies for all N greater than 1.
2	The last word of the last line of a page is not hyphenated.
4	Do not hyphenate the last two letters of any word.
6	Same as the rule for N = 2 and the rule for N = 4.
8	Do not hyphenate the first two letters for any word.
10	Same as the rule for N = 2 and the rule for N = 8.
12	Same as the rule for N = 4 and N = 8.
14	All rules imposed.

Rules to follow while using nroff.

FOCUS for HP Is Your Passport...



... because nothing travels easier than a FOCUS application.

From complex applications to end-user reports and ad-hoc inquiries, FOCUS, the most powerful, most widely installed universal 4GL/DBMS available, is a results-oriented information management and decision support system, complete with a window-based interface.

FOCUS applications developed on your IBM mainframe, VAX/VMS, Wang VS, UNIX, or PC systems are completely portable to your HP environment without modification.

FOCUS is well known for its ability to read and write all data structures, including IMAGE, KSAM, and HP SQL, as well as FOCUS databases. FOCUS for Hewlett-Packard allows you to leverage your investment in your current data and information assets, and turn it into enterprise-wide information.

For more information on what FOCUS can do for you, call (212)736-4433, ext. 3700, or write:



Information Builders, Inc.
Hewlett-Packard Division
1250 Broadway
New York, NY 10001

the number by a + (increment) or - (decrement). For example, to set the current indentation to 10 spaces, use:

```
.in 10
```

To decrement the current line length by five spaces, use

```
.l1-5
```

To increment the current page length by three centimeters, use

```
.pl +3c
```

Nroff automatically converts a scaling factor to the appropriate number of vertical or horizontal spaces as defined by the output device (which is controlled by the options specified to **nroff**; refer to Section 1 of the *HP-UX Reference Manual*).

If the vertical bar (|) precedes the spacing, (| 3i), the distance to this absolute location is automatically generated. For example, .sp | 1.5i causes the next line of

output to be placed exactly 1.5-inches from the top of current page, regardless of where on the page the last line of output was placed.

With **nroff**, you can adjust lines using the command:

```
.ad M
```

where **M** is either **l** (smooth left margin), **r** (smooth right margin), **b** (smooth both margins), or **c** (center all lines). Adjustment is only available if the current output is being filled (the **.fi** command). If output isn't being filled (**.nf** command), adjustment is deferred until the next **.fi** command is executed.

To center a set of lines without adjusting (or filling) the lines, use the **ce** command. For example, the following lines:

```
.ce 3  
This is the first centered line.  
This is the next line.  
The last centered line.
```

result in the output:

```
This is the first centered line.  
This is the next line.  
The last centered line.
```

To underline a set of lines, use the **ul** command. For example, the lines:

```
.ul 2  
This is a  
couple of underlines.
```

result in the output:

```
This is a couple of underlines.
```

To change the output font to bold or italics, either use the **.ft X** command line or the **\fX** in-line command, where **X** is either **R** (normal font), **I** (italics font), or **B** (bold font). To obtain the following line of output:

```
This is a perfect line of bold output.
```

A New Approach to Report Writing

for **MCBA** Users

Data Based Systems presents **GUS/3000™** and end-user report writer tailored for MCBA users.

- ~ Designed for Secretaries and Executives with no data processing background.
- ~ All MCBA data base structures are loaded into the GUS dictionary and the most frequently requested reports are included.
- ~ Automatically downloads to popular PC Spreadsheets.
- ~ Outputs to a MiniWord™ document for merging names, addresses, and other data items into a letter.
- ~ Provides a library for storing pre-defined reports and adding new end-user reports.
- ~ Selects data from multiple IMAGE data bases and sets, KSAM, and MPE files simultaneously.
- ~ DBS is an "Authorized MCBA® Installer."

Integrate **GUS/3000** into your organization today. We will send you a full function 30 day trial so that you may implement **GUS/3000** with your data.



31 Highway 12
Flemington, N.J. 08822 1-800-DBS-ASSIST



The Friendly Report Writer **GUS/3000**

Until now, Powerhouse Training could be ~~EXPENSIVE~~. EXPENSES.

Besides tuition costs, there was:



Power Train

Powerhouse Video Tape Training
for the life of your company.

MODULES INCLUDE:

QUIZTRAIN, QUICKTRAIN, QTPTRAIN
QSCHTRAIN, and OMNITRAIN

In addition to standard course material, there are also efficiency tips and other unpublished tricks. Course materials include: video tape, workbook, and sample database.

For more information, please call:

(617) 556 - 8488
BONAFIDE EDUCATION
SUITE 307
184 B BROADWAY
SAUGAS, MA 01906-1029

Use either:

This is a
.ft B
perfect
.ft R
line of bold output.

or

This is a \fBperfect\fR line of bold output.

With **nroff**, you also can control how words are hyphenated. To turn off all hyphenation, use either the **.nh** command or the **.hy 0** command. To hyphenate words, use the **.hy N** command with **N** greater than 0, according to the rules in *Table 1*.

To include another **nroff** source file in your current source file, use the **.so** command. Once the included file has been read and processed, **nroff** continues processing with the current source file.

Nroff also has certain environmental storage areas, called registers, that contain information pertaining to the current document. For example, the register **%** contains the current page number of the document. Most registers you will use are predefined registers; however, you can also create and assign values to your own registers by using the **.nr** command.

To display a register, preface the register by the escape character. For example, **\%** is used to display the current value stored in the page register. A few (but not all) **nroff** registers that may be included in your document are:

mo	Current month (1-12).
dy	Current day of the month (1-31).
yr	The last two digits of the current year (e.g., 89).
.c	Number of lines read from the current input file.
ln	Output line number.

To include comments (non-outputted information) within your **nroff** file, use the in-line command **** before the

comment text. For example:

This is formatted **** and this is not

results in the text: **This is formatted.**

The escape character (the character used to indicate an in-line command) is normally defined as the backslash (****). To change this character, use the **.ec** command (e.g., **.ec #** would cause you to use

#yr to display the **yr** register). To display the escape character as part of the text output, include the escape character twice. For example, if the escape character is the **#**, use **##** to display a single **#**). —*Andy Feibus is president of Processware Inc., Atlanta, GA.*

Would you like to continue to see articles on this topic?
Circle on reader card
yes 350 no 349

Need Connectivity to IBM, DEC, Unisys, or Tandem?

Forest Computer specializes in providing high performance connectivity solutions for HP3000s. The **Forest Network Processor (FNP)** provides multi-directional communication between HP3000s and IBM, DEC, Unisys, as well as Tandem hosts.

The FNP uniquely allows **IBM, DEC, and Unisys terminals to access an HP3000 host** as if they were native HP terminals. This capability is in addition to the FNP's support for HP terminal access to non-HP systems, file transfer, RJE, program-to-program communication, and more.

The FNP Solution

Virtual Terminal Access • File Transfer
Programmatic Access • RJE

Call for an information kit on solving your HP3000's connectivity requirements.

(517) 349-4700

forest computer

Forest Computer • 1749 Hamilton Road • Okemos, MI 48864 • (517) 349-4700

CIRCLE 135 ON READER CARD

HP1000

★ Forest Computer's **Blue-line** and **VAX-line** products provide connectivity between **HP1000 A-Series** and **IBM mainframes** via **SNA** or **DEC VAXs** via **DECnet**. For an information kit, call **Forest Computer** at **(517) 349-4700**.

forest computer

HP1000

CIRCLE 254 ON READER CARD



PC TIPS

Miles B. Kehoe

Batch File Bonuses

As you write batch files, often you'll find yourself wanting to use batch files you had already written. Even early versions of MS-DOS allowed you to transfer control from one batch file to another, but it meant invoking an entirely new copy of the command processor.

Consider the batch files called *FIRST* and *SECOND* in *Programs 1A* and *1B*.

Of course *COMMAND.COM* must exist as specified. In those examples, it must reside in the home directory of the C: drive. The /C flag tells MS-DOS to execute the batch file specified (*SECOND.BAT*) and return to the calling program. Without it, the second *COMMAND.COM* will load, execute the *SECOND.BAT* file, and remain without returning to *FIRST.BAT*. Not only do you waste memory, you don't get back!

By the way, the second copy of *COMMAND.COM* inherits the entire

By building modular batch files, and using the *call* command, you will be able to build better applications for yourself and for novice users.

environment of the first (executing) *COMMAND.COM*. However, default values are reset. This means that you'll need to set *ECHO OFF* again.

In Version 3.2, MS-DOS introduced the *call* statement to batch programming. With this *call*, you can invoke other batch files anywhere in your executing batch file, and continue execution at the next line when the *called* batch file ends. It looks and acts like the invocation of a second *COMMAND.COM* as outlined above, but it works much more cleanly. *Program 2* lists the *NEWFIRST.BAT* that

utilizes the *call* command.

The only catch, which in fact was required in *FIRST.BAT*, is that the file *SECOND.BAT* exist in the current directory or in the directory specified in the name (i.e. *CALL C:\BAT\SECOND.BAT*).

By building modular batch files, and using the *call* command, you'll be able to build better applications for yourself and for novice users.

Suppressing Noise

One thing I've never cared for in MS-DOS is that, by default, each batch com-



PCTIPS39.DOC

Programs 1a-1b.

```
echo off
echo Now starting file FIRST. To execute SECOND,
pause
c:\command /c second.bat
echo Now back in the FIRST batch file
```

Program 1a: FIRST.BAT

```
echo off
echo Now running file SECOND. To return to FIRST,
pause
```

Program 1b: SECOND.BAT



PCTIPS39.DOC

Programs 2-3.

```
echo off
echo Now starting file NEWFIRST. To execute SECOND,
pause
call second.bat
echo Now back in the FIRST batch file
```

Program 2: NEWFIRST.BAT

```
@echo off
echo Now starting file NEWFIRST. To execute SECOND,
pause
call second.bat
echo Now back in the FIRST batch file
```

Program 3: Suppressing echo in NEWFIRST.BAT

OMNIVIEW...

A Lotus window to your HP.

Put Lotus 1-2-3,™ a PC, and a financial analyst or user together with your latest corporate data and there is no end to the valuable reports, comparisons and analyses that can be generated to aid in decision-making. But while increasing numbers of companies are using PCs, importing the data from a mainframe system has remained a cumbersome process.

Introducing OMNIVIEW.

With OMNIVIEW, users can access corporate data instantly from **within Lotus 1-2-3.**

With one simple Lotus function (for example, @ODXSUM), you can instantly select the records of interest, sum them on the HP, and import the total directly into the designated spreadsheet cell. Revising reports with updated mainframe data is a simple recalculation instruction.

Because OMNIVIEW is a Lotus Add-in, users design spreadsheets using familiar Lotus syntax. And because OMNIVIEW uses OMNIDEX, records can be selected instantly, regardless of the database size. Summary financial reports and sales forecasts can now be prepared in seconds, giving your users the ability to manipulate on-line data with the full power of the PC.

Lotus 1-2-3 and OMNIVIEW. The "definitive" financial report writer for the HP.

DISC

Dynamic Information Systems Corp.

110 Fifteenth Street, Suite 640

Denver, Colorado 80202

(303) 893-0335

CIRCLE 112 ON READER CARD

In Canada call:

1-800-267-9377

In Europe call:

44-372-386838

In Australia call:

02) 484-3979

Lotus 1-2-3 is a registered trademark of Lotus Development Corporation. 989



mand is displayed on the screen as it executes. While you can turn off echoing with ECHO OFF as I've done in *Program 1A*, Band 2, there was no way to suppress the actual ECHO OFF line itself.

With MS-DOS 3.3, Microsoft has introduced a way to prevent any line in a batch file from being displayed. To do so, simply put an "at sign" character (@) at the start of the command line to be suppressed. For example,

```
@echo off
```

causes MS-DOS to perform an ECHO OFF command without displaying it on the screen. Of course, if this line was the first line of any batch file, the user won't see any of the commands displayed. While this doesn't consider the output from the command, I suggest you modify all your batch files accordingly. The NEWFIRST.BAT file from *Program 2* is listed with this slight modification in *Program 3*.

That completes the MS-DOS commands. Next, let's create a program that makes all your batch files more friendly.

Batch Job Control

A little used feature of MS-DOS is the ability any program has to return a numeric value to COMMAND.COM as it exists. Very few programs actually use this feature, but it can be very nice to have. Those of you who work with MPE and HP-UX know just how valuable return codes can be in controlling batch file execution.

First, let's look at a program that will return different codes. This program, when started from a batch file, will accept a single character from the keyboard and return the ASCII code of the character entered. For example, if the user typed the letter y for yes, the return code will be decimal 121, the numeric equivalent of ASCII y.

The program is provided in *Program 4* for those of you who are comfortable in assembly language. I'll provide an easier way to enter the program in a moment.



PCTIPS39.DOC

Program 4.

```
@echo off
echo Enter any character. I will report y or n only.
echo Press x to quit.
:loop
getch
if errorlevel 110 if not errorlevel 111 echo You typed a 'n'
if errorlevel 121 if not errorlevel 122 echo You typed a 'y'
if errorlevel 120 if not errorlevel 121 goto end
goto loop
:end
```

YESNO.BAT



PCTIPS39.DOC

Program 5.

```
@echo off
cls
echo Loading MS-DOS 3.3 from Drive C:
path c:\bat;c:\bin;c:\nfs;c:\dos;
prompt $p$g
echo Do you want to load Sidekick now?
:loop
getch
if errorlevel 121 if not errorlevel 122 goto loadit
if errorlevel 110 if not errorlevel 111 goto nothanks
goto loop
:loadit
sk
echo Sidekick has been loaded
goto end
:nothanks
echo Sidekick has not been loaded.
:end
echo System booted!
```

Sample AUTOEXEC.BAT



PCTIPS39.DOC

Program 6.

```
MOV     AX, 0600      ; direct console input
MOV     DL, FF        ; Select direct input
INT     21            ; Get the character
JZ      010F          ; Exit if no character pending
OR      AL, 20        ; Make sure the character is lower case
MOV     AH, 4C        ; Prepare to return the code in AL
INT     21            ; Return it
RET     21            ; Return to DOS
```

Program GETCH.COM Source Listing

"WE'RE THERE WHEN YOU CALL."

Arthur J. King

Andrea DiBuro

Karen L. Moss

Robyne J. Lavoie

Bonnie L. MacLay

Michael J. Smith

David R. Waldron

Larry Ducker

Jim Shuffleton

ACCOUNTABLE SOLUTIONS

When you consider accounting systems for your HP 3000, you should think about more than just purchasing the software. You should think about what happens after the sale. Your software is only as good as the people supporting it.

SOTAS' experienced technical and application personnel are the best in the industry. They're the same people who introduced the first on-line accounting software for HP 3000 users. They continue to dominate the leading edge of application technology. They're so proud to be part of the SOTAS application team, they have signed their

names in recognition of their commitment to excellence!

Take it from over 600 existing users who say the best part of being a SOTAS HP 3000 user is being able to talk directly with any of these dedicated professionals. You won't be passed

through a "mythical" Customer Service department to someone who just "takes messages." When you call, SOTAS people respond. Quickly, knowledgeably and completely.

SOTAS Accountable Solutions include: **General Ledger**
Accounts Payable
Accounts Receivable
Fixed Assets **Payroll**
Human Resources.



Your HP 3000 deserves SOTAS accounting software. You deserve to deal directly with SOTAS people. Because when you call, we're there.

Call SOTAS at (508) 521-1300.



192 Merrimack St., Haverhill, MA 01830 Tel: 508-521-1300
London • Sydney • Hong Kong • Paris • Netherlands
Scandinavia • Mexico

IEEE 488 Solutions

- Hardware and software interfaces for PC, AT, 386, PS/2, Macintosh, HP, SUN & DEC
- IEEE device drivers for DOS and UNIX®
- IEEE control for Lotus 1-2-3 & Symphony
- PC menu-driven analysis software
- IEEE extenders, expanders & buffers
- IEEE converters to RS-232, RS-422, SCSI, modem, Centronics, analog I/O & digital I/O

IOtech

(216) 439-4091

Telex 6502820864 • Fax (216) 439-4093
IOtech, Inc. • 25971 Cannon Road
Cleveland, Ohio 44146

Call for your **FREE Technical Guide**
Demo disks & application notes available



CIRCLE 123 ON READER CARD

Teach Me/ 3000™

- * Train new employees on the HP 3000
- * Modules range from introductory material to system management
- * Modules on IMAGE, VPLUS, COBOL and Dictionary for the programmer
- * Less expensive than sending your staff to off-site classes
- * Better trained employees become more productive, they have higher morale
- * Improved job satisfaction leads to lower employee turnover
- * Authoring language available to write your own modules
- * Free demonstration tape available of all modules and authoring language

For more information, contact:
Innovative Software Solutions, Inc.
10705 Colton Street
Fairfax, VA 22032 U.S.A.

**INNOVATIVE
SOFTWARE
SOLUTIONS**

CIRCLE 120 ON READER CARD

For those of you who don't wish to program in assembler, but who do have the DEBUG program, you can enter *Program 4* exactly as shown by following these steps:

- Start DEBUG.
- Type A100 to start accepting Assembly Language input at address 100 hex.
- Type *Program 4* but omit the comments that start at the semicolon on each line. Press [Return] after each line.
- After you have entered the last line (RET), press [Return] by itself to return to the DEBUG prompt.
- At the DEBUG '-' prompt, enter the following lines:

```
RCX
10
N GETCH.COM
W
Q
```

in the order shown. Press [Return] after each line.

You now should be back at the MS-DOS prompt. You will find a file called GETCH.COM in your current directory.

Because this program doesn't wait for the user to enter a character, we have to start this program over and over in a batch file loop to accomplish the task. Enter the batch file shown in *Program 5*.

You can see that YESNO.BAT is something you can use to determine what character the user typed at the prompt. The GETCH program by itself, when used in conjunction with batch files, is something you can use right away.

By the way, if the user enters anything other than a y, n or x, the YESNO program will continue to loop. *Table 1* lists the values that may be returned by GETCH.

Putting It To Use

You might want to see an application where you can use GETCH.COM to your advantage. Suppose you want to have an opportunity to load Sidekick or other pop-up utilities when you start your system in the morning, but you won't always want them loaded.

I've listed what you might have as your

TABLE

Letter	Returns
a	97
b	98
c	99
d	100
e	101
f	102
g	103
h	104
i	105
j	106
k	107
l	108
m	109
n	110
o	111
p	112
q	113
r	114
s	115
t	116
u	117
v	118
w	119
x	120
y	121
z	122

List of Possible Return Codes for
GETCH.COM

AUTOEXEC.BAT file to accomplish this purpose in *Program 6*.

In the coming months I will continue to build on these techniques so that you can create more powerful batch programs for yourself and for end users you may be supporting in your organization. If you have a problem you'd like me to address, please feel free to ask. You can reach me through *HP Professional*, or its ARIS/BB. — Miles B. Kehoe is an online support manager for Verity Inc., Mountain View, CA.

Would you like to continue to see articles on this topic?
Circle on reader card
yes 346 no 345

Tom Barnes got away from it all.



Because the INFO[®] Show has it all.

PCs, minis, software, LANs, micro to mainframe links, electronic publishing, communications and more... In one solid, informative day at INFO, Tom got a sweeping view of today's fast-changing technologies...plus answers he could trust on connectivity and integration issues. He didn't miss a single element crucial to his strategy. And with his newfound knowledge, he had the free mind that meant he could finally take off for distant places—and get away from it all.

Unlike narrow-focus shows, INFO lets you take in all technologies at one time, in one place. That's important in this rapidly changing industry, where you must keep up with a multitude of possibilities.

At INFO, you can discuss alternative strategies with hundreds of vendors. Their guidance will demonstrate to you how INFO serves as a full-scale resource—your gateway to integrating solutions.

In addition to expanded Software and Computer Security Sections, this year's INFO introduces a new section—Presentation Products. And at our four-day Conference, top experts will update you on the most challenging information technology issues for a minimal investment (\$99 covers 35 sessions).

Take advantage of our discount offer to visit INFO '89. It's the show that has it all.

SPECIAL DISCOUNT OFFER—SAVE \$15!

Tear out this entire ad and bring it to INFO '89. With this ad, you pay only \$10. (Regular registration fee, \$25.)

For additional discount registrations, bring photocopies of this ad.

For Conference information or a program - call 1-800-255-7798. In Connecticut, call (203) 964-8287.

CIRCLE 174 ON READER CARD



October 10-13, 1989
Jacob K. Javits Convention Center
New York, NY

All names, characters and incidents used in this ad are fictitious.



FIELD SERVICE

Ron Levine

Take heed: A desktop must be protected. Keeping your hardware (terminal, workstation, or PC) safe from accidental damage or premature wear prevents costly repair and grief.

Climate

Maintaining a controlled environment should be your first concern. The system shouldn't operate in temperatures lower than 5C (41F) or higher than 40C (104F), or humidity outside the five to 90 percent range. An environment exceeding these limits can cause excessive damage and corrosion to system circuitry.

The higher the temperature of the equipment, the sooner your electrical components will need replacement. The desktop's memory chips also are affected by heat. Because the system itself produces heat, it's best to keep the room cool. When setting up your system, choose a spot that will keep sunlight from shining directly on the equipment.

Moisture in any form can permanently degrade operation and/or rust exposed components. To play it safe, it's wise to keep the windows closed on damp days.

Keep objects away from components because air vents must be kept free from obstructions to prevent overheating. Check each piece of equipment to locate the air vents (they aren't necessarily on the top or back). In only a few minutes, a book blocking an air vent can cause erratic system behavior. Position equipment so that there's adequate space between air vents, surrounding walls, furniture or other equipment. Vents also can be blocked by dust or small paper scraps from the printer. Check once a month to

make sure all vents are clean.

If you have a printer on your desktop, treat it carefully. It has more mechanical parts than any other component of your system and must be treated with extra care. Though it's best not to leave the printer running unless you are in the room, you can start it up and let it run if you come back to check it often and follow these simple precautions.

When you start printing, watch for paper jams (if the problem is because of wrong settings or paper misalignment, it should jam within the first few pages). Make sure the printing isn't crooked; this is a sign of paper misalignment and will not only cause the printer to jam up, but if left unattended for a period of time, can cause a fire. Be extra careful if you're printing on labels or envelopes as they tend to jam up more often than paper. Check your printer manual to see if the printer will stop automatically when out of paper. If not, the platen can be ruined as the daisywheel or print head(s) strikes it directly (the paper usually cushions the blow).


Always use your paper advance button/wheel rather than yanking on the paper. Tugging, or ripping the paper at an unperforated spot, can pull the mechanism out of adjustment. Once this happens, paper jams become a

constant problem that can't be fixed by readjusting the paper. At this point, a repair person is needed to handle the job.

Always use the ribbon and paper types recommended for your model printer. If given a choice, you may find it helpful to know that multistrike ribbons give sharper impressions than fabric ribbons (but fabric ribbons are cheaper). The mechanisms in the printer are particularly sensitive and can be damaged by even the oil in your skin. When changing the ribbon or paper, or cleaning the printer, be sure to follow the manufacturer's directions and don't touch anything inside the printer unless instructed to do so.

When rearranging your office furniture, try to put the printer on a table or desk of its own. The printer vibration has a detrimental affect on every other piece

Protect your hardware from unnecessary wear and tear. A safe environment is a productive environment.



of equipment, over time. Just this one little planning step can save a lot of headaches and money!

In fact, when choosing a computer stand, those that hold every piece of hardware look nice and compact, but may not be worth the price in the long run. Keep in mind that the entire stand tends to vibrate as the printer runs. When selecting a stand, shake it, push on it, give it a good test. A sturdy piece of furniture will be well worth the savings in downtime and repair.

Miscellaneous Do's And Don'ts

Cigarettes, ashtrays, food, paper clips and other items can fall or spill near, in, on, under the computer. They should be kept away from the work area. It's a good idea to keep a dust cover over the equipment whenever it isn't in use. DCs used in manufacturing environments may be particularly subject to sanding particles in the air.

Always turn on all peripheral devices (CRT, printer, etc.) before switching on the DC. When shutting the system down, first switch off the DC before powering down the other units. Never shut off a unit while processing. Wait for the entire system to complete all current operations before turning power (on any of the units) off. For example, if the desktop PC is the only unit actually working at a certain time, it's still not safe to turn off the printer (though the printer may not be printing).

Never force a diskette into a drive by excessive pressure or by using the access door to shove the disc into the drive. If, during insertion into the drive, the disc starts to bend a little, there is a problem. Pull the disc out and try again. Never attempt to insert or remove a disc while the drive's busy light is on. This can damage the drive mechanism as well as the disc.

When not in use, the access doors on the front of the disc drives should be left open (unlatched) to release tension on the door springs.

Would you like to continue to see articles on this topic?

Circle on reader card
yes 348 no 347

What is Systems Integration?



From design to construction...

IISI knows the answer.

Integrating:

- information flow
- software applications
- business demands
- hardware platforms

Working closely with management and end-users, IISI designs and builds a solid systems foundation, provides the needed resources, and constructs integrated systems for your business.



63 Nahatan Street, Norwood, MA 02062
(617) 769-7511 FAX (617) 762-5164
Boston, Philadelphia, Washington D.C.

For free project management worksheet, return reader service card.

CIRCLE 188 ON READER CARD




You've fought your last battle with pre-printed forms when you purchase

~~LASERSOFT~~™ /3000

*The electronic forms application for your laser printer
that eliminates pre-printed forms.*

For additional information, or to order a demonstration tape,
call or write:



BUSINESS SYSTEMS INTERNATIONAL

BUSINESS SYSTEMS INTERNATIONAL
20942 Osborne Street Canoga Park, CA 91304
(818) 998-7227

CIRCLE 107 ON READER CARD

Continued from page 26.

FAXCOM/Publisher Allows FAX Transmission

Biscom Inc. announced a computer-automated fax delivery system that works with the PostScript DTP language. FAXCOM/Publisher gives computer systems an automatic fax transmission capability.

Unlike a PC fax board, FAXCOM/Publisher is a multiuser PostScript-compatible facsimile controller designed to work with a variety of microcomputer systems. Interfaced to the host CPU via an RS-232C port, it enables a user to transmit PostScript files directly from any terminal on the system to any Group III fax machine worldwide. The usual steps of printing out hard copy and sending it by mail or feeding it into a regular fax machine are eliminated.

The system is based on 80386 technology, with a coprocessor for graphics processing. It uses 4 MB of internal memory and features mass storage for expanded document capacity. Contact Biscom Inc., 85 Rangeway Rd., Billerica, MA 01821; (508) 670-5521.

Circle 384 on reader card

ZPay Payroll Releases Envelope Printer

ZPay Payroll Systems announced a new release of GRAB Plus version 5.4, a memory resident envelope printer. New features include: multiple data files supported in the database; PostScript printer support; HP DeskJet now a selection like the LaserJet

printers; Canadian providence as well as U.S. State abbreviations in database look-up table; support for the new power envelope feed of the Hewlett-Packard LaserJet IID printer; improved soft font support and more.

Contact ZPAY Payroll Systems, 3516 Ruby St., Franklin Park, IL 60131; (312) 671-3364.

Circle 398 on reader card

Wollongong Announces WIN/WATCH

The Wollongong Group Inc. introduced WIN/WATCH, a PC-based network monitoring and software debugging tool that simplifies network troubleshooting.

As a network monitor, WIN/WATCH shows the information present in LAN transmissions, enabling the proper diagnoses of performance degradation incompatibilities and routing problems. WIN/WATCH displays in real time; each packet transmitted over an Ethernet LAN. The information displayed is buffered and scrolled on the PC monitor continuously or in single step. WIN/WATCH can buffer up to 32K of network traffic and monitor traffic at high data rates.

Contact The Wollongong Group Inc., 1129 San Antonio Rd., Palo Alto, CA 94303; (415) 962-7200.

Circle 387 on reader card

Los Altos Software's ASAP/3000 Licensed By Comshare

Los Altos Software announced that its Batch Report Writer, ASAP/3000, has been licensed by Comshare Inc. for distribution to its

PROFILES/3000 customers.

PROFILES/3000 is a human resources recordkeeping system that provides online access to an interactive personnel database. ASAP/3000 is an end-user tool for creating, modifying and running IMAGE database batch reports. All ASAP/3000 reports execute in COBOL-II and COBOL source code is available, on request, for any ASAP/3000 report. Contact Los Altos Software, P.O. Box 639, Los Altos, CA 94023; (415) 941-6030.

Circle 400 on reader card

Integrates Software through Pictures With HP SoftBench

Interactive Development Environments Inc. (IDE) announced an expanded relationship with Hewlett-Packard by integrating its Software through Pictures CASE tool family with the new HP SoftBench software development environment.

Software through Pictures is a full lifecycle CASE product. It features a graphically-oriented set of tools that runs on X Window System windowing environment on HP 9000 Series 300 workstations.

HP SoftBench is a software development environment consisting of an integrated set of program-development tools and a tool integration platform. Integration of Software through Pictures with HP SoftBench will allow direct access to HP FrameMaker, as technical publishing system.

Contact Interactive Development Environments, 595 Market St., 12th Fl., San Francisco, CA 94105; (415) 543-0900.

Circle 389 on reader card

CMS Introduces Modular Adapters For HP 3000

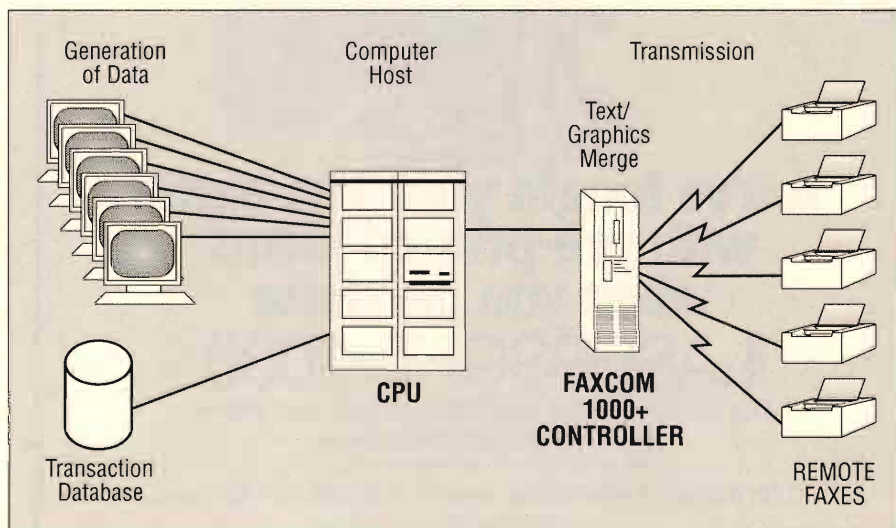
Cable Management Systems Inc. introduced a line of Modular Adapters specifically designed for the Hewlett-Packard Advanced Terminal Processors (ATP).

The Modular Adapter converts the ATP RS232, three pin male connector (HP P/N 92224A) to WEco standard RJ11/12 jacks and the ATP RS422, five pin male connector (HP P/N 92224A) to WEco standard RJ12/45.


HP uses the ATP three and five connectors to support Data Communication in its Series 3000 computer systems.

Contact Cable Management Systems Inc., 3100 W. Warner Ave., Suite 11, Santa Ana, CA 92704; (714) 662-0664.

Circle 376 on reader card



Biscom's automated fax delivery system.



PIGEON POINT LIGHTHOUSE, SAN MATEO COUNTY, CA.

PRESERVATION PLAN ON IT

Planning on restoring a house, saving a landmark, reviving your neighborhood?

Gain a wealth of experience and help preserve our historic and architectural heritage. Join the National Trust for Historic Preservation.

Make preservation a blueprint for the future.

Write:

National Trust
for Historic Preservation
Department PA
1785 Massachusetts Ave., N.W.
Washington, D.C. 20036

HP PASCAL/BASIC Network Software

UNLEASH YOUR POTENTIAL.

For years, you've used HP 9000 workstations. They're easy to work with, and some of your most valuable programs have been written specifically for them. Yet, there's a whole world of applications out there that HP 200/300 units won't run. And you certainly don't want to be left behind.

FUSION® Network Software (FNS) sets you free. Using the popular TCP/IP network protocol, FUSION will link your HP PASCAL-driven PWS workstations and BASIC Language Systems to a wide variety of PC's, mainframes, minicomputers, even supercomputers, in an easily manageable configuration. While preserving maximum flexibility.

Imagine, from your current HP 9000, being able to tap into the very best that the IBM, DEC and Sun worlds have to offer, along with those of more than 40 other manufacturers. Imagine every platform retaining its distinct characteristics. Best of all, FUSION's socket library Program Development System can help you create a storehouse of interactive, networkable applications in-house.

FUSION's powerful C-based architecture works well with standard HP Ethernet adapters. It features remote log-in, quick and easy file transfer and simple network management utilities. And Network Research Corporation provides exceptional customer support, customization alternatives, upgrades, training and aftermarket products.

It's a solution as rich with potential as nature itself. Experience for yourself the power of FUSION.



2380 North Rose Avenue, Oxnard, CA 93030
Toll Free: (800) 541-9508 ■ In CA: (805) 485-2700
FAX: (805) 485-8204 ■ TELEX: 297579 NRC UR

FUSION is a licensed trademark. Other trademarks: HP, PWS, Hewlett-Packard, IBM, International Business Machines, Corp., Ethernet, Xerox Corp.

CIRCLE 159 ON READER CARD

SMDS Announces Release 7.0 Of Aide-De-Camp

Software Maintenance and Development Systems announced the availability of Release 7.0 of the Aide-De-Camp software management system.

The ADC system provides configuration management and full lifecycle support for software development. The ADC software is available on a range of vendor systems of any CASE tool.

Support for managing binary and any other non-ASCII files is a new feature with the V7 release.

The new V7 ADC system offers enhanced support for parallel development paths, integrated problem report management, automated build procedures and software structural scanning. Improved management reporting facilities enable better software project tracking. Relationship and dependency analysis provide useful information for developers during maintenance and enhancement efforts. Increased access control facilities provide optional levels

of security for software data.

Contact Software Maintenance and Development Systems, P.O. Box 555, Concord, MA 01742; (508) 369-7398.

Circle 381 on reader card

CCS Releases C++ For HP-PA Series 300

Corporate Computer Systems has released a second C++ translator, this one for the HP-PA Series 300 machine operating under HP-UX. This product joins its current C++ product that runs on the HP-PA Series 800 computer. Both products are a licensed port of the standard C++1.2 AT&T translator especially modified to operate under HP-UX.

C++ is a compatible superset of the standard C language offering additional features to enable more sophisticated error-free programming. Designed as a pre-pass to HP-UX C compiler, C++ is integrated into the UNIX system environment found on the 300 Series computers. It produces standard relocatable modules and interfaces into the XDB debugging

package at the C++ source code level.

Contact Corporate Computer Systems Inc., 33 W. Main St., Holmdel, NJ 07733; (201) 946-3800.

Circle 385 on reader card

Talaris Offers Image Processing Option

Talaris Systems Inc. has announced a optional add-on for its multiuser laser printers that enables the direct printing of documents that have been compressed in CCITT Group II or Group IV format.

CCITT Group III and Group IV are fax transmission standards that provide a data compression format allowing scanned data to be compressed for efficient transmission and also storage. It's the standard format used by fax machines and by some high-speed scanners, such as those used to digitize engineering drawings. Compression ratios of up to 20 to 1 (Group III) and 30 to 1 (Group IV) make CCITT encoded files help those with large amounts of data to store.

USS Unified Software Systems

a Division of Unified Industries Incorporated

Have you made your System Secure?



Experience the new standard in

MPE SECURITY!

And Now
XL
Compatible!

Security PLUS

Call for a **free** demo tape today

Unified Software Systems

6551 Loisdale Court, Suite 400
Springfield, Virginia 22150-1854
(703) 922-9800

USS Marketing, Inc.


6555 La Jolla Boulevard, Suite 8
La Jolla, California
(619) 454-8441

CIRCLE 139 ON READER CARD

*“Everyone
influential
in the
purchase of
OEM
Peripherals
attends the
Invitational
Computer
Conferences.”*

—————RICHARD GILBERT—————
DIRECTOR OF SALES
NEC INFORMATION SYSTEMS, INC.

Because in every major market of the world the OEM Peripheral Series of the ICCs give the system designers what they need to know about disk and tape storage, optical, control-



lers, helical scan, DAT, media, test equipment and associated products.

In one day, through product demonstrations and technical seminars, attendees learn the latest technology and discuss their application requirements. Manufacturers have the opportunity to meet one-on-one with volume buying large end users, OEMs and systems

integrators to demonstrate their products and reinforce their commitment to customer support on a regional basis.

“By Invitation Only,” guests attend free of charge. Manufacturers share the low cost with a minimum investment of time and sales effort.

**JOIN THE 1989/90
OEM PERIPHERAL SERIES**

U.S./CANADA LOCATIONS

September 7, 1989 Newton/Boston, MA	January 23, 1990 Ft. Lauderdale, FL
September 20, 1989 Dallas, TX	March 5, 1990 San Jose, CA
October 3, 1989 Tysons Corner, (D.C.) VA	March 22, 1990 Austin, TX
October 18, 1989 Chicago, IL	April 11, 1990 Minneapolis, MN
December 7, 1989 Huntsville, AL	April 23, 1990 Nashua, NH
January 4, 1990 Irvine, CA	May 3, 1990 Toronto, Canada

EUROPE LOCATIONS

September 14, 1989 Copenhagen, Denmark	January 23, 1990 Vienna, Austria
September 21, 1989 London, England	January 30, 1990 Paris, France
September 26, 1989 Frankfurt, W. Germany	February 1, 1990 Milano, Italy
January 18, 1990 Munich, W. Germany	


ASK ABOUT THE ASIA/PACIFIC SERIES!

For more information contact: Invitational Computer Conferences, a division of Dataquest, 3151 Airway Ave., C-2, Costa Mesa, CA 92626, Telephone: (714) 957-0171, Telex: 5101002189 ICCDQ, FAX: (714) 957-0903.



ENTER 121 ON READER CARD

IEEE-488...



Converters and Controllers for RS-232, RS-422, Parallel, and SCSI

- Built-in 64K byte or 256K byte RAM buffer to spool data
- Controllers have onboard, programmable operating systems for standalone applications
- Switch selectable interface parameters
- Built-in DMA controller supports high speed transfers on the GPIB port (up to 900K bytes/sec)
- All-metal MicroGPIB™ case and connectors form a high impact shielded enclosure that minimizes EMI

Data Buffer

- 900K bytes/sec transfer rates
- 1M bytes of RAM

Extenders/Expander

- High performance parallel bus extender
 - Supports 28 devices at 300 m
 - 222K bytes/sec transfer rates
- Serial bus extender
 - Fiber optic or coaxial cabling
 - 144K bytes/sec transfer rates
- Bus expander
 - Optically isolates 2 GPIB buses
 - Extends GPIB by interfacing up to 14 more devices
 - Doubles the GPIB 20 m cable limit
 - Transparent to user software

- *FREE Customer support*
- *30-day money back guarantee*
- *2 year warranty*



NATIONAL INSTRUMENTS®
The Software is the Instrument™

12109 Technology Blvd.
Austin, Texas 78727-6204
(512) 250-9119
(800) 531-4742 U.S.
(800) IEEE-488 in Texas

Japan 81 (03) 788-1921 • France (1) 48 65 33 70
United Kingdom 44-01-549-3444 • West Germany 49 89 807 081
Italy 39-2-98491071-2-3 • The Netherlands 31 070-996360

Call for FREE catalog

NEW PRODUCTS

Contact Talaris Systems Inc., 6059 Cornerstone Court West, P.O. Box 261580, San Diego, CA 92126; (619) 587-0787.

Circle 386 on reader card

BACKUP/CM Available For HP's MPE XL

ORBiT Software USA (Danville, CA) has announced the release of its compatibility mode backup product for HP's MPE XL machines, BACKUP/CM.

BACKUP/CM offers advanced features for the backup process including unattended backup through the use of large disc file-buffers, true disc-to-disc backup for both unattended operation and for a faster store and restore operation, data compression for reduced tape usage, and advanced error detection techniques for improved data integrity and protection. Initial customer feedback reports backup times reduced 30-50 percent with tape usage reduced as much as 60 percent.

Contact ORBiT Software Inc., 319 Diablo Rd., Suite 218, Danville, CA 94526; (415) 837-4143.

Circle 379 on reader card

X.desktop Provides UNIX System Interface

UniPress Software Inc., a UNIX system software developer and distributor, announced the availability of X.desktop, which runs under the X Window system and provides a mouse-driven, icon-based interface to UNIX system files and applications.

X.desktop is particularly valuable to businesses that are adding workstations because it enables new UNIX system users to take advantage of all UNIX system capabilities.

X.desktop runs on most X-Windows-based UNIX computers, making it ideal for system integrators, software developers and OEMs to bundle in with hardware and software packages. Contact UniPress Software, 2025 Lincoln Hwy., Edison, NJ 08817; (201) 985-8000.

Circle 399 on reader card

HP Introduces Modular Spectrum Analyzers

Hewlett-Packard introduced the HP 70004A mainframe and color display, and the HP 70900B local-oscillator (LO) module, which forms the foundation of the new HP 71000C series of modular spectrum analyzers.

HP also introduced four analyzers in the HP 70000 modular measurement system:

the HP 71100C RF spectrum analyzer, the HP 71200C microwave spectrum analyzer, the HP 71210C high-sensitivity microwave spectrum analyzer and the HP 71400C lightwave-signal analyzer.

The HP 71000C series spectrum analyzers are based on HP's measurement systems architecture, which offers high-performance, high-frequency measurement capability.

They are useful for applications that require high-throughput measurement capabilities. RF and microwave communications, and automated-test-equipment (ATE) applications in radar-test, surveillance, R&D bench and manufacturing also will benefit.

Arkwright Introduces Thermal Transfer Film

Arkwright Inc. has introduced a clear overhead transparency (OHT) film for use in thermal transfer printers. This smear-resistant transparency film offers bright colors and high-image resolution and line-edge definition.

The Thermal Transfer Film allows PC users to transform computer-generated graphics and text into overhead projection transparencies. The receptive surface of the film readily accepts thermal transfer "wax ink" and provides high resolution of the full spectrum of colors, well-defined color separation and fine-edge definition.

Packaged in boxes of 50 sheets, the film is available from audio visual and office supply dealers, stationers and other retailers at suggested retail prices from \$41.25 to \$52.50.

For more information, contact Arkwright Inc., Dept P., 538 Main St., Fiskerville, RI 02823-0139; (800) 942-5900.

Circle 375 on reader card

NAI Adds Laser IID-T To Printer Line

North Atlantic Industries Inc. has added the Laser IID-T to its line of TEMPEST Laser Printers. Now, Hewlett-Packard compatible printers available from North Atlantic include the Laser IIT (single-sided printing) and the Laser IID-T (two-sided printing).

Both the NAI Laser IIT and IID-T meet NACSIM 5100A specifications and function with all HP compatible software, font cartridges and soft fonts without sacrificing throughput speed or print density. North Atlantic Laser Printers also are available with optional Sharespool Cards and Cables to

permit access to a printer by up to four terminals located as far away as 100 feet. An optional envelope feed is also available for the Laser IID-T allowing it to function as a full print station providing sequential printing of first page, second page and envelopes.

Contact North Atlantic Industries, 60 Plant Ave., Hauppauge, NY 11788; (516) 471-2244.

Circle 374 on reader card

REDUCE System Planned For HP-UX 6.5

Innovus Inc. has announced plans to migrate the 3.3 Version of the Reduce Algebraic Programming System to the HP 9000 Series 300 workstations running under HP-UX 6.5. This new release will be available this month and will support HP Common Lisp Version 2.0 and X Windows Version 11 as well as an integrated editor facility.

Unique to the HP-UX Version of REDUCE is a 2D and 3D graphics display capability. The REDUCE environment offers the users a wide range of facilities including differentiation, integration, polynomial and integer factoring, matrix calculations and solutions of linear equations.

Contact Innovus Inc., 200 James St. South, Suite 204, Hamilton, Ontario, Canada, L8P 3A9; (416) 529-8117.

Circle 370 on reader card

Proactive's DB-LITE Available For HP 3000

Proactive Systems has announced DB-LITE, a software product for HP 3000 users that compresses databases and files but allows them to be accessed after compression.

For example you can compress IMAGE databases to as little as 10 percent of their previous size and still read them with normal enquiry and reporting programs. A typical application of the software is archiving of databases for later online access with little cost in disc space.

DB-LITE can compress any type of HP 3000 file including IMAGE database, KSAM/MPE files, source code, etc. It uses an optimal combination of proprietary and public domain data compression techniques to recode data into compact binary strings. After compression, the file can still be accessed by existing applications programs without program changes being required.

DB-LITE is priced from \$1,500 and \$4,500

Why not the best?



HP 1000,
HP 3000, &
HP 9000
150 Megabyte
& 2 Gigabyte
Streaming Tapes
Unattended backup
of all your data on a
single ultra-compact
cartridge.
Media translation &
SSS update service
available

Also available:

HP 1000 Memory Expansion

Improves system performance. Free evaluation.
512 KB to 32 MB expandable cards. 2 year warranty

High Performance SCSI Interfaces for HP 1000, HP 3000, & HP 9000

Superior to IEEE-488. Used with all Herstal
Automation peripherals

HP 1000 & HP 9000 Disc Drives

65 MB to 638 MB. 30,000 hour MTBF.
Up to 7 drives per interface

HP 1000 & HP 9000 Optical Discs

1 Gigabyte Erasable and "Write Once". Ideal for
information retrieval and archival data storage

Ramdisc/1000 Speeds up file access

Superclock/1000 Automatic time & date



*"I promise you —
no service hassles, no
matter who is servicing
your HP system."*

Rick Walsh
President



HERSTAL

AUTOMATION LTD.

3171 West Twelve Mile Road
Berkley, Michigan, USA 48072

Telex 650-321-1560

FAX 313-548-2010

Phone 313-548-2001

CIRCLE 115 ON READER CARD

REPRINTS?

If you would like
reprints of any article or advertisement,
contact Reprint Resources,
155 Commerce Drive
Fort Washington, PA 19034
(215) 643-9143
FAX (215)643-9164

NEW PRODUCTS

depending on HP 3000 model.
Contact Proactive Systems, 339 S. San Antonio,
Los Altos, CA 94022; (415)941-9316.

Circle 367 on reader card

Telemar Offers Modular Pricing For Telephone System

At the 1989 INTEREX HP Users Conference, Telemar Inc. announced modular pricing for the TeleMarshal Telephone Management System.

For companies who want to control and allocate their telephone expenses and aren't ready to purchase a full telephone management system, or would prefer doing some of the development themselves, Telemar offers a means of coming on stream quickly and inexpensively. Analysis of telephone call records from the PBX, storing the data in an HP 3000 Image database, call pricing, called city/country identification and other functions can be accomplished with Telemar's software.

Telemar provides a 60-day trial for \$200 involving the Telemarshal Telephone Man-

agement system for which a perpetual license can be purchased for an additional \$4,700.

Contact Telemar, Inc., 559 Kensico, P.O. Box 27 Suffern, NY 10901; (914) 357-5240.

Circle 366 on reader card

FOR YOUR INFORMATION

■ SAS Institute now offers consulting services through its headquarters in Cary, NC and a subsidiary near Washington, DC. The services allow users to directly tap the resources and experience of the Institute to meet processing needs. Services include, systems analysis, design and development, prototype development and demonstration systems, statistical design and analysis and more.

■ Auerbach Publishers, a Division of Warren, Gorham & Lamont Inc. announced the release of Information Management: Strategy, Systems and Technologies, an update service offering MIS managers continuous guidance in all MIS areas.

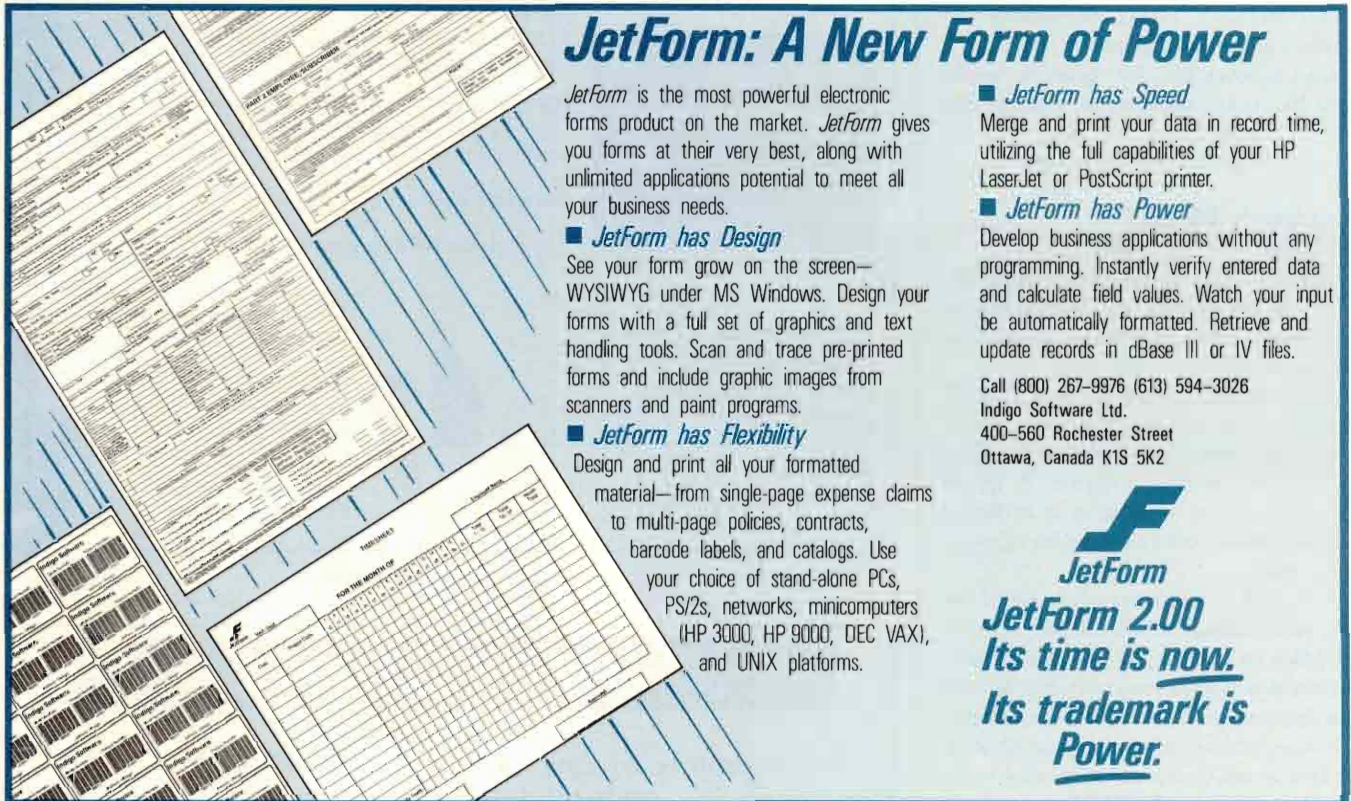
■ Proactive Systems announces the opening of a new corporate U.S. office. The new office

is located in Los Altos, CA.

■ The Cobb Group announces its latest book *LaserJet Companion*, a guide to HP's LaserJet printer family that includes exclusive coverage of HP's newest printer the HP LaserJet IID.

■ Lucid Inc. (Menlo Park, CA) is offering courses covering the range of topics from Introductory Common Lisp to Programming in CLOS. Courses available include: (1) Introduction to Common Lisp, (2) Advanced Features of Lucid Common Lisp Release 3.0 and (3) Programming in CLOS (Common Lisp Object System), both introductory and advanced. Classes are held on a regular scheduled basis at Lucid. They can also be held at a customer's site by request.

■ Fulcrum Technologies Inc. (Ottawa, Canada) recently published the first *Third-party software and Services Catalog* for Fulcrum's Ful/Text indexing and retrieval software. The catalog includes more than 20 software products and services that utilize Ful/Text software and provide solutions to a wide range of applications and support platforms.




JetForm: A New Form of Power

JetForm is the most powerful electronic forms product on the market. JetForm gives you forms at their very best, along with unlimited applications potential to meet all your business needs.

- **JetForm has Design**
See your form grow on the screen—WYSIWYG under MS Windows. Design your forms with a full set of graphics and text handling tools. Scan and trace pre-printed forms and include graphic images from scanners and paint programs.
- **JetForm has Flexibility**
Design and print all your formatted material—from single-page expense claims to multi-page policies, contracts, barcode labels, and catalogs. Use your choice of stand-alone PCs, PS/2s, networks, minicomputers (HP 3000, HP 9000, DEC VAX), and UNIX platforms.

- **JetForm has Speed**
Merge and print your data in record time, utilizing the full capabilities of your HP LaserJet or PostScript printer.
- **JetForm has Power**
Develop business applications without any programming. Instantly verify entered data and calculate field values. Watch your input be automatically formatted. Retrieve and update records in dBase III or IV files.

Call (800) 267-9976 (613) 594-3026
Indigo Software Ltd.
400-560 Rochester Street
Ottawa, Canada K1S 5K2

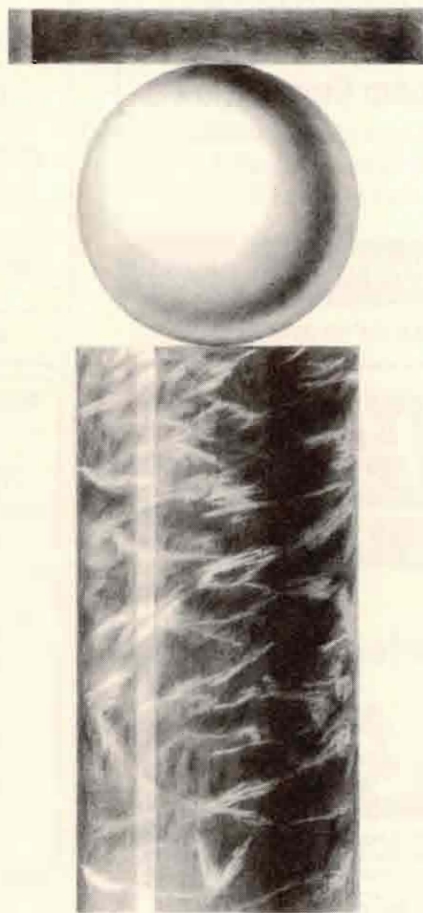



JetForm
JetForm 2.0
Its time is now.
Its trademark is Power.

CIRCLE 119 ON READER CARD

CLASSIC.

PRECISION.



Whatever your taste in architecture, ORBiT Software has an innovative backup strategy to protect data integrity and enhance productivity. Call (800) 666-5463 for a free trial or more information regarding online, unattended and disc-to-disc backup.

CIRCLE 264 ON READER CARD

ORBiT

A D V A N C E D B A C K U P S Y S T E M S

ORBiT Software (USA) Inc., 319 Diablo Rd., Suite 218, Danville, CA 94526
(800) 6-ONLINE, or (415) 837-4143, FAX (415) 837-5752

ORBiT Software
GmbH (Berlin)

ORBiT Software
(UK) Ltd

ORBiT Logiciels
(France) Sarl

ORBiT Utilities
(Benelux) B.V.

ORBiT Software
(Scandinavia) AB

BUY • SELL • TRADE

COMPLETE HP SYSTEMS AVAILABLE

ALL PERIPHERALS

*All items in stock - immediate delivery
All warranted to qualify for
manufacturer's maintenance.*

ConAm Corporation

Canada / US 800-643-4954
California 213-829-2277
FAX 213-829-9607

RENT • LEASE

CIRCLE 208 ON READER CARD

**WE NEED TO BUY OR
TRADE FOR
HP 3000 SYSTEMS**

NO BROKERS PLEASE
CALL RICHARD

KELLY

COMPUTER SYSTEMS
1101 SAN ANTONIO ROAD
MOUNTAIN VIEW, CA 94043
415-960-1010
FAX: 415-960-3474

EXCESS EQUIPMENT AVAILABLE
FOR PURCHASE

CIRCLE 233 ON READER CARD

HEWLETT-PACKARD

BUY REPAIR
and and
SELL SERVICE

ADVANT

Computer Exchange

HP Systems Specialists

US (800) 824-8418
CA (415) 623-1733
FAX (415) 623-1736

CIRCLE 231 ON READER CARD

**BUY, SELL
LEASE,
TRADE.**

Hewlett Packard



23950 COMMERCE PARK, BEACHWOOD, OHIO 44122
(216) 292-0635 Fax: 216-292-4838 Telex: 205129
CRC is a Trademark of Computer Remarketing Corporation

CIRCLE 206 ON READER CARD

BUY • SELL • LEASE • TRADE

Preowned HP

DESKTOPS * PERIPHERALS
SYSTEMS * TEST EQUIPMENT

800-662-9039

**ELECTRONIC
SERVICES, INC.**

GUARANTEED EQUIPMENT
AT VERY
COMPETITIVE PRICES!!

FAX 509-662-8271

5187 Malaga-Alcoa Hwy.
Malaga, Washington 98828

CIRCLE 211 ON READER CARD

WHOLESALE H-P

"There's simply no reason to pay more."

Purchasers, Resellers and Component
Level Repairers of Hewlett Packard
Micro and Mini Computers
and Peripherals.

9000 • 3000 • 1000 • MICRO

EQUIPMENT
RESOURCES,
INC.

For Sales Please Call:
Mark Leonard
(202) 338-2429

2702 P Street, N.W.
Washington, DC 20007
FAX: (202) 338-2462

CIRCLE 200 ON READER CARD

HP 3000

Buy — Sell — Trade
IN STOCK NOW 2392A & 7978B

CALL

713-460-2344

(Fax) 713-460-2351

**Surety
Systems**

6617 Flintrock
Houston, TX 77040

CIRCLE 221 ON READER CARD

WE WILL PAY

TOP PRICES

FOR YOUR

HP 9000

SERIES 200/300

COMPUTERS, DISC DRIVES,
PRINTERS, PLOTTERS,
INTERFACES!

**ALSO SERIES 80
& SERIES 100**

TED DASHER & ASSOC.
4117 SECOND AVE. SOUTH
BIRMINGHAM, AL 35222

FAX: 205-591-1108
205-591-4747

CIRCLE 223 ON READER CARD

BUY • SELL • RENT • LEASE

HEWLETT-PACKARD

Computer Equipment

9000 • 3000 • 1000

AVAILABLE FOR IMMEDIATE DELIVERY

800-422-4872
FAX 713-855-1213

TSA

TECHNICAL & SCIENTIFIC
APPLICATION, INC.

4654 Highway 6 N., Suite 101
Houston, TX 77084

"The Awesome HP Source"

CIRCLE 225 ON READER CARD

WHEN THEY THINK HP

DuPont Duke University
General Motors Motorola
McDonnell Douglas GTE

OUR NAME
ALWAYS COMES UP.

COMPUCHANGE
CORPORATION
813/573-0330

FAX 813/573-1577

"WE BUY, SELL AND RENT HP 1000/9000/3000
COMPUTERS, PERIPHERALS & TEST EQUIPMENT!"
13160 56th Court • Suite 503 • Clearwater, FL 34620

CIRCLE 203 ON READER CARD

HP1000 & 3000



- BUY • SELL • LEASE • RENT
- Repair & Exchange
- \$3,000,000 Inventory
- 120 Day Warranty
- 20 Years Experience
- Hardware • Software • Service

Computer Solutions, Inc.

NJ 201/672-6000

TLX 130098 • FAX 201/672-8069

CIRCLE 207 ON READER CARD

The HyPoint Advantage . . . INVENTORY

"Specializing in Full
Line of
HP 3000 Products"

Buy ■ Sell ■ Trade ■ Lease

HyPoint Technology
4333 E. Royalton Road
Cleveland, OH 44147

1-800-231-5500

216-526-0323

CIRCLE 212 ON READER CARD

HP-9000

WE STOCK A LARGE VARIETY
OF SERIES 200/300 EQUIPMENT

CPU's	Monitors
9920/A/U	Video Boards
9816A/S	Interfaces
9817A/H	Disc Drives
9836B/C	Printers
310's B&W,	Plotters
COLOR	

Series 80 and Series 100

CALL US TODAY TO BUY AND/OR SELL

TED DASHER & ASSOCIATES

205-591-4747 FAX 205-591-1108

CIRCLE 224 ON READER CARD

HEWLETT PACKARD

BUY, SELL
RENT & REPAIR

**COMPUTERS,
PERIPHERALS
& OPTIONS**

SALES: 800-726-0726 SERVICE: 800-729-0729

FAX: 408-270-1183 TELEX: 9102500341

2298 QUIMBY ROAD
SAN JOSE, CALIFORNIA 95122-1356

CRISIS
COMPUTER CORPORATION

CIRCLE 209 ON READER CARD

Join a Winning Team!

Join the HP VAR Program through
ACE COMPUTER CENTER

HIGH DISCOUNTS
IMMEDIATE PRODUCT AVAILABILITY
RELIABLE SERVICE AND SUPPORT
ACCESS TO PRODUCT SUPPORT
AND
TECHNICAL MATERIAL

For more information Call...

SALES: (404) 952-5537 / FAX: (404) 933-4788

**HP HEWLETT
PACKARD**
AUTHORIZED DEALER **ACE
COMPUTER CENTER™**

120 Interstate North Parkway / Atlanta, Georgia 30339

CIRCLE 196 ON READER CARD

BUY • SELL • TRADE • RENT

**Hewlett-Packard
Computer Equipment**

Complete product line
including Systems, Memory,
Discs, and Tapes.



HERSTAL

AUTOMATION LTD.
3171 West Twelve Mile Road
Berkley, Michigan, USA 48072
Telex 650-321-1560
FAX 313-548-2010
Phone 313-548-2001

CIRCLE 235 ON READER CARD

WE'LL SAVE YOU TIME AND
MONEY ON YOUR NEXT

HEWLETT PACKARD

PURCHASE!



**MICROTEK SYSTEMS
INTERNATIONAL, INC.**
8370 DOW CIRCLE,
CLEVELAND, OH 44136

CLEVELAND, OH: (216) 234-8040
FAX (CLEVE): (216) 234-0784

CIRCLE 260 ON READER CARD

Save 40% On
HP/9000 Model 835 System

All hardware and software covered by HP
support agreements. Perfect condition &
available immediately!

System Configuration

A1035A	Model 835S CPU
A112L	Aux Power Supply
A1010	8MB Memory
7974A	1600 RPI Tape Drive
2563B	300 LPM Line Printer
2563B	Serial Interface
7936H	307 MB Disk Drive
19511A	CPU/Disk Cabinet
92447A	Software Package
27110B	HP-IB I/F
27140A	6 Channel Mux
2397A	HP Graphic Terminals (2)
	Liebert Accommodate 2 Pwr Line Cond.

Call (313) 756-9292 for more information
FAX (313) 756-0818

Salerno Manufacturing Systems, Inc.
4175 East Ten Mile Road
Warren, MI 48091

CIRCLE 263 ON READER CARD

**C.S.U.
INDUSTRIES,
INC.**



The second source for
HEWLETT-PACKARD
HP 9000, 3000, 1000 equipment

- Complete Configurations
- Individual CPUs — Peripherals
- Memory Upgrades and Feature Enhancements

WE BUY:
Highest Prices Paid

WE SELL:

All Items Sold Are Guaranteed for HP Maintenance
* Trade-Ins Accepted * Short and Long Term Leases Available *
Over 900 satisfied Hewlett-Packard users
are our customer references.

CALL (516) 239-4310
Teletcopy (516) 239-8374

135 Rockaway Turnpike • Lawrence, NY 11559

CIRCLE 202 ON READER CARD

HP-3000/HP-9000

Fidelity Systems, Inc.



ALSO:
OTC
DATA PRODUCTS
CUMULUS
IO NET

CALL

713-266-3009

CIRCLE 183 ON READER CARD

■ IN STOCK SPECIALS ■

■ 7937H & XP (QTY)

■ 7980A ■ 2567B

■ SERIES 70 w/8Mb

■ 7958A ■ 2932A

■ MICRO 3000XE w/4Mb

■ 7978A/B ■ 7580A

■ SERIES 58 w/4Mb

■ 2392A ■ 2235A

■ ZENTEC 8392 @\$295

■ 35401A 1/4" Autochanger



CALL OCEONICS TODAY

800-525-0509

CIRCLE 216 ON READER CARD

**9000, 3000, 1000
SYSTEMS
PERIPHERALS
COMPATIBLES**

Buy • Sell • Trade
Maintenance

COMPUTECH
SYSTEMS CORPORATION

(206) 883-4107

(US) 800-882-0201

CIRCLE 204 ON READER CARD

Don't Get Zapped!

High inrush current can destroy your sensitive VAX CPUs and peripherals in less time than it takes to flip a switch.

THE SOLUTION?

Power up with Z-LINE TPC 115-10 MTD™ the smallest power distribution and control system available.

POWER UP WITH ---



Our proprietary Multiple Time Delay™ circuitry sequences your power-up to protect your systems from the spikes and surges, EMI & RFI, that destroy your hardware and erase your data. And our remote on/off and emergency shutdown gives the power control back to you.

All Pulizzi Engineering MTD™ controllers are compatible with DEC and UPS systems.
PRICES FROM \$436 TO \$305

DON'T WAIT UNTIL IT HAPPENS. CALL TODAY!

PULIZZI ENGINEERING, INC.
3260 S. Susan Street, Santa Ana, CA 92704-6865
(714) 540-4229 FAX (714) 641-9062

CIRCLE 124 ON READER CARD

Save up to 60%!

Top dollar when you sell!

We buy or sell any HP equipment, including:

COMPUTER SYSTEMS • DISK DRIVES
SOFTWARE • ACCESSORIES
TERMINALS • MAG TAPES

All Equipment Guaranteed.

Specialists in hard-to-find equipment.
Immediate delivery of in-stock items.

CALL Bill Alexander at

312-916-1400

FAX 3129161361

COMPUTER MEDIA, INC.

1420 Brook Drive

Downers Grove, IL 60515

CIRCLE 205 ON READER CARD

BUY • SELL • RENT • LEASE

HEWLETT-PACKARD

Computer Equipment

SERIES 80, 100, 200, 300, 500, 9800

ALSO

Plotters, Printers, Disk Drives
CPUs, etc...

AVAILABLE FOR IMMEDIATE DELIVERY
800-422-4872

FAX 713-855-1213

TSA

TECHNICAL & SCIENTIFIC
APPLICATION, INC.

4654 Highway 6 N., Suite 305
Houston, TX 77084

"The Awesome HP Source"

CIRCLE 226 ON READER CARD

USED HEWLETT PACKARD

	LIST \$	A&O \$
LaserJet - Original	\$3200	\$ 795
LaserJet - Plus	\$4000	\$ 995
LaserJet - 500D	\$5000	\$1050
LaserJet - Series II	\$2950	\$1395
7475A 6-Pen Plotter	\$1895	\$ 950
7550A 8-Pen Plotter	\$3900	\$2200
Scan Jet w/Cenronics	\$2000	\$ 650
ASF for Scan Jet	\$ 595	\$ 150

- 90 Day Warranty
- HP Service Guaranteed
- Technical Sales Staff



Free! Win an HP Model 110
LAP-TOP with MS-DOS
(List \$3000)



Computer Solutions

(201) 774-5322 FAX: (201) 774-1674

CIRCLE 253 ON READER CARD

**NORCO COMPUTER
SYSTEMS, INC.**

*Hewlett-Packard Quality
at a NorCo Price*

1000 • 3000 • 9000 • 250

**BUY — SELL
TRADE — LEASE**

Processors, Peripherals
and Systems

925D Bassett Road
Cleveland, OH 44145-1108

FAX 2168925507

216-892-1920

1-800-892-1920
(Outside Ohio)

CIRCLE 215 ON READER CARD

HP CAREERS NATIONWIDE

The weather may be warm but the HP market is SIZZLING with career opportunities for P/As, S/As, System Managers, PC Specialists, etc. from coast to coast. If you are contemplating a career move, make your best move now by calling your HP Specialists.

DEBBIE BLALOCK, JON DURRE
or NED POOLE
(919) 222-0490
CALL TODAY !!

Personnel Placement, Inc.

P.O. Box 1815, Burlington, NC 27216-1815

CIRCLE 219 ON READER CARD

**Sr. Programmer Analysts
\$35 to 50K**

Our established working relationship with the Hewlett Packard Corporation and several major software vendors supporting the HP platform continues to generate new opportunities for DP professionals across the nation. Participate in one of these state-of-the-art projects, and expand your 2+ years experience in one or more of the following disciplines:

POWERHOUSE	TRANACT	PROTOS
SPEEDWARE	OMNIDEX	COBOL
MM/3000	CUSTOMIZER	FORTRAN
PM/3000	HP-UX	MANMAN

Benefit from one of the finest compensation programs in the industry. Relocation assistance is also available. For more information, call CAROL



ENGLISH or SARAH TERRY at 1 (800) 444-4917. To apply, send your resume to: WESSON, TAYLOR, WELLS, Dept. P-9, P.O. Box 1587, Camden, SC 29020. EOE.

CIRCLE 229 ON READER CARD

HP CAREERS - NATIONWIDE

YOU BE THE JUDGE . . .

Has your career come to a standstill? Do you need more challenge or responsibility in your job? If so, list with the recruiter who represents the largest number of HP clients nationwide!! Due to my extensive activity and contacts in the HP industry, I have numerous opportunities to offer a qualified HP professional. Call today to see how you might improve your career path.



CALL
Diane Amos, C.P.C.

**Amos &
Associates**

633-B Chapel Hill Road
Burlington, NC 27215
(919) 222-0231
FAX: (919) 222-1214

CIRCLE 217 ON READER CARD

SOFTWARE

**SERIES 200/300 UTILITIES
VALUE-PACK™**

FILE UTILITY provides wildcards to copy, catalog, or purge *multiple files* in a *single operation*. Great for backing-up hard disks, copying floppies, and general disk management. You'll wonder how you ever lived without it!

Plus **SYSTEM MENU &
TERMINAL EMULATOR**

ALL FOR JUST \$145!

Runs on Basic 3.0 and up. Credit Cards & P.O.'s welcome. Call or write for brochure.

APPLIED MICROCOMPUTER SYSTEMS
Page Hill Road, Chocorua, NH 03817
(603) 323-8666

CIRCLE 201 ON READER CARD

**IBM ↔ HP
File Interchange**

PCLIF is a software utility which permits the transfer of files between IBM PC's, PS/2's and HP technical (LIF) computers thru the exchange of floppy disks. Using the PC for 5.25" or the PS/2 for 3.5" transfers does not require additional hardware. An internal and an external 3.5" disk drive is available to allow the PC family to perform 3.5" disk transfers.

Innovative Software Systems
14252 Culver Dr., Suite A-444
Irvine, CA 92714 (714) 249-2056

CIRCLE 213 ON READER CARD

**Oswego
Software, Inc.**

NEW!

**Series 80
to**

**QuickBASIC 4.0
TRANSLATOR**



- Runs on IBM PC, PS/2 & compatibles
- Translates Series 80 programs
- Copies Series 80 files

Call us.
312/554-3567

\$495



Oswego Software, Inc.
507 North Adams St.
Oswego, IL 60543

CIRCLE 195 ON READER CARD

VT 100/102/220

Terminal Emulation/File Transfer

- For Series 200/300
- Runs Under Basic
- Very Fast



\$395.00

30-day unconditional
money-back guarantee

SYSTEM WORKS

4318 Centennial Trail
Duluth, GA 30136
(404) 446-6098

Preferred by major
U.S. industries & educational
institutions.

CIRCLE 222 ON READER CARD

Exclusive Opportunity for HP Software Vendors

**3 Great Reasons to Advertise in HP Professional's
Product Showcase Software Section**

1. High Visibility

Only software is featured in this exclusive section.

2. Reach Buyers

Over 31,000 buying subscribers receive every issue.

3. Low Cost

Rates: 1X = \$370

6X = 340

12X = 285

Call Cynthia Leitzel at (215) 542-7008 to reserve space now!

ADVERTISERS INDEX

Reader Service Number	Page
Acuson	38
102 Adager	28-29
192 APPIC USA, Inc.	44
104 Bering Industries	33
261 Bonafide Education	74
180 Bradmark Computer Systems, Inc.	I.B. Cover
236 Brant Technology	55
107 Business Systems International	83
174 Cahners Exposition Group	81
109 Cognos	1
164 Collier-Jackson, Inc.	53
258 Comdisco	27
167 CompuTech Systems Corp.	62
158 Computer Solutions	47
198 Cumulus Technology	5
111 Data Based Systems Inc.	74
178 DTACK Systems	45
259 Duplication Technology	32
112 Dynamic Information Systems Corp.	77
113 EMC Corporation	9
244 Equinox Systems, Inc.	61
245 Equinox Systems, Inc.	63
246 Equinox Systems, Inc.	65
133 Forest Computer	75
254 Forest Computer	75
115 Herstal Automation Ltd.	89
Hewlett Packard (Business Systems/Plus)	supplement
143 Hewlett Packard Remarketing Division)	13
116 Hi-Comp International	6-7
148 Hypoint Technology	26

Reader Service Number	Page
117 IEM, Inc.	2
118 IMACS Systems Corp.	11
119 Indigo Software	90
172 Infocentre Corp.	41
171 Information Builders	73
188 Innovative Information Systems, Inc.	83
120 Innovative Software Solutions	80
121 Invitational Computer Conference	87
123 IOTECH	80
126 Martinsound Technologies	67
191 MCBA	39
232 MCG Corporation	23
149 National Instruments	88
159 Network Research	85
129 NSD, Inc.	43
255 Operations Control Systems	21
130 Orbit Software USA	69
264 Orbit Software USA	91
131 Peripherals	49
132 Personalized Software	55
125 QMS, Inc.	60
134 Quality Consultants Inc.	4
136 SOTAS International	79
179 STR Software Company	60
356 Techcom	35
262 Techni-Soft	64
155 Telamon	50-51
138 Tylmabs Corp.	I.F. Cover
165 Tylmabs Corp.	59
238 Tylmabs Corp.	14-15
139 Unified Software Systems	86
141 Unison Software	19
186 VitalSoft	71
142 Walker Richer & Quinn, Inc.	B. Cover

[CALENDAR]

[SEPTEMBER]

20-22: Expert Systems 89, the ninth annual technical conference of the British Computer Society Specialist Group on Expert Systems is being held in London at the Cumberland Hotel. For more information contact Fiona Pearson, ES89 Secretariat, Clearway Int'l., 9 Pavilion Parade, Brighton, England BN2 1RA; 0273 694079/697149.

21: NECRUG is holding its September quarterly meeting at Stouffer Valley Forge Hotel in King of Prussia, PA. Contact Scott Kaufheil, c/o RSK Consulting Inc., 10 Valley Stream Pkwy., Malvern, PA 19355; (215) 251-0736.

21: Baltimore-Washington TUG quarterly meeting. For information, call Doug Hawkland, (301) 993-5881.

25-27; 10/30 - 11/1: The Relational Institute is sponsoring a course for PC users, SQL And Relational Data "Base"ics. Three-day seminar for managers, DP/MIS personnel. Call Relational Institute, (408) 268-8821.

26: MTLRUG quarterly meeting at Dorval Airport Hilton, Canada. For more information call Mich Kabay (514) 931-6187.

27: CINMUG meeting. For information call P.G. Landwehr (513) 621-2850.

27: 1989 Government Technology Conference, Eastern Region. Empire State Plaza, Albany, NY. Contact David Cawthorn, (518) 462-1780.

[OCTOBER]

19: INRUG bimonthly meeting at HP office in Carmel, IN. For information call Dave Largent (317) 284-4461.

[NOVEMBER]

13-17: Abacus Programming Corp. is offering a hands-on course in Expert Systems and Knowledge Engineering. Course fee \$1,495. Contact Dr. Ronald Citrenbaum, (818) 795-8000.

[DECEMBER]

11-13: The Fifth Annual Access Technology 20/20 Users' Group at the Hynes Convention Center in Boston, MA. Call Karen Smith, Rosemary Walsh or Joanne Knowlton (508) 655-9191.

ADVERTISING SALES OFFICE

Leslie Ringe, Associate Publisher
(617) 861-1994

CANADA

(215) 957-1500

Helen B. Marbach, Regional Sales Manager
101 Witmer Road
Horsham, PA 19044
FAX (215) 957-1050

MID-ATLANTIC/SOUTH ATLANTIC (215) 957-1500

Cynthia Leitzel, Regional Sales Manager
Connie Mahon, Account Executive
101 Witmer Road
Horsham, PA 19044
FAX (215) 957-1050

MIDWEST & SOUTH (215) 957-1500

Peter Senft, Regional Sales Manager
Cynthia Leitzel, Senior Account Executive
Connie Mahon, Account Executive
101 Witmer Road
Horsham, PA 19044
FAX (215) 957-1050

NEW ENGLAND/INTERNATIONAL (617) 861-1994

Leslie Ringe, Regional Sales Manager
Kristi Wesslen, Account Executive
238 Bedford St., Ste. 3
Lexington, MA 02173
FAX (617) 861-7707

NORTHERN CALIFORNIA & NORTHWEST (415) 873-3368

A.G. Germano, Northwest Regional Manager
Alonna Doucette, Senior Account Executive
Judy Courtney, Account Executive
903 Sneath Ln., Ste. 220
San Bruno, CA 94066
FAX (415) 873-6608

SOUTHERN CALIFORNIA/SOUTHWEST/ COLORADO (818) 577-5970

David Beardslee, Southwest Regional Manager
Karin Altonaga, District Sales Manager
Mary Marbach, Account Executive
1010 E. Union St., Ste. 101
Pasadena, CA 91106
FAX (818) 577-0073

(215) 957-1500

Phyllis Chandler, Advertising Services Manager
Mary Browarek, Classified Ad Manager
Cathy Dodies, List Rental Manager
Jane L. Hope, List Rental Sales

HP Professional

DBG GENERAL

★ **Automatic capacity management**

DBGGENERAL monitors and changes dataset capacities automatically based on your configuration. Never worry about full datasets and changing capacities again.

★ **Single-pass structural changes**

From minor adjustments to major redesign, DBGGENERAL offers the most flexibility in database restructuring. Queue up changes or prepare a new schema, and even apply changes to multiple bases.

★ **Dynamic detail set reorganization**

You can now stop and restart DBGGENERAL's detail set reorganization, and it will pick up where it left off. No more need to reserve several hours of exclusive access -- instead, run it for short periods whenever time is available.

★ **Fast compressed tape backup**

DBGGENERAL's STORBASE module can reduce backup time from 35 - 50% and tape usage by 50% over conventional methods while retaining compatibility with transaction logging recovery.

★ **Global expert diagnostic**

Not only is this new diagnostic much faster and easier to use than anything we've ever offered, it also gives expert recommendations for solving the problems it detects - all it needs is the database name.

★ **Optimum master capacity sampler**

DBGGENERAL includes a quick, simple, shared-access method for determining the optimal capacities for the best performance of your master datasets.

★ **Dynamic broken chain repair**

Broken chains are repaired in place with no path rebuild or unload/reload. There is no quicker method for fixing these and other critical problems.

★ **Test database generation**

Stop testing programs and training users on production databases. DBGGENERAL can create small test databases with live data while keeping all relationships intact.

... and of course, 24-hour-a-day, 7-day-a-week technical support worldwide!

Houston	4265 San Felipe	Australia	(02) 484 3979	Germany	089/6088-3077
	Houston, TX 77027	Australia	(03) 874.3633	Germany	49 06722.6046
	(713) 621-2808	Belgium	(056) 41.83.99	Holland	(31) 2503-89700
	Fax (713) 621-1639	Belgium	03.237.79.06	Israel	972-03-348938
Buffalo	(716) 825-4021	Canada	(613) 448-2333	Mexico	(525) 254-3274
Cincinnati	(513) 891-7867	Denmark	(4) 2.63.22.33	Scandinavia	46 0910-364 80
Los Angeles	(213) 432-7713	France	(1) 45.88.88.30	UK	(0223) 460881



BRADMARK
Computer Systems Inc.
CIRCLE 180 ON READER CARD



Reflection® runs through more PC-to-HP networks

Choose the PC network that best fills your company's needs — *then* choose **Reflection** for flawless emulation of Hewlett-Packard, DEC, and Tektronix terminals.

When you install Reflection, your PC becomes a dynamic workstation with features far beyond terminal emulation. Features including multitasking, dependable file transfer to HP, HP-UX and VAX/VMS hosts, a programmable command language, complete keyboard remapping, and a sophisticated PC file backup and restore function.

Reflection 1 PLUS (\$349) emulates HP 700/92, 700/94 and VT102 terminals.

Reflection 1 PLUS for the Macintosh (\$299) provides HP 2392A emulation.

Reflection 3 PLUS for the Macintosh (\$399) emulates HP 2393A graphics and HP 2392A terminals.

Reflection 7 PLUS (\$449) emulates HP 2627A color graphics and Tektronix 4014.

Reflection reaches even more networks and hosts with Reflection Complements, including:

TelnetManager (\$99), adds Telnet protocol to Reflection on your PC for high-level terminal emulation to hosts on TCP/IP networks;

3270 FileExchange (\$99), for transferring files to IBM mainframes; **MNP SoftModem** (\$79), a software solution for error-free communications.

Call toll-free to order Reflection from Walker Richer & Quinn, the connectivity specialists.

REFLECTION
SERIES
SOFTWARE

800-872-2829

Walker Richer & Quinn, Inc. 

2825 Eastlake Avenue E., Seattle, WA 98102

206-324-0350 FAX 206-322-8151

CIRCLE 142 ON READER CARD

Shipping and applicable taxes are added to quoted prices. Reflection is a registered trademark of Walker Richer & Quinn, Inc. Other brand and product names are trademarks of their respective holder.