

# HP Professional

AN INDEPENDENT PUBLICATION FOR USERS OF HP COMPUTERS ■ VOL. 2 ■ NO. 2 ■ \$4.00

FEBRUARY 1988

Database  
Modeling


LAN Interconnection  
Devices

X Window, Part 2



## DESKTOP PUBLISHING

M 4.0



**FOCUS:** *Information Management*

# What lucky numbers are the perfect match for your HP 3000?



## Zentec's 8392. Available now at \$849!

The Zentec 8392 is *everything* the HP user needs and more—for less. Immediate delivery brings you a 14-inch diagonal screen, HP-compatible keyboard layout, ergonomic design, and complete compatibility with HP application software.

With features that outperform all others, the Zentec 8392 also provides ANSI X3.64 compatibility for operation with your DEC® computer as well. It's so flexible, reliable, and efficient, your cost-per-seat is noticeably lower in the multi-user environment.

Your Zentec 8392 is key selectable for both 80 and 132 columns with

standard memory of 8 pages. We back our promise with a full one-year warranty and cost-effective maintenance contracts available throughout North America and Canada through Dow Jones Service Company.

Install the Zentec 8392 and your search for the perfect match is complete.

Call 800-332-5631 (outside Calif.) or 408-727-7662 for information and the name of your nearest authorized distributor.



**ZENTEC**  
THE CUSTOM TERMINALS COMPANY

European inquiries, call our International Headquarters in the U.K. at 44-4867-80666. DEC is a registered trademark of Digital Equipment Corporation.

ENTER 111 ON READER CARD



# SIMPLIFYING THE UNIVERSE.

## HE WOULD HAVE LOVED IT.

### *Cognos software completes the HP equation*

To solve your information management needs, the Hewlett-Packard productivity equation now includes new workstations, architecture and operating systems. But an ever-expanding universe raises a critical question about portability across systems. "Is there any software that can give me a unified view across my HP systems?"

### *The answer is simple*

Cognos software completes the HP equation — now and in the future. More than 7,000 HP 3000 sites are developing business applications with PowerHouse®, our advanced application development language. PowerHouse customers already have the flexibility of running PowerHouse across the most popular HP file structures — TurboIMAGE, IMAGE, KSAM and MPE. But that's just the beginning. Soon PowerHouse will offer a unified view of all HP architectures and operating systems, including MPE, MPE-XL, MS-DOS\* and HP-UX\*.

### *A balanced equation*

Cognos continues to innovate with products like PowerHouse Architect and PowerHouse Graphics. And Cognos Information Center products — The Expert, MULTIVIEW®, and PowerPlan® — are meeting business reporting, accounting and financial planning needs.

Backed by a worldwide network of sales and technical support professionals, Cognos service and support stands second to none in the industry. At its core, stands our unique Application Development Guidelines (ADG) Seminar which outlines a proven approach to reaching PowerHouse's full productivity potential.

One language. One Solution. He would have loved it.

For more information, call toll-free 1-800-4-COGNOS. In Canada, call 1-613-738-1440. In Europe, call +44 344 486668.

# COGNOS®

ENTER 103 ON READER CARD

Cognos Corporation, 2 Corporate Place, 1-95, Peabody, Massachusetts 01960.  
Cognos, PowerHouse, MULTIVIEW and PowerPlan are registered trademarks of Cognos Incorporated.

IMAGE is a registered trademark of the Hewlett-Packard Company.

\* Available in 1988

## Missing Peace

LaserJet escape sequences can be puzzling. All those l's, 1's, O's, o's and 0's can get to look alike after a while, and the LaserJet still won't do quite what you'd like it to. Then, just when you think you've got it, somebody turns the printer off and you're back to square one.

That's why we came up with the Laser Toolkit. With a few simple menus, you create a print specification: fonts, page size, line spacing, duplexing, orientation, or other page characteristics. Then activate your creation any time you need it just by using an HP3000 file equation. What could be simpler?

Just for good measure, we've put in reduction printing: with the Laser Toolkit, you can put two or four standard line printer pages on one side of a letter-sized sheet of paper. Between reduction printing and reduced-size paper, you can cut your paper costs by 70 percent or more.

In short, if you've been puzzling over how to get the most from your Laserjets and your HP3000, the Laser Toolkit may be just your piece. Call us for a demonstration tape today!

ENTER 113 ON READER CARD



299 W. Foothill Blvd., Suite 230, Upland, CA 91786  
(714) 985-1581 (800) 858-4507 TLX 532678 OPT INC

PROTEK - London, England, 1 245 6844, TLX 263978 PROTEK  
APPIC - Epina-sur-Orge, France, 1 64 54 82 32, TLX 603409 MIGHTY  
FACER INFORMATION DESIGN - Epping, Australia, 2 484 3979, TLX 1071589



# CONTENTS

FEBRUARY 1988

VOL. 2, NO. 2

**24 FOCUS: A Method to the Madness**  
*by Mark P. Shirman*

Building an information plan.

**34 FOCUS: Six Steps to a Normalized Database**  
*by Paul Bass*

Important requirements for your DBMS.

**40 FOCUS: Connecting LANs**  
*by Tad Witkowicz*

LAN interconnection devices: their applications and advantages.

**44 FOCUS: Modeling: The Purpose of a Database**  
*by F. Alfredo Rego*

A special case of a very general and unwholesome condition.

**48 Database Languages**  
*by David Goldstein*

Sophisticated languages for manipulating large amounts of data.

**58 X Window**  
*by Ken Fullett*

Much more than just a windowing system, Part 2.

**66 Information Performance**  
*by Kathy McKittrick*

Data: a necessary evil or a corporate asset?

COLUMNS

**DESKTOP PUBLISHING: The Latest Word**  
*by Ashley Grayson and Carolyn Meskell*  
It's better than ever .....76

DEPARTMENTS

**Editorial** ..... 8  
**Letters** ..... 12  
**News & Trends** ..... 16  
**Industry Watch** ..... 20  
**New Products** ..... 22  
**Product Showcase** ..... 93  
**Calendar** ..... 96  
**Advertisers Index** ..... 96



X: Ken Fullett takes a closer look at X Window in Part 2 of his series . . . 58

**On The Cover:**

This month's cover illustration is the work of Michael Schroeder, Reading, PA.



## How closely is your finance department tied to your MIS group?

**M**ULTIVIEW® financial software breaks the bonds. That's good news for both departments. Finance can create its own reports and MIS can get on to new challenges.

Financial managers become more responsive, free to provide the strategic analysis and plans that management needs.

With just a few hours training, managers can use MULTIVIEW to produce insightful reports based on your company's past, present or future projections.

You can create scenarios. Change organization structure and see the impact. Adapt to new tax rules. Accommodate changes and reorganization without causing backlogs in accounting and MIS. The list is endless. So are the benefits.

MULTIVIEW GL, AP and AR are easy to learn, and fast to implement. You can be up and running in a couple of weeks.

Find out exactly how MULTIVIEW will help you. Call 1-800-4-COGNOS right now and we'll send you a complimentary copy of *In Search of Profit*. It's a 40-page book that will show you how true financial management software can help you meet your goals — and revise them upwards!

**Multiview®**  
Financial Software

---

**COGNOS**

Cognos has 39 offices worldwide. For information on MULTIVIEW or the location of the offices nearest you, contact: Cognos Incorporated, 3755 Riverside Drive, P.O. Box 9707, Ottawa, Ontario, Canada K1G 3Z4 (613) 738-1440

The Cognos logo and MULTIVIEW are registered trademarks of Cognos Incorporated.

# HP Professional

**Publisher:** Carl B. Marbach  
**Editorial Director:** R.D. Mallery

### Editorial

**MANAGING EDITOR** Lonni Wright  
**COPY EDITOR** Karen Detwiler  
**EDITORIAL ASSISTANT** Randi Koenig  
**CONTRIBUTING EDITORS** Lisa Burns Hartman, Don Person  
**CONTRIBUTORS** Paul Bass, Ken Fullett, David Goldstein, Ashley Grayson, Kathy McKittrick, Carolyn Meskell, F. Alfredo Rego, Mark P. Shirman, Tad Witkowitz

### Design

**DESIGN/PRODUCTION DIRECTOR**  
Leslie A. Caruso  
**DESIGN/PRODUCTION ASSOC.** Ruth Ann Leiby  
**ART/PRODUCTION ASSOC.** Timothy M. Kraft  
**ART ASSISTANT** Sue Ann Rainey  
**PRODUCTION ARTIST** Richard Kortz  
**TRAFFIC/PRODUCTION ASST.** Joann Corvino  
**TYPESETTING (EDITORIAL)** MaryEllen Springer  
**TYPESETTING (MARKETING)** Diana Pohl

### Circulation & Administration

**VICE PRESIDENT** Peg Leiby  
**DIRECTOR OF MARKETING** Mary Wardlaw  
**CIRCULATION FULFILLMENT**  
Ruth Henderson, Claire Hollister, Margie Pitrone, Donna Schmidt  
**ACCOUNTING** Andrea Beneke, Kim Slackway

### MIS

**MANAGER** John F. McGlinchey  
**STAFF** Bonnie Auclair, Kevin Kennelly, Ruth Mermelstein, Rebecca Schaeffer

### PROFESSIONAL PRESS, INC.


For information on how to contact your sales representative, see page 96. Editorial, advertising sales and executive offices at 921 Bethlehem Pike, Spring House, PA 19477 ■ (215) 542-7008  
TWX 910 333 9522 ■ Easylink 62805174  
FAX (215) 628-2845

HP PROFESSIONAL ISSN 0986145X is published monthly by Professional Press, Inc., 921 Bethlehem Pike, Spring House PA 19477. Subscriptions are complimentary for qualified U.S. and Canadian sites. Single copy price, including postage, \$4. One year subscription rate \$30 U.S. and Canada; \$60 foreign. All orders must be prepaid. Second Class postage paid at North Wales, PA, and additional mailing offices. POSTMASTER: Send all correspondence and address changes to HP PROFESSIONAL, P.O. Box 445, Spring House, PA 19477. COPYRIGHT © 1988 by Professional Press, Inc. All rights reserved. No part of this publication may be reproduced in any form without written permission from the publisher. All submitted manuscripts, photographs and/or art work are sent to Professional Press, Inc. at the sole risk of the sender. Neither Professional Press, Inc. nor HP PROFESSIONAL magazine are responsible for any loss or damage. This magazine is not sponsored, endorsed or approved by or connected in any way with Hewlett-Packard Corporation. "HP" is a registered trademark of Hewlett-Packard Corporation. Hewlett-Packard is the owner of the trademark and is the source of all "HP" products.

**VBPA**

ENTER 287 ON READER CARD

# DON'T STORE IN A COOL, DRY PLACE



If this is where you keep your database maintenance utility, you've got the wrong one. IMAGE and TurboIMAGE database maintenance means more than capacity changes—it requires regular analysis and tuning to maintain optimum performance and avoid problems.

Unlike other utilities, DBGENERAL contains a complete set of diagnostics which pinpoint elusive performance problems and detect technical breakdowns such as broken chains before your users do. And it repairs them. The diagnostics run in shared access mode, so they peacefully go about their job while your users go about theirs. At this very moment, DBGENERAL is gathering information about thousands of databases while other utilities are gathering dust.

Besides these diagnostics and repair functions, DBGENERAL contains features for creating test databases from production bases while providing maximum flexibility and assuring that all the correct linkages are maintained.

Of course, DBGENERAL changes capacities, but with a twist: it automatically monitors capacities and changes them when necessary so you don't have to do it manually. And DBGENERAL performs all conceivable structural changes—in a single pass.

So be kind to your databases and to yourself: keep DBGENERAL on the job—not on the shelf.



**BRADMARK**  
Computer Systems Inc.

Buffalo (716) 689-6882  
Cincinnati (513) 891-7867  
Houston (713) 621-2808  
Los Angeles (213) 432-7713  
New York (718) 398-1352


Australia 61 (2) 868-1877  
Belgium 32 (56) 41-83-99  
Canada (613) 448-2333  
France 33 (1) 4588-8830  
Germany 49 (89) 6088-3077

Holland 31 (30) 52-1114  
Israel 972 (3) 413-762  
Mexico 52 (5) 254-3274  
Scandinavia 46 (9) 910-364-80  
UK 44 (22) 346-0881

ENTER 234 ON READER CARD

# Spectrum in sight?

Adager began shipping Spectrum-compatible software in August 1987. This new version of Adager works on ANY HP3000 computer running IMAGE/3000 or TurboIMAGE under MPE or MPE-XL.



**The Adapter/Manager for IMAGE/3000 Databases**



# Be sure to have Adager on site.

The only difference is performance: Adager really flies on Spectrum!  
For example, the BARUG Shootout Benchmark (which Adager runs in 2 hours 29 minutes on a Series 42) takes 46 minutes on a Series 930.

Apartado 248    Antigua, GUATEMALA    Telephone +502 324333    Telex 5460 Adager GU

# X Window Is *It*

---

A good operating system/user interface is like the proverbial Cheshire Cat. As it ages, everything slowly disappears except the smile.

UNIX has a lot of ground to cover in this area. A UNIX sysgen is like a time warp back into the early '70s. The shell level commands are like a first-generation line editor.


Fortunately, many of the issues are fixable. Systems can be shipped with the system pre-installed. (But what do you do with the next release?) There are other user interfaces that are more MAC-like, and X Window is coming to save us all.

The visionaries among us foresee a day when the platform and the operating system are truly irrelevant. By the time we get to 80586s, 68050s and the next generation of Precision Architecture, perhaps that will be true. After all (and this is an old IBM truism), the worst junk in the world will run beautifully if you can put it on a fast enough platform.

The world rapidly is converging on a true standard user interface. X Window, with all its embellishments, is it for the next decade (DEC even has it in VMS V5). If you don't know anything about X, take it from me, it's time.

A minor projection: By 1990, the asynchronous terminal of today will be GONE. Replacing it will be the X Window "server." This is a "terminal" with enough smarts to seem like a workstation to the network. Remember the adage: The network *is* the computer.

A handwritten signature in black ink, appearing to be 'RD Mills', with a long, sweeping underline.



If poor performance and insufficient disk capacity have got your HP 3000 bogged down, try a bird of a different feather — EMC's Falcon Disk Subsystems. High speed Falcon subsystems make HP 3000 systems fly while saving you more than just chicken feed!

With state-of-the-art Winchester technology and EMC's proprietary caching algorithm, Falcon disk subsystems really get your system performance off the ground. Featuring four megabytes of controller cache, the Falcon soars through even the worst I/O bottlenecks.

Every situation is different. No one has the same storage requirements, so now there is a whole family of Falcons to choose from. Pick the capacity to fit your needs. You can even configure up to 5.34 gigabytes in a single cabinet.

#### The Falcon Family

*Falcon 400 ~ 406 megabytes*

*Falcon 600 ~ 625 megabytes*

*Falcon 800 ~ 890 megabytes*

*Falcon 1200 ~ 1.25 gigabytes*



Sealed Winchester technology makes high maintenance costs a thing of the past. In some cases, you can even buy or lease a Falcon for what you are now spending just to maintain and operate your older drives. And a 50,000 hour Mean Time Between Failure rating makes the Falcon the most reliable subsystem in its field.

To further assure reliability, every Falcon is fully compatible with HP's sophisticated fault isolation diagnostics. EMC's network of Sales and Service locations worldwide provides on-the-spot service.

Falcon Series disk subsystems are available today. Don't let another one pass *you* by, join the thousands of satisfied HP 3000 users who already have a Falcon up and flying.

For more information, contact your local EMC sales representative or call:

**1-800-222-EMC2 Ext. 2290**  
(In Mass., 617-435-1000)




#### The System Enhancement Company.

HP is a registered trademark of Hewlett-Packard, Inc.  
Falcon is a trademark of EMC Corporation.

ENTER 102 ON READER CARD

Who stands  
behind their  
HP compatible  
with a five  
year warranty  
and a free  
trial offer?



# Cumulus.



The reason we can afford to send you an HP® compatible terminal for a free trial\* is this: You won't want to send it back.

Why?

Because the strongest sales tools we have are *your* eyes. Just set the *Cumulus HCT* next to an HP 2392A, 2394A or 700/9x and prepare yourself for a contrast that's startling.

What you'll see is leadership in every key issue of display quality. A display area 80% larger than an HP. The fastest refresh rate to eliminate flicker and shimmer. And highest-density character quality to achieve far superior legibility.

The result is the clearest image of *any* terminal in its class. Period.

What's more, our advanced terminal technology and industrial design enable us to offer the first five year warranty in the history of terminals. And best of all, the *HCT* costs only \$795.

For product literature, or to find out how you can take advantage of our free trial offer, call the Cumulus Hotline today.

## *Trial Offer Hotline:*

1-800-952-6300 Dept. U21

Inside CA

1-800-423-4440 Dept. U21

ENTER 153 ON READER CARD

1007 Elwell Court  
Palo Alto, California 94303  
(415) 960-1200

\* Subject to availability. For qualified buyers only.  
HP is a registered trademark of Hewlett Packard Corp.



## LETTERS

### ONE MORE FOR LOGO

As an educator who has been involved in computer education for many years, I was appalled by Cliff Lazar's article, "Computer Fraud Upon Our Children" (September 1987, p. 82). Mr. Lazar so misrepresents LOGO in particular and computer education in general that I feel compelled to respond at length.

Mr. Lazar contends that children are expected to produce perfect LOGO designs in a lock-step manner. In this, he totally misses the point of LOGO instruction. In the LOGO classroom, children are encouraged to explore and discover. There is no "right" or "wrong" way to complete an activity. "Bugs" are seen as opportunities to learn; debugging is an important part of the learning experience.

LOGO was never intended to be a painting or drafting program. Its purpose is not to produce "great art." It is highly inappropriate to compare LOGO to such tools.

As to the LOGO interface, the newest version of LOGO, called LogoWriter, has reduced the amount of typing, allowing the child to scroll back through already typed commands, edit and run them. Further, most versions of LOGO interface with the joystick port allowing them to become immersed in engineering and science activities in their classrooms.

More important, however, LOGO is not about hardware, but about thinking. It is a microworld in which a child can explore ideas, can be empowered to control the computer rather than be controlled by it. I fully agree that all of today's children should learn to use the computer as a tool in every area of their lives. They need to understand the technology that will be an integral part of their world.

However, I have seen children of all

Address letters to the editor to the *HP PROFESSIONAL* magazine, P.O. Box 445, Spring House, PA 19477-0445. Letters should include the writer's full name, address and daytime telephone number. Letters may be edited for purposes of clarity or space.

ages make LOGO one of their tools. I have seen children develop better problem-solving skills as they worked with LOGO. I have seen children grow in understanding of the tremendous effort that goes into producing a powerful piece of software as they write their own simple programs. These children certainly have a good basis from which to critique the Star Wars system.

Mr. Lazar's argument that students should be taught BASIC rather than LOGO seems strange in light of his contention that students should be taught up-to-date skills. BASIC is an old language; LOGO is much newer. BASIC was designed for college students; LOGO is a general-purpose language that is accessible to children. Writing structured code in BASIC requires heroic effort; writing structured code in LOGO is natural.

Clearly, Mr. Lazar has not done much programming in LOGO or he would understand that LOGO is a flexible language, allowing the development of control structures and data structures tailored to the need of the programmer. LOGO is, after all, a child of Lisp, the

language used in much artificial intelligence research.

As a computer science teacher who began with FORTRAN, moved through BASIC to PASCAL and then LOGO, I am convinced that LOGO offers the young child an opportunity to explore his own thinking and the older student opportunities to better understand computers and computing. For the advanced student, LOGO offers powerful list-processing capabilities unavailable in either BASIC or PASCAL. Students who learn LOGO first have a much better understanding of the procedural nature of PASCAL (or any other procedural language) than those who know only BASIC.


Certainly, there are teachers in our schools who teach LOGO badly. Perhaps the situation is worse in computer education because the computer in the classroom is a relatively new phenomena. However, rather than write articles defaming computer education, I would rather see Mr. Lazar encouraging his school board to provide good teacher training in the area of computer education in general and for the LOGO teachers in his school district.

And, for those readers who want to understand what LOGO is all about, I suggest reading *MindStorms: Children, Computers, and Powerful Ideas* by Seymour Papert. In it, Papert, often called the "father of LOGO," explains the philosophy behind LOGO and his vision of a future in which computers are an integral part of our culture. A more recent book by Sylvia Wier, *Cultivating Minds, a LOGO Casebook*, addresses both theoretical and practical issues surrounding the use of LOGO.

**Sharon Burrowes, Ph.D**  
**LOGO Computer Systems Inc.**  
**New York, NY**

*Continued.*

# Built simply for PowerHouse.



## Introducing DataExpressPH, the powerful workstation addition.



**FOUNDATION:** Build upon your investment in PowerHouse®. DataExpressPH links end users with Qschemacs, QDDR dictionaries and PowerHouse subfiles to extract HP 3000 data, to compute, reformat, report and download data to PC applications.



**STRUCTURE:** DataExpressPH is structured to increase the end user productivity in your company immediately. Its use of PC-like terminology and processes provide familiarity for the end user.

DataExpressPH has a controlled interface to IMAGE™ databases, KSAM, MPE, PowerHouse dictionaries and PowerHouse subfiles. With the use of Reflection™, it can completely automate the PC download.



**BUILDING:** This extract-only program anticipates your changing system requirements. DataExpressPH is completely compatible with other members of the highly successful DataExpress product family. This compatibility

provides over twenty different product feature levels and options to build with as your needs grow.

In short, DataExpressPH's simple yet powerful information center solution meets your needs and budget today while leaving a clear path to solving virtually any HP 3000 data interchange needs you might have in the future.

So, if you want to increase the return on your investment in PowerHouse, add DataExpressPH and let its easy-to-use approach build your information center solution.

## DATAEXPRESSPH™



IMACS SYSTEMS CORPORATION  
4676 Admiralty Way, Suite 516  
Marina Del Rey, CA 90292  
(213) 823-4577

IMX SYSTEMS CORPORATION  
London, England  
(010) 541-0242  
Telex 51-944017

Calgary, Canada  
(403) 259-2478  
Telex 03-827973

IMX International Rotterdam  
The Netherlands  
(010) 412-3642

## THANKS FOR AI

Please accept my deepest gratitude for publishing the article, "AI: Myth and Reality," written by Robert Stanley (November 1987). I enjoyed reading that immensely. The article was put together very well, and it was very informative. I want to use this opportunity to congratulate the *HP PROFESSIONAL* editors for a job well done and an excellent magazine.

**Sohrab Jaber**  
Springfield, VA

## AN INTEGRAL WORKSTATION

In the October issue of *HP PROFESSIONAL*, Jay Martin Anderson of Tylabs Corporation describes an HP/Macintosh workstation. I would like to bring to the attention of your readers an alternative solution that has been overlooked. A solution, moreover, that remains within the HP fold. This solution is to replace the Macintosh with an HP Integral personal computer.

For those not familiar with the Integral, it is a fully transportable, all-in-one-box (keyboard, screen, 3.5-inch disc drive and Thinkjet printer) UNIX computer, upwardly source-code compatible with the HP 9000 Series. The rudiments of UNIX come standard in ROM, and the complete UNIX development system is available on a 2.1-MB plug-in ROM board for about \$1,100. Besides being expressly designed as an inexpensive engineering workstation (e.g., a 68000 microprocessor with a graphics coprocessor chip), the Integral has all the qualities cited in the article in favor of the Macintosh.

I will concede that the Integral does not have the 68020 or math coprocessor (hence speed) of the Mac II nor its color capabilities, but I believe the Integral is about half the price of the Mac II. The only advantage the original Mac may have over the Integral is in some of the software such as *MacPaint*. However, considering the similar architectures of the Mac and the Integral, I don't see why there should be any difficulty developing analogous versions for the

Integral. These could be inserted into ROM, if desired.

In conclusion, I would just like to reiterate that in addition to being a standalone workstation and an introduction to the more powerful members of the HP 9000 Series, the Integral would be ideally suited for interfacing with the 3000 Series as described in the article, especially since HP already provides some software to effect 3000-to-9000 conversions. The major drawback is that the Integral has never really gotten the publicity it deserves nor are there many users. However, I hope this letter has made readers aware of some of the features of the Integral which could increase the user base and inspire further software development. Maybe we'll even see a feature article on the Integral in an upcoming issue of *HP PROFESSIONAL*.

**Alan Goldsmith**  
Brooklyn, NY

## T&M SERVICE

Readers of J. Michael Mason's opinion piece, "HP, What Are You Afraid Of?", in your November 1987 issue should be aware of a few facts regarding both the modifications of HP's Time and Materials (T&M) service and Mr. Mason's company that were conspicuous by their absence.

HP's decision to offer a next-day instead of a four-hour response uplift for T&M service was made for customer-related business reasons. Because HP's field service organization is staffed based on known commitments for warranty and contractual services, it became increasingly difficult to guarantee a reasonably priced four-hour response when requested on a T&M basis. Conversion of the four-hour uplift to a next-day uplift has allowed us to better meet response-time commitments for both contractual and T&M customers, and more realistically set customer expectations for when T&M services will be available.

To say that HP made T&M changes without notice, as Mr. Mason did, is inaccurate. I sent a letter dated August 1, 1987, explaining the changes to all T&M customers who had directly ordered a

four-hour uplift from HP during the preceding 12 months.

The November opinion piece contained other inflammatory comments aimed at arousing fear and suspicion. HP frequently makes changes in its support programs to improve customer satisfaction by more clearly setting expectations, by addressing changing needs, by simplifying administrative procedures, etc. Successful companies in dynamic markets must continually improve their offering to remain competitive. Such changes are most appropriately viewed as a positive attribute in sustaining long-term relationships.

Regarding certificates of maintainability, it is important that HP equipment users understand the purpose of the Certificate. The Certificate makes clear that HP will continue to support designated equipment that has been maintained under an HP support agreement when it is moved to a new location. The Certificate does not insulate purchasers of used systems from the cost of repairing a system that does not work.

Readers of the article also should be aware that, although Mr. Mason's "opinion" refers to a pending federal antitrust suit against HP in California, nowhere was it mentioned that his company, HyPoint Technology, Inc., which acts essentially as an independent service-insurance broker, filed a similar lawsuit against HP in Ohio. His firm, in fact, is represented by the same attorney involved in the California suit. HyPoint's suit, which we feel is totally without merit, is still pending.

I am confident that HP equipment users will see beyond the efforts of a third party to create uncertainty by distorting the facts for its own purposes. We are proud of the range of support services available from HP and want our customers to know that the goal of HP's support organization always will be to improve those services to better meet customer needs.

**Roger Costa**  
General Manager,  
Product Support Division  
Hewlett-Packard  
Mountain View, CA



*Three years ago, we cut your backup in half.  
Now we can make your operator disappear.*



**H**ocus-pocus. That's what some folks said when we told them BackPack™ could cut the time and tape required for HP 3000 system backup in half. Of course, now that it's done just that at HP sites from here to Hong Kong, most of the doubting Thomases have become loyal fans.

Now we've got something else up our sleeve. It's The Amazing Unattended Backup Solution. At the end of the day, you run BackPack and start your store. Then you turn out the lights and go home. BackPack stores your data in compressed format to a disc file, then resets all store bits. Next morning, you copy the stored data to tape in background mode, while users run their applications as usual.

For an unattended full dump, you need one-third of your total disc space free. If you've got less space available, you can probably still do daily backups unattended and full dumps partly unattended.

Just a little more backup magic . . . from the company with a sixth sense about system performance.

**BackPack. From Tymlabs.**



Tymlabs Corporation • 811 Barton Springs Road • Austin, Texas 78704, U.S.A. • 512.478.0611 • Telex 755.820 •  
Wick Hill Associates Limited • 42A-44 High Street • Egham, Surrey, England TW20 9DP • 0784.36441 • Telex 268 764 WHAUK G  
Tymlabs-APPIC • 59, Rue du Faubourg Poissonnière • 75009 Paris, France • 1.45.23.41.11 • Telex 643013F  
Megatec Pty., Ltd. • 2 Brunswick Road • Mitcham 3132 Victoria, Australia • 03 874.3633 • Telex 152592

**ENTER 109 ON READER CARD**

## DeskJet Provides Laser-Quality Output For Under \$1,000

*Based On Third-Generation InkJet Technology*

**E**arlier this month, HP announced its HP DeskJet printer, a personal printer with laser-quality output for less than \$1,000.

The HP DeskJet printer (\$995) is designed for professionals, owners and managers of small companies, or departments of larger firms. It's aimed at users of low-priced impact dot matrix printers who would like to trade up to laser-quality text and graphics for typical office applications.

HP believes the DeskJet will create a new category in the personal printer market by addressing the unsatisfied needs in the impact dot matrix market, similar to what the HP LaserJet printer family has done in the daisywheel market.

HP DeskJet printer applications include a wide range of word processing and personal productivity tasks for individual printing needs, such as corres-

pondence, memos, reports, spreadsheets and business graphics.

The HP DeskJet printer prints 300-dpi, high-resolution text in multiple fonts and full-page graphics. It uses all common office paper and also handles merged text-and-graphics output from numerous pop-


ular application packages.

The new DeskJet prints text at speeds of 120 characters per second (cps) or approximately two pages per minute for laser-quality text and 240 cps for draft quality. The printer has a 16-KB buffer.

Multiple fonts are available in a wide variety of typefaces, sizes and styles via 12 font cartridges (four or more fonts per cartridge) and one soft or downloadable font with universal character sets (e.g., IBM-8, HP-Roman-8, ISO-7).

The printer employs HP's PCL printer language, making it compatible with most HP LaserJet printer-support software packages. Additional HP DeskJet printer features are supported through HP DeskJet printer drivers available in more than 60 software packages at the time of introduction.

The HP DeskJet printer works with a variety of HP, IBM and IBM-compatible computers and comes standard with Centronics parallel and RS-232C serial interfaces.



*HP's new DeskJet printer offers laser-quality output for under \$1,000.*

## HP-UX 6.0 Provides Discless Computing, NFS 3.0 Support

*AT&T's UNIX System V Implemented For HP 9000 Series 300*

**H**ewlett-Packard recently announced HP-UX 6.0, the latest release of its implementation of AT&T's UNIX System V operating system that runs on all members of the HP 9000 Series 300 family of engineering workstations.

HP-UX 6.0 expands HP's commitment to distributed computing and industry standards by supplying discless computing capabilities and support for both the Network File System (NFS) Release 3.0 and VME interface cards.

The discless capabilities of HP-UX 6.0 are transparently integrated with the kernel, making it look to discless users as if they're running on a multiuser machine with the power of a high-performance workstation.

The high level of integration enables HP-UX 6.0 to pass the AT&T System V Verification Suite (SVVS) in both discless and non-discless operation. This ensures a high degree of applications portability to and from other System V Interface Definition (SVID) compliant machines.

HP is able to offer customers consistently high levels of performance when running discless because the HP-UX discless-computing capability was designed from the ground up rather than as


an add-on. In most cases, the disc server also can be used as a workstation with little performance penalty, yielding a price advantage over competitors' dedicated-server configurations. All of these benefits are delivered using industry-standard IEEE 802.3 networking.

A built-in dynamic-reconfiguration capability allows nodes to asynchronously join or leave a discless cluster. The system is designed to recover from transient local area network (LAN) cable breaks, adding another dimension to its fault tolerance.

HP has added support for NFS 3.0 to complement its existing distributed-computing capabilities, giving users a de facto standard method of transparently sharing files within a heterogeneous network of machines, something that's important in multivendor, distributed environments.

Support has been added to HP-UX 6.0 for its new VME expander. Customers now have access to several thousand third-party VME interface cards in addition to the standard HP offerings.

Compatibility with former versions of HP-UX was one of the design goals of HP-UX 6.0. The first Series 300 engineering workstations were introduced in 1985, running HP-UX 5.0. Since then, several generations of new hardware and



### New Disc Drive Offers Flexible Capacities, Rugged Design

*Designed For Industrial, OA, Scientific Environments*

**H**ewlett-Packard recently announced a new data-storage subsystem for HP personal computers, engineering workstations and low-end technical systems.

Designed for industrial, office automation and scientific environments, the HP 9153C (\$1,980 — \$3,640) is a reliable, rugged desktop disc drive available in four capacities.

Three of its capacities (10-, 20- and 40-MB) are available standard from the factory. The fourth capacity (30-MB) is achieved when a user, who initially purchases a 10-MB version, orders the HP 9153M 20-MB add-on mechanism to the original package. The HP 9153M also can be placed in the 20-MB model.

All three basic hard-disc capacities can be purchased with an integrated 2-MB (1.42-MB formatted), 3½-inch floppy disc drive. This floppy is twice the capacity found in previous HP models, but is available at the same price.

software have been introduced. Object code compiled on all previous versions of HP-UX will run on all members of the Series 300 family running HP-UX 6.0.

A two-user license-to-use HP-UX 6.0, NFS and ARPA/Berkeley Networking Services are shipped with all

Series 300 workstation bundles at no charge. Media and manuals are available for \$450. Upgrades for 16 and 32 users are available. Customers with existing Series 300 workstations who aren't on support services and wish to run HP-UX 6.0 may purchase an upgrade.

## New Software Manages HP 3000, PC Integration

*Business System Plus, Cooperative  
Services Tool Available Now*

**H**ewlett-Packard recently introduced HP Business System Plus Software, which combines key office-systems applications to integrate personal computers and HP 3000 business computers into a single, centrally managed system.

Concurrently, the company introduced the HP Cooperative Services development tool for creating cooperative-processing applications that enable personal computers and HP 3000 business computers to process information jointly across a network.

The HP Business System Plus software (\$29,220 — \$65,570) incorporates new utilities that enable HP's PC and workgroup software applications to be centrally downloaded and managed from the HP 3000. Workgroup software provides services such as electronic mail and access to minicomputer databases to all network users.

The HP Business System Plus software is designed to incorporate the recently introduced HP NewWave application environment when it becomes available in the second half of 1988.

It comes on a single HP 3000 tape and includes the HP


DeskManager for host-based communications, HP Information Access to simplify data retrieval from the HP 3000 database, HP Resource Sharing to take advantage of all network peripherals, and the HP Vectra Office Professional Pack for PC applications such as spreadsheets, word processing, graphics and PC-based communications.

A companion product, the HP Business System 3000 minicomputer (\$39,260), includes an HP MICRO 3000 computer configured with an HP StarLAN network.

The Cooperative Services development tool (\$2,700 — \$8,700) simplifies the creation of new application types that share processing across the network.

For example, HP Cooperative Services software could be used to create a sales application that spans both PCs and an HP 3000. Product pricing and specifications could reside on a portable or desktop PC, and frequently changing data, such as inventory levels, could be stored centrally on the HP 3000.

Another benefit of this approach is that data processing applications can take advantage of the many features inherent in PC environments, including the recently introduced HP NewWave applications environment and MS Windows user interface.



## Falcon Series For Spectrum

*EMC Makes 'Significant Investment'*

**E**MC Corporation's Falcon Series Disk Subsystems now are fully compatible with Spectrum, Hewlett-Packard's new RISC architecture machines. EMC is the first independent manufacturer to develop hardware for the Spectrum class machines and to compete with HP in this marketplace.

According to Joseph Gately, senior product manager for EMC's HP Group, a firmware change on the Falcon's controller was all that was necessary in order to insure compatibility with the RISC-based machine. "By introducing the first compatible products for Spectrum, EMC has made a significant investment in the success of the new series," said Gately.

"HP 3000 users are moving to the bigger, faster Spectrum machines. To meet the increasing user demand on their computer resources, these sites will need the higher performance and greater storage capacity provided by the Falcon subsystems. Falcons offer a substantial performance increase over older removable drives like the HP 7933."

In addition to providing savings of 10 percent to 30 percent over comparable HP offerings, the Falcon Series offers four different capacities to choose from. Falcon 400 has 406 MB of storage, Falcon 600 offers 625 MB, Falcon 800 has 890 MB, and Falcon 1200 provides users with 1.25 GB of mass storage capacity.

# HP PLD Design System Automates Complex Design Activities

Part Of HP DesignCenter

**H**ewlett-Packard recently introduced its HP PLD Design System, a development system that automatically fits complex designs into programmable devices (PLDs) and, if necessary, partitions designs into multiple devices.

The HP PLD Design System (\$8,000 — \$14,500) enables engineers to focus on design rather than device selection using features such as graphical, interactive user interface; multiple-design editors and debuggers, including waveform entry; device-independent PLD design with automatic-design partitioning; comprehensive PLD library and automatic test generation.


As part of the HP DesignCenter, this system is available on the full range of HP 9000 Series 300 workstations.

The HP DesignCenter includes a broad line of product development tools for electronic, software and mechanical design, manufacturing and test. These tools, running on a range of industry-standard HP computers, can flexibly fit into multivendor CAE/CAD strategies and coexist with installed computing environments.

Unlike other systems that use batch programs requiring familiarity with system and language syntax, the HP PLD Design System

features an interactive user interface with easily understood icons and pop-up menus. Engineers use the interface for all phases of development to shorten design cycles: capture, verification, automatic device selection and partitioning, fuse map generation, test vector generation, device programming and documentation.

Without considering the target device, engineers enter designs with schematic symbols, graphical state diagrams, truth tables, waveforms or Boolean equations. Designs also can be captured with the HP Electronic Design System and trans-



*The HP PLD Design System allows engineers to focus on design rather than device selection.*

ferred to the HP PLD Design System. PLD debuggers specific to each design entry method are tightly integrated to quickly verify PLD designs at the same level of abstraction.

The HP PLD Design

System supports hierarchical design, a concept used in general CAE, to allow complex PLD designs to be split into subdesigns or blocks. Each block can be described according to the most appropriate design method, so a design team could describe a PLD using a mixture of schematic, state diagram or waveform entry.

Once designed and verified, the blocks can be interconnected and the entire circuit simulated. Engineers also automatically can generate HILO-3 (GenRad, Inc.) models of designs and transfer the models to the HP Electronic Design System for more thorough simulation of printed-circuit board designs containing PLDs.

The HP PLD Design System converts described circuits into low-level Boolean equations of equivalent logic, and automatically minimizes the logic. ■

## Kelly, Wick Hill Sign Distribution Agreement

*XL/3000 RAMDISC  
Forces Company Expansion*

**K**elly Computer Systems (Mountain View, CA) recently signed a distribution agreement with Wick Hill Associates, Ltd. (Egham, Surrey, United Kingdom).

Wick Hill, a well-known distributor of software products to HP users in both the U.K. and Scandinavian markets, will carry the entire Kelly product line including the XL/3000 RAMDISC announced last September at Interex.

The XL/3000 hard disc drive greatly enhances the traditional performance level of almost any HP 3000 system.

This agreement represents an important step in the corporate growth of Kelly and will provide Kelly users supported by Wick Hill with the same level of support and service that U.S. users receive.

**INDUSTRY  
WATCH**

**HP PRO Staff**

# Singapore Operation To Focus On Networking

A facility that will focus on designing and marketing HP

AdvanceNet networking software products has been established in Singapore. The research and development center, the HP Singapore Networks Operation, is the first such R&D center for HP in the Asia-Pacific region.

"HP has major networking operations in the United States and Europe designing and marketing HP AdvanceNet solutions," said Willem P. Roelandts, general manager of HP's Information Networks Group.

"Our new R&D center in Singapore will help us expand our offerings in an area of critical importance to computer users."

AdvanceNet products provide integrated, multivendor-networking solutions for business-office, engineering, manufacturing and company-wide communications needs. It unites two data processing methods: HP's local interactive access to processing and IBM's centralized batch processing.

The HP AdvanceNet strategy interfaces HP equipment with IBM and IBM plug-compatible products for both System Network Architecture (SNA) and bisync environments.

"Computer networking has risen to the top of the priority list for most companies because they now realize they have created 'islands of automation' by using computers. They've also discovered the way to increase their productivity and competitiveness is to connect these islands," said Roelandts.

"By establishing the Singapore Networks Operation, HP will address this need as well as capitalize on Singa-



pore's position in the Asia-Pacific region, its competitive advantage as a total business center and its quality personnel."

## Key Responsibilities

The Singapore Networks Operation will have two key responsibilities. First, it will develop software to help manage complex multivendor-computer networks within a building or between buildings or cities.

These will be marketed and supported by HP's worldwide sales and support organization and complement HP's other international networking efforts.

Also, it will develop products targeted for the Asia-Pacific region. Because of the center's location, HP will be able to funnel information on the specific needs of the Pacific Rim region for other products into HP's development laboratories in the U.S. and Europe.

The operation, scheduled to begin product-development efforts immediately, will recruit specialists in information-network technology.

Dominic P. Orr, former HP regional networks manager who set up HP's network consulting and support

activities in the Asia-Pacific region, will head up the new center.

Initial training for the majority of the center's employees will take place in the U.S. and Europe. In addition to taking formal classes, they will take part in projects in HP's U.S. and European laboratories.

## Communication Networks '88

At the Communication Networks Conference and Exposition (CN' 88), an annual telecommunications conference held in Washington, D.C., January 25-28, HP demonstrated AdvanceNet product offerings.

Demonstrations included industry-standard HP StarLAN and HP StarLAN 10 LANs in integrating office PCs with minicomputers; multivendor communications among HP, DEC and Sun Microsystems Inc. computer systems; a simulated manufacturing process that incorporates MAP 2.1; and a network-control center for HP's industry-standard X.25 wide-area network.

HP also demonstrated network-management capabilities for LANs and wide-area networks. ■

Now available under UNIX<sup>®</sup> on 800 Series HP-PA Systems



## History's greatest collection systems don't work on the shop floor.

### But CAPTURE does.

If Noah thought he had a tough collection job, he should try gathering data in a factory. He'd find all kinds of unmated devices generating or collecting data for limited uses.

CAPTURE removes the limitations. It's the ultimate software tool for real-time collection and distribution of data in a factory environment.

CAPTURE works with the devices you already have. Such as bar code readers, RF terminals, laser scanners, scale concentrators, and employee badges. Or the engineering department's home-grown gadget.

Use the collected data for any purpose you desire. You can modify the data, produce bar code labels, display full-color charts and graphs, or share data with

existing computer systems.

So CAPTURE can be your first step to a total CIM solution. In fact, the system works in any manufacturing environment for virtually any application: Process control. Quality control. Machine control. MRP. Job costing. Warehousing. Or you name it.

But even with all that power and versatility, CAPTURE is easy to install and use. No programmer assistance is required for shop personnel to gather, maintain and display data.

For more information on how CAPTURE can make history of your data collection problems, write or call ICC. We're the people who leave you to your own devices.

# CAPTURE

Industrial Computer Corporation  
6065 Barfield Road/Suite 114 • Atlanta, Georgia 30328  
Telephone: 404/255-8336

ENTER 159 ON READER CARD



Manufacturing  
National Account Program

## VOPEX-3A3 Expands Workstation Video Ports

Network Technologies Inc. has introduced the VOPEX-3A3, a new video output port expander designed for use with HP 825, MicroVAX 2000, Sun, Apollo and compatible workstations.

The VOPEX-3A3 (\$649) permits building a video LAN consisting of a single computer driving up to three high-resolution analog color monitors located up to 100 feet from the computer. Each monitor displays identical information. It's suitable for training, CAD/CAM/CIM, presentations, process control, trade shows, etc.

Through a six-foot interface cable shipped with the unit, the VOPEX-3A3 accepts output signals from the computer. It amplifies and rebroadcasts the signals through three sets of individually buffered RGB outputs. Designed with 100-MHz bandwidth amplifiers, even 1,000-line monitors show no loss of color and graphics resolution at monitors up to 100 feet from the computer.

Standard BNC terminated RG 59 coax cable is all that's needed to interface the VOPEX-3A3 with the monitors. The Video LANs require no software or special operating procedures.

Contact Shirley Ross, Network Technologies Inc., 19145 Elizabeth St., Cleveland, OH 44128; (216) 453-1646 or (800) RGB-TECH.

**Enter 905 on reader card**

## MicroGPIB Family Expanded

National Instruments recently announced three new members of the MicroGPIB interface family: the HPIB-232CV, HPIB-422CV and HPIB-PRL. The MicroGPIB series also includes other converters, controllers, buffers and extenders for the IEEE-488 bus.

The HPIB-232CV, HPIB-422CV and HPIB-PRL (\$495 — 64KB version; \$695 —

256 KB version), tailored for use as IEEE-488 (HPIB, GPIB) to RS-232, RS-422 and Centronics converters, are driven by 8-bit microcomputers. These new converters offer a low-cost method for connecting devices with serial or parallel (Centronics) interfaces to IEEE-488 instruments and controllers.

The new converters provide transparent data conversion in either direction. They're capable of interfacing either an HPIB controller or HPIB instrument to a computer or device with either an RS-232, RS-422 or Centronics port.

For example, the HPIB-232CV can be used to interface a device such as HP's HPIB plotter to a computer with an RS-232 port, or it can be used to connect an RS-232 printer to multiple computers that are interconnected using the IEEE-488 bus.

All three converters are controlled by a 64180 microprocessor, which includes an integrated DMA controller and either a 64-KB or 256-KB memory buffer.

The large RAM buffer and onboard DMA controller make the converters ideal for applications requiring high-speed spooling of data. Such an application is possible with any computer equipped with an IEEE-488 interface. Data can be transferred to the HPIB-232CV, HPIB-422CV or HPIB-PRL at high rates via the IEEE-488 port and then output to an RS-232, RS-422 or Centronics device at the rate at which the serial or parallel device can receive data. Efficiency is increased by isolating the system from the overhead of the slow device.

The onboard firmware operating system performs all the necessary communication protocol and system upkeep so that no user-supplied control codes or commands are required. Maximum HPIB performance is made possible by the SRQ\_ON\_EMPTY feature, which also allows a single serial or Centronics device to be shared by multiple users.

Contact National Instruments, 12109

Technology Blvd., Austin, TX 78727-6204; (512) 250-9119. Inside Texas, call (800) IEEE-488, Outside Texas, call (800) 531-4742. FAX: (512) 250-0382.

**Enter 901 on reader card**

## DCX-24 Exchanges Data At High Speed

BayTech recently announced the DCX-24, a high-performance data communications exchange unit.

The DCX-24 (\$895—\$1,895) allows peripheral sharing, computer-to-computer communication plus buffering of print data. The unit has a 16-bit CPU plus multiple high-performance I/O processors that allow high-speed transfer of data demanded by new faster computers and software.

Each DCX-24 unit is customized by combinations of serial and parallel ports installed in four-port modules to a maximum of 24 ports. Ports are user-set as computer or peripheral ports, and data input and output are simultaneous on all ports. The standard 512-KB buffer is expandable to 4½ MB.

Full duplex communication eliminates isolated islands of information by providing computer-to-computer communications concurrent with all operations.

The DCX-24 is fully compatible with virtually all computers, printers, plotters, modems and other peripherals, including HP's LaserJet printers, the HP Vectra and HP 3000.

Contact Bay Technical Assoc., 200 N. Second St., Bay St. Louis, MS 39520; (601) 467-8231.

**Enter 906 on reader card**

## Laser Toolkit Maximizes LaserJet Productivity

OPT recently introduced the Laser Toolkit, a collection of software tools designed to maximize the productivity of HP's LaserJet printers in a DP environment.



The Laser Toolkit (\$1,000-\$2,500) provides simplified LaserJet control without using escape sequences or requiring modification of application software. Using a file equation, LaserJet users can select duplex printing and specify the font, paper size, page layout and other parameters for each spoolfile. These capabilities are provided by the Laser Toolkit's facility for creating terminal-type files with a simple series of screens that eliminates the need to understand or create Printer Control Language (PCL) escape sequences.

The Laser Toolkit provides the ability to print two, four or eight standard-line printer pages on a single letter-sized sheet of paper. Contact Vicki Toback, OPT, 299 W. Foothill Blvd., Suite 230, Upland, CA 91786; (714) 985-1581, (800) 858-4507.

**Enter 903 on reader card**

## Aldus Announces Four New Products

Aldus Corporation recently announced Version 3.0 of its original PageMaker desktop publishing software for the Macintosh and PC, and the Japanese Kanji version. Aldus also announced the acquisition of two new computer graphics programs — Freehand (Altsys Corporation, Plano, TX) and SnapShot (BioScan Incorporated, Seattle, WA).

The original PageMaker program integrates text and graphics and allows users

to design, edit and produce high-quality printed communications in an office setting. The new releases, designated PageMaker 3.0 in both environments, include significant enhancements to the current PageMaker 1.0 for the PC and 2.0 for the Macintosh.

PageMaker 3.0 (Macintosh, \$595; PC, \$795) enables users to quickly produce long documents by flowing text automatically through successive pages, formatting text with user-defined style sheets and updating source files by exporting their PageMaker documents to selected word processors.

The PageMaker 3.0 (PC version) expands its support for printers based on Hewlett-Packard's Printer Control Language (PCL), including the LaserJet Plus and LaserJet Series II. It requires MS-DOS 3.0 or higher and version 2.0 of Microsoft Windows. The PageMaker (Macintosh version) system configuration includes the Macintosh Plus, II, or SE and hard disc, and adopts Apple Computer's new user interface conventions, which include pop-up menus for additional on-screen mouse-selected commands.

Freehand (\$495) is a basic drawing program compatible with Macintosh software applications and formats such as Macintosh Plus, SE, II, plus two 800K disc drives or a hard disc, and any PostScript language compatible output device. It incorporates color and the advanced capabilities of PostScript language drawing tools.

SnapShot (\$495) runs under the Microsoft Windows operating environment on an IBM PC AT compatible with a minimum of 512K RAM, an image-processing board and analog RGB video monitor. It captures images from any RS-170 video source such as video cameras, VCRs and still-video cameras. Once captured, the video image is available for computerized editing and enhancement. Edited images can be placed in the PageMaker page-makeup program and printed on a laser printer or imagesetter.

Contact Aldus Corp., 411 First Ave. S., Suite 200, Seattle, WA 98104; (206) 628-2352.

**Enter 902 on reader card**

## ATLAS Captures Batch-Job Errors

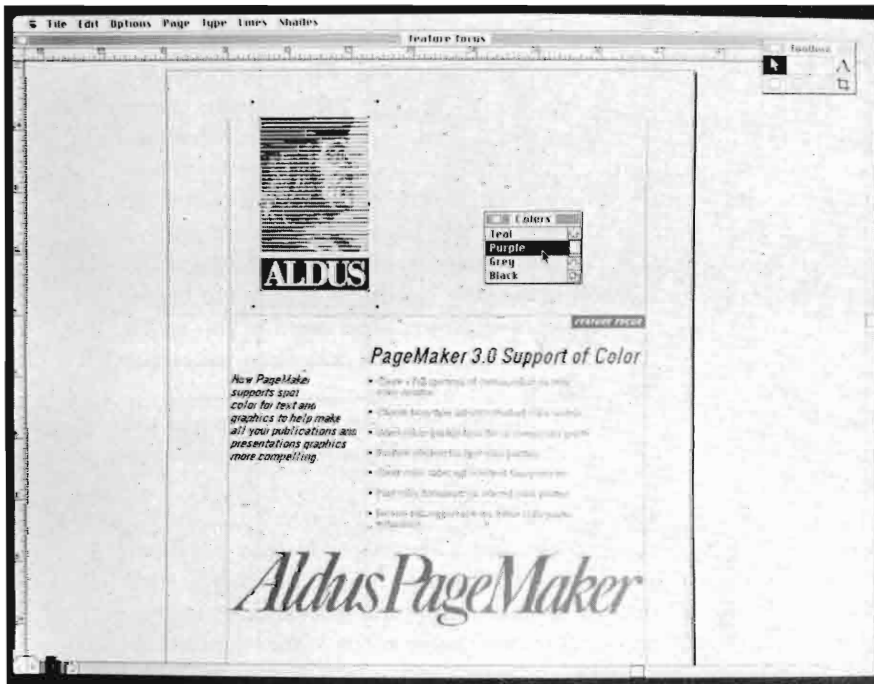
S.T.R. Software Company recently introduced ATLAS, a new error-capturing system that collects and retains information about online and batch-job errors. With ATLAS, you automatically can monitor every job or session that runs on your HP 3000 for those expensive runtime errors that can cost companies thousands of dollars in reruns and program maintenance. ATLAS finds those batch-job errors without having to search through hundreds of \$STDLISTS. ATLAS automatically captures online program errors that previously were impossible to capture.

ATLAS (\$2,250) automatically records any errors that occur in any program that runs on the HP 3000. MPE contains a sophisticated trap-handling facility. ATLAS uses this facility to identify and record arithmetic errors (such as divide by zero or "Illegal ASCII Digit"), library errors, intrinsic errors, code errors (such as bounds violation), etc. Batch-job command interpreter errors and special user-defined program application errors also may be captured by allowing your programs to call a special ATLAS-provided error routine.

Because ATLAS captures error information only as it occurs, it can notify you of program problems interactively to a terminal, as well as provide easy-to-read management reports. ATLAS will provide you with critical error information such as the job/session name and number, program name, the description of the error, Idev#, date and time of the occurrence, etc. Using this information, it's easy to identify the program and job-stream problems that require the attention of your MIS department.

Contact S.T.R. Software Co., P.O. Box 12506, Arlington, VA 22209; (703) 689-2525.

**Enter 904 on reader card**



*PageMaker 3.0 expands its support for printers based on HP's PCL.*

*Continued on page 82.*

## Building An Information Plan

# A METHOD TO THE MADNESS

[BY MARK P. SHIRMAN]

**L**ike many people, I'm constantly asked at social gatherings what I do for a living. My standard reply is that I'm a management systems consultant. The usual retort typically is, "Oh, do you do programming?" "Yes," I respond, "That's part of what I do, but I also perform a lot of information planning functions." The conversation usually ends at this point with a confused look or an allusion to how good or bad the Red Sox are performing this year . . . just when I was beginning to warm up.

In this era of information management, I've found that many data processing shops quite often start the management process in the very middle, as opposed to beginning with a comprehensive information planning project. The intent of this article is to explain an approach to information planning that has been successful for me over the years, a "method to the madness" if you will.

Additionally, I'll try to pass on some positive and negative planning experiences and suggestions for getting the project started. If all else fails, maybe I'll improve my conversational luck at cocktail parties.

**A**S AN MIS CONSULTANT, I'm constantly confronted with clients who have automated systems that simply don't meet their needs or have manual systems that they're eager to computerize. The types of businesses cover the entire spectrum and the applications are equally as diverse. Usually these organizations don't know where to start the development process and what the first steps should be.

No matter how large the company or in what industry sector it operates, my initial

step usually includes some sort of information planning project.

What I've found is that the time and money spent up front on an information planning project will pay for itself many times later on down the road. I've been told that consultants are people who "put a price on common sense." If that's the case, I'm going to try to lay some serious common sense on all of you concerning systems development. Many organizations ignore the planning stage as part of the systems development process, which often leads to time-consuming and costly failures.

### What Is Information Planning?

**I**NFORMATION PLANNING IS SIMILAR to the traditional strategic planning process as it relates to an organization's information. Without a lengthy definition of what information is, let's just assume it's all the key data used to run a particular business operation. This includes the basic types of

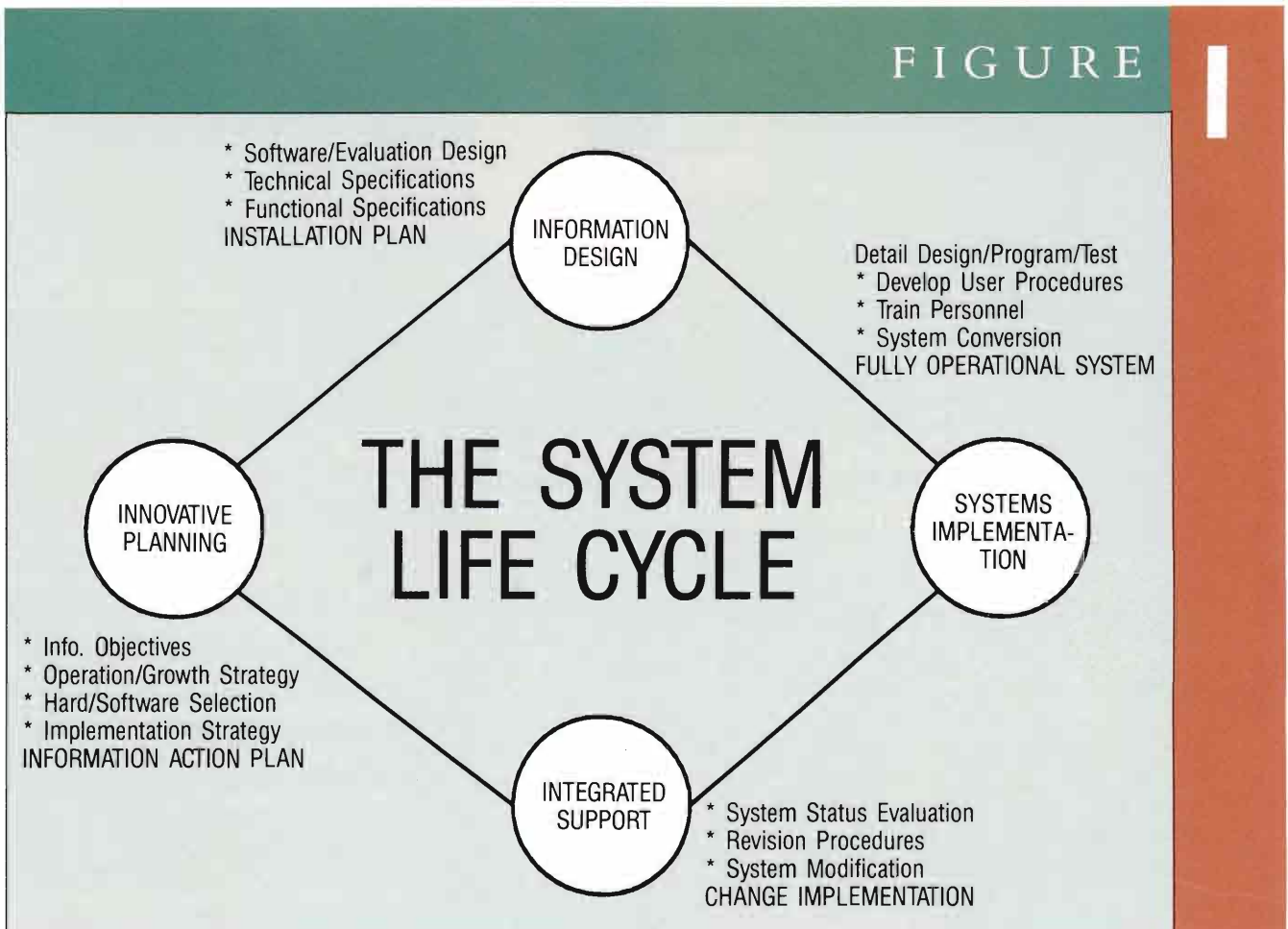
information a company may need; for instance, inventory levels for a distributor or scheduling for a manufacturer.

However, it also includes specialized strategic or competitive information. System plans that can be drawn up with enough foresight and comprehensiveness to include this specialized type of information can be even more powerful in their implementation. I've heard these types of plans often referred to as Strategic Information System Plans and they've been a hot topic lately.

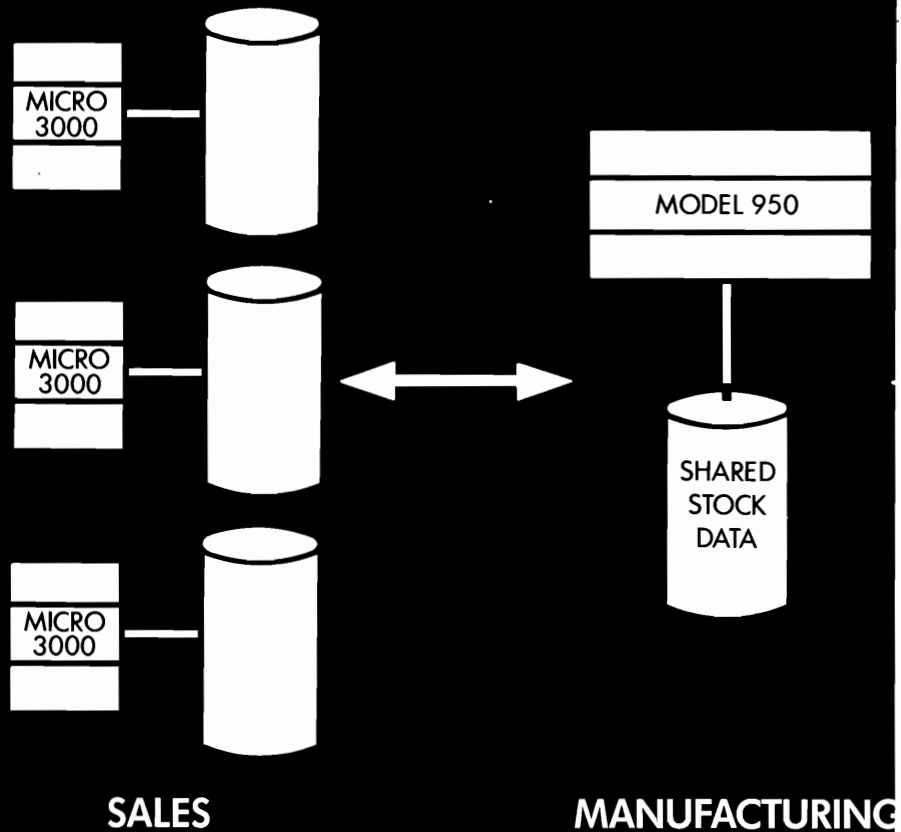
An example of the utilization of this type of plan is the American Airlines Sabre system. The Sabre system has developed into a competitive tool used by almost half of all the travel agents in the U.S. today, which not only allows Americans to book more reservations, but also generates additional revenue to the parent company.

The emphasis in an information plan will be how all this data flows throughout an organization's workplace. An information plan is developed to assist a company in establishing a direction for how information is going to be processed for a period of time, typically three to five years.

FIGURE 1



# ONLY BACKCHAT BACKCHAT



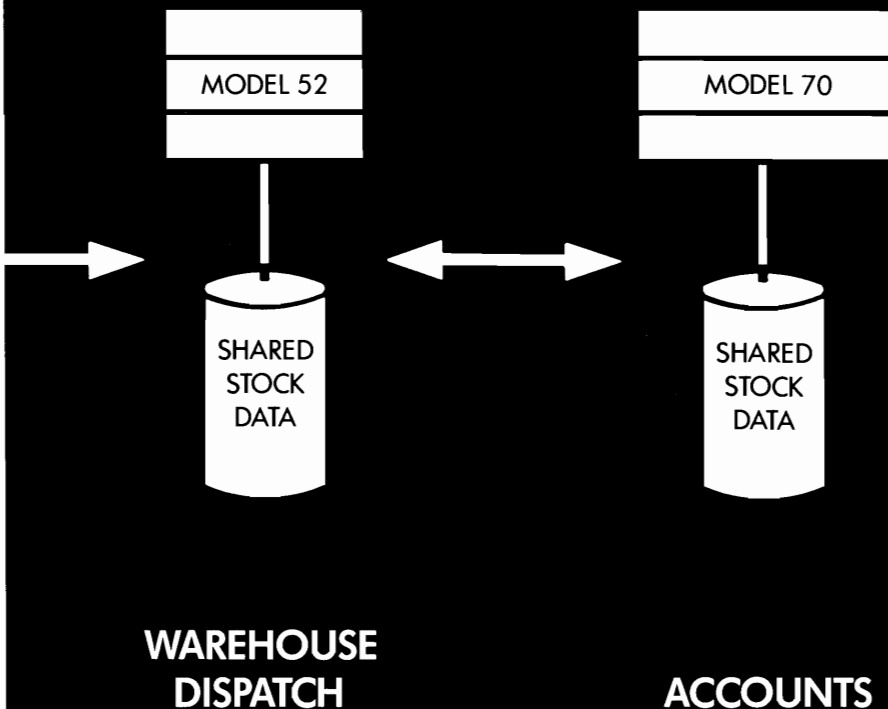
## BACKCHAT GIVES YOU A DISTRIBUTED DATA BASE



BACKCHAT logically links multiple IMAGE data bases in a multi-processor HP3000 network. It simplifies the design of distributed processing systems and ensures that failures in the network have minimal impact on your operations. Data can easily be shared between computers and applications.

BACKCHAT is the only way to spread an IMAGE data base over more than one HP3000 without ad-hoc processing.

# CAN DO THIS .....



## BACKCHAT FOR A FAULT TOLERANT HP3000

BACKCHAT can mirror one or more data bases onto a second HP3000 in real time, giving you a fault-tolerant configuration. So if your primary system fails you can switch over to a back-up system in seconds. BACKCHAT offers more than SILHOUETTE but costs less.

## BACKCHAT GIVES YOU IMPROVED PERFORMANCE

Because you can off-load processing to a second machine you can improve application system response with BACKCHAT.

## FOR MORE INFORMATION CONTACT: PROACTIVE SYSTEMS

5053 LA MART DRIVE SUITE 101  
RIVERSIDE CALIFORNIA 92507 USA  
TELEPHONE 714-683-7921

PO BOX 7102 BLOOMFIELD HILLS MICHIGAN  
48302 USA TELEPHONE 313-333-7200

CENTRAL COURT KNOLL RISE ORPINGTON  
KENT BR6 0JA ENGLAND  
TELEPHONE 0689-77933 TELEX 9413362



PROACTIVE  
SYSTEMS

BACKCHAT IS A TRADEMARK OF PROACTIVE SYSTEMS LTD.  
IMAGE AND SILHOUETTE ARE TRADEMARKS OF HEWLETT PACKARD COMPANY

ENTER 240 ON READER CARD

The Plan is a management tool that defines the information requirements for an organization, determines the application features necessary to support their business objectives, and explores how the dynamic nature of data processing technology will affect its systems. In short, it's designed to offer a path consistent with the overall business objectives of a company so the systems implemented are consistent with the needs of the company and the resources available.

The reference to the information plan as a management tool shouldn't be lost. In almost any size organization, the owners/executives constantly are either formally or informally planning their business strategies with respect to basic operations, competition, resources or just plain staying alive. The information plan should be used as a model to help drive a company's business strategy as well as be driven by it.

Finally, it's important to remember that the information plan shouldn't be some pie-in-the-sky, high-priced report, but rather should be a plan of action to insure the successful implementation of those ideas espoused in the plan itself. By a plan of action, I mean there should be concrete deadlines, work plans and budgets for those projects identified as meeting key short-term objectives.

Those projects with a longer term orientation may be laid out in less detail, but it's important that data processing has key deliverables and barometers of success from the very beginning. This is particularly important because it can be very difficult to get management to realize the benefits associated with the information planning process. By providing some tangible results from the beginning, data processing can prove to a sometimes skeptical management the validity of the planning process. I'll touch upon this idea a little later on.

## Where Does The Plan Fit In?

**I** LIKE TO LOOK at systems development in a modular fashion or as a "life-cycle." The life-cycle is illustrated in *Figure 1*. As you can see, it's an interdependent approach to systems development with the information planning tasks critical to the subsequent modules.

The information design usually tends to be a little more project-oriented than the overall information plan. This phase zeroes in on those applications deemed as high-priority items. Basic screen layouts, forms design and the general specifications usually are performed during this phase. As a systems designer, I find there never seems to be enough time for this

phase of the project. The prevailing joke is that the information design is over when the budget runs out.

The systems implementation phase incorporates those tasks that usually take up the most time. This module includes the detailed design, programming, testing and conversion of the applications. Additionally, those tasks that often are overlooked in the development process, training and documentation, also are a part of this phase.

The last phase in the systems development cycle is support. This includes the maintenance and minor modifications of the system, as well as developing procedures to keep it running smoothly. You'll notice that the line then reaches back to the information planning stage. Information planning is an iterative process that always should be accepting input from the work it ultimately generated. Past successes and failures play an integral part in how the future systems will be developed and enhanced.

I mentioned earlier that very often, data processing shops start in the middle of the development process. This usually corresponds to somewhere between the design and the installation phases. I've noticed that HP shops seem particularly vulnerable to this problem.

This is due to a variety of problems, but probably the most important one is lack of resources.

Many HP shops aren't huge mainframe-type data centers that can afford to take on projects of a long duration; they have neither the time nor the resources. Management also is accustomed to watching applications grow more immediately before their eyes as opposed to getting involved in a comprehensive strategy. I believe this can be a dangerous cycle. The little extra time up front spent planning and designing applications can help save an organization a lot of future heart-ache and money by reducing obsolescence costs and insuring that the systems implemented are in sync with a company's business operations.

A successful information planning project can yield the following benefits to an organization:

- *Support for the basic business objectives.* This was touched upon briefly in the previous sections. The essence of this concept is that an information plan insures that an organization will be able to meet both the current and future needs for all types of information. Additionally, it's important that the systems implemented don't disrupt the manner in which a company does its business.

Regardless of how great a system is, it will be doomed to failure if it can't adapt to the way a firm runs its business. The integration of basic business objectives with an informa-

Past successes and failures play an integral part in how the future systems will be developed and enhanced.

tion plan will help insure that a new or modified computer system will not turn the business on its ear.

It's important to note that systems can't be designed simply by technicians and outsiders. I've been part of several projects where the systems developed were too generic and too difficult to use. The result was chaos and frustration, which ultimately led to the scrapping of a good deal of the software.

■ *Improves the utilization of resources.* The plan can help insure that the development effort is structured. This can help prevent redundancy of data and work effort. The responsibilities for system implementation will be clearly laid out so that the firm can plan ahead to use all available resources in the appropriate target areas. This will save both time and money. It also can serve as a tool for both management and data processing, because if all the projects and priorities are correctly laid out, management more accurately can see that, if certain priorities or projects change, their expectations on other projects may need to change as well.

■ *Provides an organization with clear cost estimates.* A firm will know in advance what the anticipated systems development and implementation costs will be over the years. This will be helpful in the creation of budgets and will help insure that the information system provides the required rate of return necessary to meet the operation, financial and business objectives of the organization.

■ *Can improve morale within the data processing shop.* By establishing a set framework for projects and expectations, you can allow your DP staff to do what they do best, develop systems. It can get incredibly frustrating to work in an ad hoc nightmare all the time without any clear understanding of what the priorities are or what management's perceptions are.

## The Project

THE FOLLOWING OUTLINES the tasks I usually perform as part of an information planning project. Keep in mind that every organization is different, so the approach will be different depending upon the personality of the individuals involved. Additionally, some tasks may be consolidated with others for smaller jobs and some may be omitted altogether. Remember, the overall objective of these information planning tasks is to create a plan of action, not a bunch of meaningless mundane conclusions.

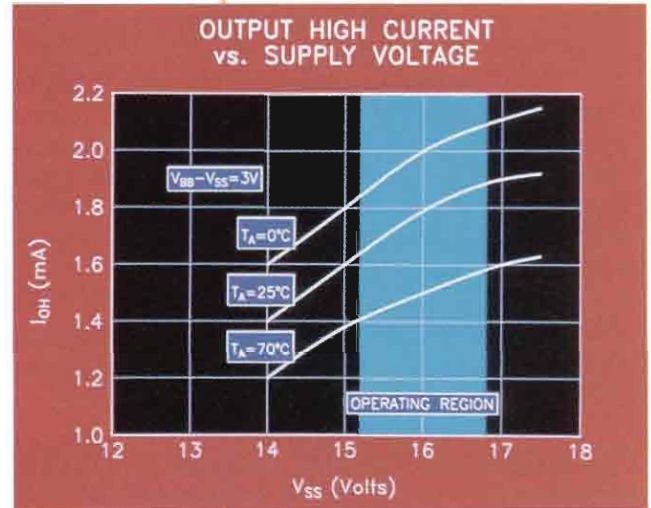
■ *Organize the project.* Since one of the objectives of the overall project is to have a defined structured approach to information processing, it's important that the project itself be structured and planned appropriately. User committees should be set up, time estimates should be developed and the scope of the project should be clearly defined.

If the organization or project team is large, it's probably a good idea to use some project management software if you have access to a package. It's also important to define stand-

**grafit**

## Graphs for on-the-spot data analysis

Are you generating technical data? Use *Grafit* to create one-of-a-kind graphs to analyze and to present your data. Or, let your application program schedule *Grafit* automatically.



## The most popular graphing system for HP technical computers

*Grafit* meets the graphing needs of research and manufacturing environments with features like:

- superscripting and subscripting
- curve smoothing and regression
- multiple charts

And *Grafit* is fully integrated with *Statit*, our data management and statistics system.

If you're using an HP technical computer, call us today to discover how you can use *Grafit*.

ENTER 259 ON READER CARD

**graphicus**

160 Saratoga Avenue, Suite 32  
 Santa Clara, CA 95051 USA  
 TWX: 9102407809  
 FAX: 408-243-7579

**408-246-9530**

ards with respect to the project's work papers and notes.

- *Understand basic business strategies.* Through interviews with key management personnel and review of any business planning documents, the project team should gain a complete understanding of the basic business objectives of the company. Major characteristics of the firm should be studied with respect to competitive factors and industry trends. The key deliverable of this task should be a list of automation objectives or strategic direction memo. I think this is one of the most important parts of the plan's development.

It can't be stressed enough how important functionality is to the system development process. Too often, data processing personnel emphasize technical issues. While these issues are important, they must not overshadow how an organization's systems interact with their basic business operations.

- *Review current systems.* It's extremely important to gain a complete understanding of the current information processing environment. Both automated and manual procedures should be studied and reviewed. It's critical that any potential bad habits that exist in the current automated or manual system

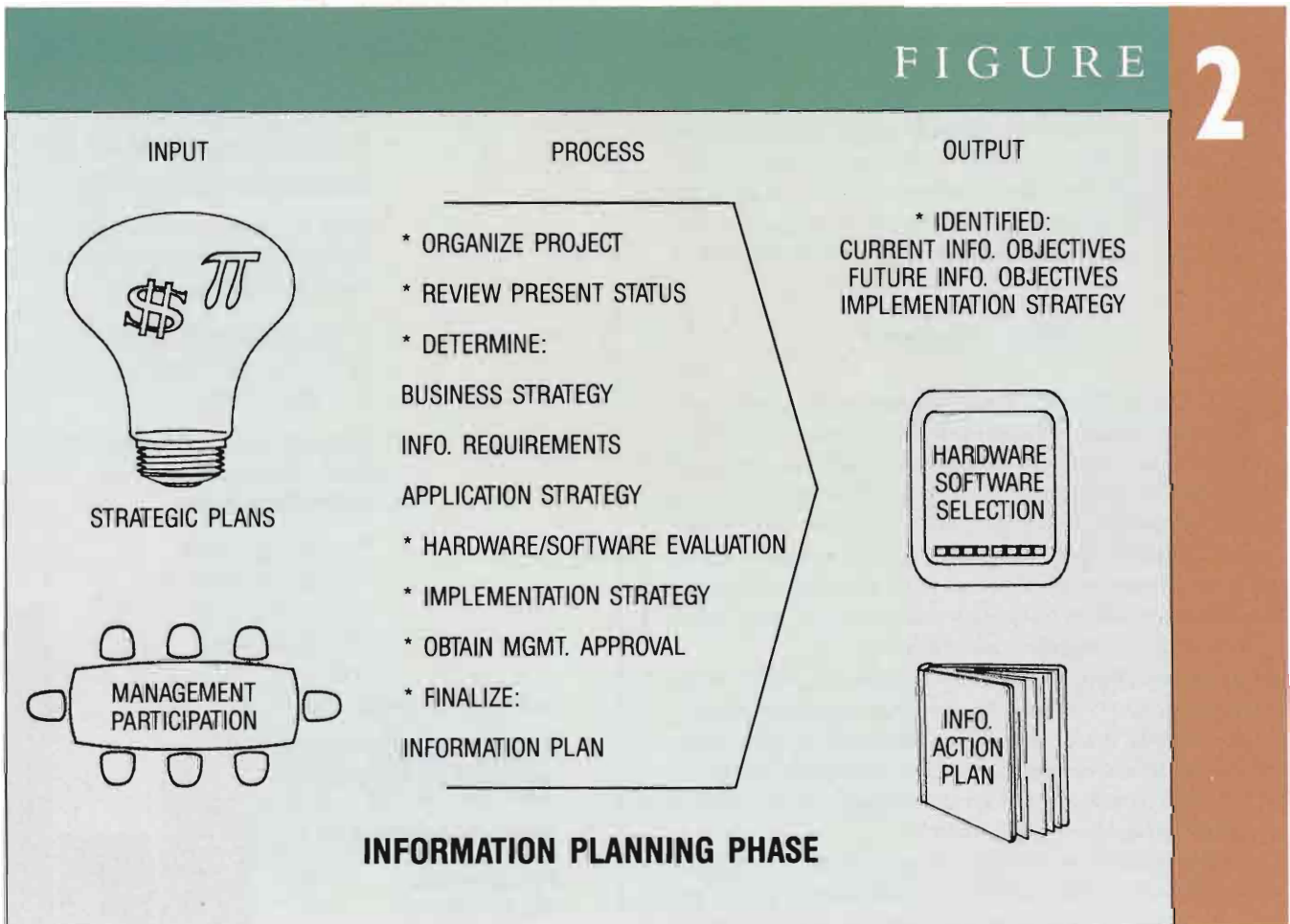
not be carried over into the new system(s). At this time it often is helpful to develop an information flow diagram, which can assist in the identification of potential and existing information bottlenecks.

- *Determine information needs.* In this section of the planning process, detailed interviews with a company's personnel will help define those functional requirements necessary to meet their information objectives. This section also will be a key input into the development of an application strategy. In conducting interviews, it's imperative to keep the anxiety level to a minimum with the interviewee. As a consultant, I often get intense negative reactions from people, because they're afraid they'll lose their jobs with the new system. All you really want to do is make their jobs easier, so just try to get that across.

- *Develop application strategy.* At this point, potential application areas are prioritized based upon the overall business objectives of the company and upon the information needs identified in the previous segment. The project team will develop the portfolio of application system projects that will be ad-

FIGURE

2





dressed within the planning horizon. Data management requirements and potential processing architectures also should be addressed at this time. I told you the "techie" would get their chance.

■ **Hardware and software strategies.** The nature of these tasks will vary depending upon the scope of the information planning project. At the very least, an approach for the evaluation of software and hardware will be outlined with the application strategy as a major input. Some projects will be more comprehensive in nature and will include a complete software and hardware selection and configuration. If this is the case, there's an entire list of subtasks necessary for the successful selection of software and hardware. For those applications that are deemed high-priority areas, projects should be set up to go into the design phase.

■ **Develop implementation strategy and cost analysis.** Based upon all the data gathered in previous tasks, a plan of action is developed with an estimated timetable of events. Each of the major action plans also should contain basic cost estimates so that short and long-term budgets can be developed for the various information strategies. This may be the most important part of the written plan. There are many managers who will only want to know what it will cost and how long it's going to take. If this is done correctly and completely, at least for the short-term, high-priority projects, you'll only have to do it once.

■ **Write information plan.** The plan should be written so that all the key management of the organization can both read and understand it. It should contain enough detailed charts and information so as to completely answer any questions the management may have concerning the information strategies laid out in the plan.

Tailor the information plan to your audience. If you have a bottom-line sort of crew, then make sure you have a comprehensive executive summary section that allows you to get your point across concisely. Graphs and pictorials go a long way in the final product.

■ **Feedback.** This is what brings the process full circle. If you've developed the plan in conjunction with key management personnel, there should be no huge surprises in your conclusions. That doesn't mean the plan is perfect. Remember, what you're creating is a model and framework so it can be flexible and respond to the changing needs of the organization.

## The Planning Process

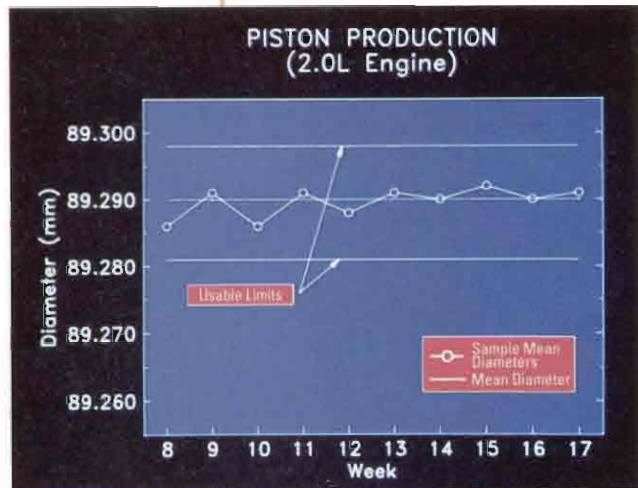
**T**HE INFORMATION PLANNING process is illustrated in Figure 2. The diagram is similar to a standard computer program with inputs, processing and output. Regardless of how comprehensive a project is, this outline can serve as a good guideline.

Since we work with many small to mid-size companies

**statit**

## Statistics for on-the-spot data analysis

Are you generating technical data? *Statit* makes it easy to explore your data using statistical and graphical analysis. And you can tailor and extend *Statit's* capabilities to suit your application.



## A data analysis system that grows with you

Designed for technical and scientific applications, *Statit* is a modular system that lets you select the capabilities you need today while providing room for future growth. *Statit* has modules for:

- Statistics
- Quality Control
- Procedure Writing
- Graphics

If you're using an HP technical computer, call us today to see why *Statit* is the best data analysis system for you.

ENTER 260 ON READER CARD

**graphicus**

160 Saratoga Avenue, Suite 32  
 Santa Clara, CA 95051 USA  
 TWX: 9102407809  
 FAX: 408-243-7579

**408-246-9530**

that may have no formal strategic or business plan, it's important to emphasize the integration of the information planning process with what may be a less formal set of business objectives.

No matter what size an organization may be, the owners or management usually have some concept of what they want their organization ultimately to achieve. This is why it's important to involve key management personnel in all aspects of the planning process. In this way, it can be insured that the information plan can take on the personality of the company it's designed to assist, thus successful implementation will be closer to reality. Additionally, by involving management throughout the planning process, they have a vested interest in its success.

Make sure that the scope of the project is clearly defined. Nothing can put a damper on an information planning project more than a misunderstanding about the deliverable. There's a considerable amount of leeway as to what areas will be explored and to the amount of detail desired for analysis purposes. These parameters should be laid out from the very beginning.

It's important to have a complete understanding of the business that's being evaluated. The issues under consideration aren't strictly technical. In fact, the most important things relate to functional issues and analysis. By gaining a complete understanding of the business, you can insure an information plan that not only meets their short-term information needs, but will be flexible enough to handle their operations in the future. Remember, flexibility is a key ingredient in a successful information plan.

Try to take an objective approach to the project. Don't be swayed by statements like, "We've always done it that way" if you can help it.

Sometimes bringing in a fresh set of eyes with a consultant or another key user in the organization can help facilitate this process.

Once you've established a firm foundation for your information strategies, you can draw upon previous work. Until that time, however, make every attempt to look upon your organization's information flow with an objective view; you may be surprised with what you see.

## How Do You Initiate The Project?

**A**S A DATA PROCESSING professional, you're sold on the idea of an information plan, but how do you sell management on the concept? This is the question I'm

asked most often. The key here is to take a multi-pronged approach.

The first path is to play up any costly system failures. One failed project or problem software averted usually can cover the cost and time of an information plan. Almost every firm has some disaster story that can be easy to quantify in dollars and cents. These are the numbers your financial people love to embrace. Along these same lines may be the systems that really don't fit into the company's operations and, while they work, they're just a big pain in the neck.

Another path is to focus in on some pet project for a particular area of your organization. Start small and sell management on the concept of planning. Then work your way up to more comprehensive projects. In many companies, this represents a completely new way to approach systems development, but with diligence you slowly can train them to avoid the usual ad hoc methods.

You also may want to concentrate on competitive factors. There's nothing key management hates more than to feel like they're losing ground to their competitors. There now are some key "hot" application areas that can be used to help leverage your position in addition

to the usual, "But XYZ company has such and such."

Sales force automation is one of the key new strategic areas where certain companies now are managing their leads more efficiently and completely. If you can get a leg up on your competitors by implementing this kind of system, you may be able to work it into the whole concept of an information plan.

**N**o matter what size information system is going to be put in place and regardless of what industry a business belongs to, there are benefits to implementing an information planning project before proceeding with development. By doing this, an organization can insure that its investment in automation has a better chance of meeting its basic business objectives with respect to both cost and functionality.

By incorporating an understanding of the data processing alternatives with a comprehensive understanding of the business, you can develop a plan that's sufficiently flexible to handle the changing environment for a period of three to five years. — *Mark P. Shirman is a management systems consultant at Innovative Information Systems, Inc., Norwood, MA.*

Start small and sell management on the concept of planning. Then work your way up to more comprehensive projects.

Would you like to continue to see articles on this topic?  
Enter on reader card  
yes 802 no 803

# DEMO SPEEDEDIT FOR 3 MONTHS FREE!

That's right, demo the popular SPEEDEDIT full screen editing system for a full three months at absolutely no cost.

Why? We want to get you hooked on SPEEDEDIT, the powerful, easy to use; time, effort, and resource saving full screen editor for the HP-3000, and we can think of no better way to hook you than to let you use it for a good long time.

You may ask, what's the catch? Well, you can use the SPEEDEDIT full screen editor for three months and it won't cost you a dime if you decide not to purchase it. As an inducement to buy SPEEDEDIT before the end of the three months, we are offering a \$1,500† discount if you buy it within 30 days, or \$1,000† off if you wait sixty days, or \$500† if you buy within ninety days. After ninety days it won't cost you any more than the very reasonable list price. Take this opportunity to give SPEEDEDIT a try, you only stand to gain three months of dramatically increased productivity and stand to lose nothing.

Call us at (714)859-4428 or write to Bradford Business Systems, Inc., 25301 Cabot Rd. #201, Laguna Hills, CA 92653.

† exclusive of other discounts

*Limited time Offer  
Call or write for Further Details*

ENTER 194 ON READER CARD

Important Requirements For Your DBMS

# Six Steps To A Normalized Database

[ By Paul Bass ]

**R**elational database management systems are becoming increasingly popular for a variety of information needs. They enhance user productivity through ease of use and data flexibility. In addition, the productivity of the database itself can be improved by a process called “file normalization.”

A database is a collection of logically related files. Each file contains records of data. Other synonyms for record are row, tuple and occurrence. Each record is made up of fields — “columns” or “attributes.”

The following terminology needs to be defined:

- *Each record must be uniquely identified.*
- *First Normal Form (no repeating groups).*
- *Second Normal Form (functional dependence).*
- *Third Normal Form (transitive independence).*

A requirement for a normalized file is that each record can be uniquely identified. This is accomplished by a primary key for each file. A primary key is a field or set of fields whose values uniquely identify each record. Fields not part of the primary key can be referred to as “non-key” fields.

The First Normal Form (no repeating groups) can be satisfied by eliminating repeating groups of non-key fields. For example, we can use an Employee Master File with a primary

key of employee number. A repeating group could be a list of skills for each employee. The unnormalized version would be:

emp#	ename	skill 1	skill 2	skill 3	skill 4	skill 5
58	John	X	Y	Q	R	S
13	Sally	Y	R	X		
42	Fred	X	A1			

The problems with this structure are it limits each employee to only five skills and, if the average is two skills, disc space is wasted.

The normalized version would require two files:

emp#	ename
58	John
13	Sally
42	Fred

e#	skill
13	R
13	X
13	Y
42	A1
42	X
58	Q
58	R
58	S
58	X
58	Y

The advantages of the normalized files are that there's no limit on the number of skills per employee and less disc space will be used.

Notice that the unique identifier (or primary key) for the new file is the combination of employee number and skill.

The Second Normal Form requires that every non-key field be fully dependent on the primary key. This is an example of a file that's not in Second Normal Form:

emp#	skill	skill desc	date acquired
13	R	Negotiation	04/16/83
13	X	Group Speaking	05/30/81
42	X	Group Speaking	06/10/85

The primary key is the combination of employee and skill code. The date acquired is fully dependent on the primary key. The skill description is only dependent on skill code, not on the full key. One of the problems with this structure is that if we delete all the employees with a specific skill, the code and the description of that skill also will be deleted. Also, if the description of the skill needs to be changed, it would be necessary to update every record that contains the specific skill code.

The normalized version would, again, add a second file:

Relational database management systems are becoming increasingly popular for a variety of information needs. They enhance user productivity . . .

emp#	skill	date acquired
13	R	04/16/83
13	X	05/30/81

skill	skill desc
R	Negotiation
S	Stenography
X	Group Speaking

The Third Normal Form requires that every non-key field must not be transitively dependent on the primary key. In other words, any case in which a non-key field is dependent on another non-key field rather than on the primary key must be removed. The unnormalized version would be:

emp#	ename	date hired	dept#	dept desc
13	Sally	09/02/78	101	Accounting
42	Fred	02/20/75	201	Sales
58	John	12/13/82	301	Manufacturing

The employee number is again the unique identifier (not the combination of employee/department number). "Dept description" is dependent on department number, not the employee. The problem with this structure is the same as the Second Normal Form. If all the employees in a department are deleted, the department number and description are also deleted.

The normalized files would be:

emp#	ename	date hired
13	Sally	09/02/78
42	Fred	02/20/75
58	John	12/13/82

dept#	dept desc
101	Accounting
201	Sales
301	Manufacturing
401	Shipping

A normalized database allows data to be retrieved in the widest possible variety of combinations. Summary informa-

tion, consolidations and subsets of both records and fields can be obtained. Files can be joined together to form new logical files.

Obtaining a normalized database means that all the files in the database need to be normalized. Let's now look closely at the steps necessary to design a normalized database. The six steps are:

1. List the unique identifiers.
2. Determine the relationships between identifiers.
3. Eliminate the many-to-many relationships.
4. Minimize the one-to-one relationships.
5. List the attributes of each identifier.
6. Check for normalization and correct if necessary.

**Step 1:** List the unique identifiers that your database will require. Identifiers can be actual entities, events, locations, codes or processes. Remember, it may require more than one field to accomplish this identification.

Each of these unique identifiers can be considered candidate primary keys or candidate files. They're candidates until the last step is completed. As each identifier is proposed, ask the following question: Is this truly a unique identifier or a non-key field that describes another unique identifier? There's a tendency to start listing the non-key fields as well as the unique identifiers. With practice, this tendency will diminish.

An example of "candidate" identifiers for a computer equipment inventory system follows:

- *The piece of equipment (serial # is the unique identifier).*
- *The location of the equipment (location code).*
- *The type of equipment (type code).*
- *The employee assigned to the piece of equipment (employee number).*
- *The port to which the equipment is connected (port number).*

The diagram of these identifiers (Figure 1) clarifies the selection.

Notice that at this point we don't list any non-key fields such as employee name, manufacturer of the piece of equipment or the description of the location, because they're not unique identifiers.

**Step 2:** The relationships between the unique identifiers selected in Step 1 must be determined. There are four possible relationships between any two unique identifiers:

- *One-to-One.* Each record in file "A" (occurrence of the unique identifier) has one unique correspondence in file "B". This can be diagrammed as follows:



- *One-to-Many.* Each record in file "A" can have one or more corresponding records in file "B". Conversely, each record in

file "B" can have only one corresponding record in file "A."



- *Many-to-Many.* Each record in file "A" can have one or more corresponding records in file "B" and each record in file "B" can have one or more corresponding records in file "A."



- *No Relationship.* Each record in file "A" has no corresponding record in file "B."



Referring to the Step 1 example (Figure 1), the relationship between the files now can be determined (see Figure 2).

The employee-serial # relationship can be many-to-many. Each piece of equipment could be used by more than one employee. Employees may share terminals. Each employee could have multiple pieces of equipment.

The serial #-type relationship is one-to-many. Each piece of equipment can only be a single type, but each type of equipment can have multiple pieces of equipment associated with it.

The serial #-location relationship is also one-to-many. Each piece of equipment can reside in a single location. Each location can have multiple pieces of equipment.

The serial #-port relationship is one-to-one. Each port is limited to one piece of equipment. Each piece of equipment can (in most cases) be plugged into only one port.

Notice that in this example, there's no direct relationship between employee and type of equipment, and no relationship between port and location. There could be a relationship between location and employee. If employees are assigned to one location, the relationship would be one-to-many.

Notice the direction and placement of the arrows. This helps describe the relationships and can be useful when retrieving information from the database.

**Step 3:** Many-to-many relationships must be eliminated. The relational database system can't identify the matching occurrences of the two identifiers. In our example, which employee has which piece of equipment isn't recorded.

If file "A" and file "B" are many-to-many, a third file must be added that has as its unique identifier the combined primary keys. The file A/B is added to remove the many-to-many relationships (see Figure 3).

Our example then becomes that shown in Figure 4.

**Step 4:** One-to-one relationships are rare. Usually such a relationship signifies that the unique identifiers weren't correctly identified and you simply have one file.

FIGURE 1




FIGURE 2

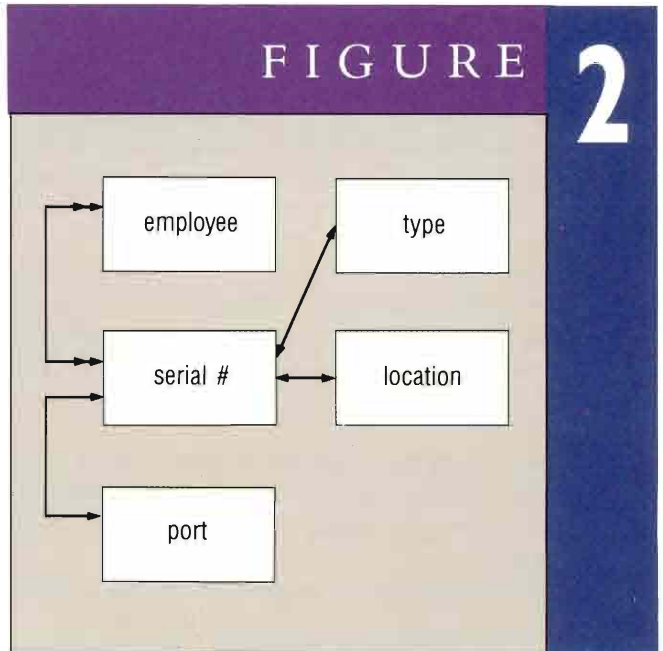


FIGURE 3


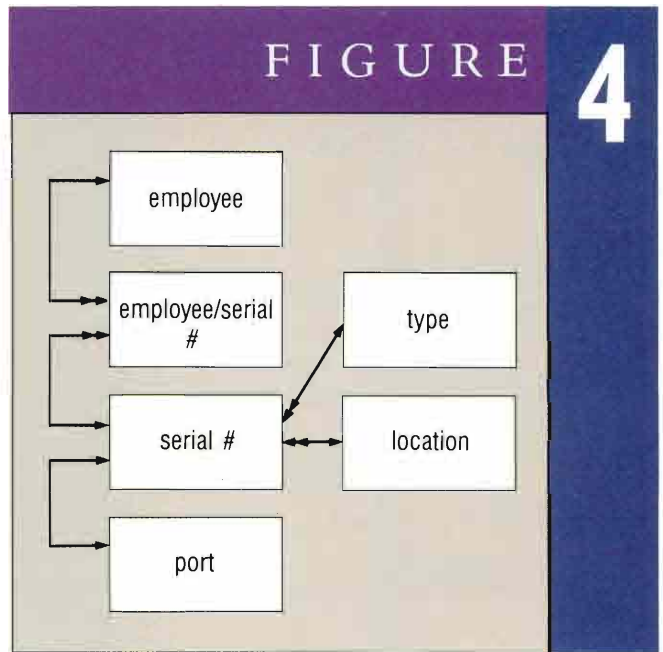


FIGURE 4



becomes



In our example, we prefer to keep these files separate. A

port may not have any equipment connected; a piece of equipment may not be plugged into a port. If we use the port as a non-key field in the serial # file and we delete the piece of equipment assigned to the port, the port is also deleted.

Other reasons for retaining one-to-one relationships could be the database management system limitations. These limitations could include number of fields per record or number of bytes per record. Efficient use of disc space also

could be a determining factor. Our example remains unchanged.

**Step 5:** Attribute is a term for non-key fields. List with each unique identifier all the non-key fields. Now we can proceed to add the other information, such as the location description, the employee name and the manufacturer to the files (see *Figure 5*).

Notice that each file that's on the "one" side of the one-to-many relationship must contain the key of the file on the "many" side. With the serial #, we must add the type and location. The port could be with the serial # or the serial # could be with the port.

**Step 6:** Does the design satisfy the rules of normalization for each file? Are there any repeating groups? Is the file in Second Normal Form? Is the file in Third Normal Form?

The example satisfies no repeating groups and, indeed,

This six-step method will ensure that the data is organized in the most efficient manner . . .

it's in Second Normal Form. However, the employee file isn't in Third Normal Form. The department description is dependent on the department number, not the primary key (employee number). Therefore, a department file must be added with the department number as its primary key and department description as an attribute (non-key field) (see *Figure 6*).

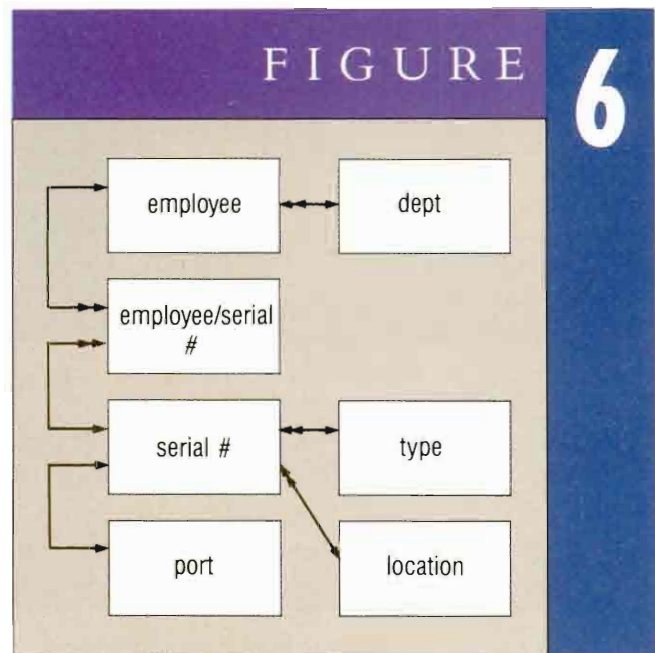
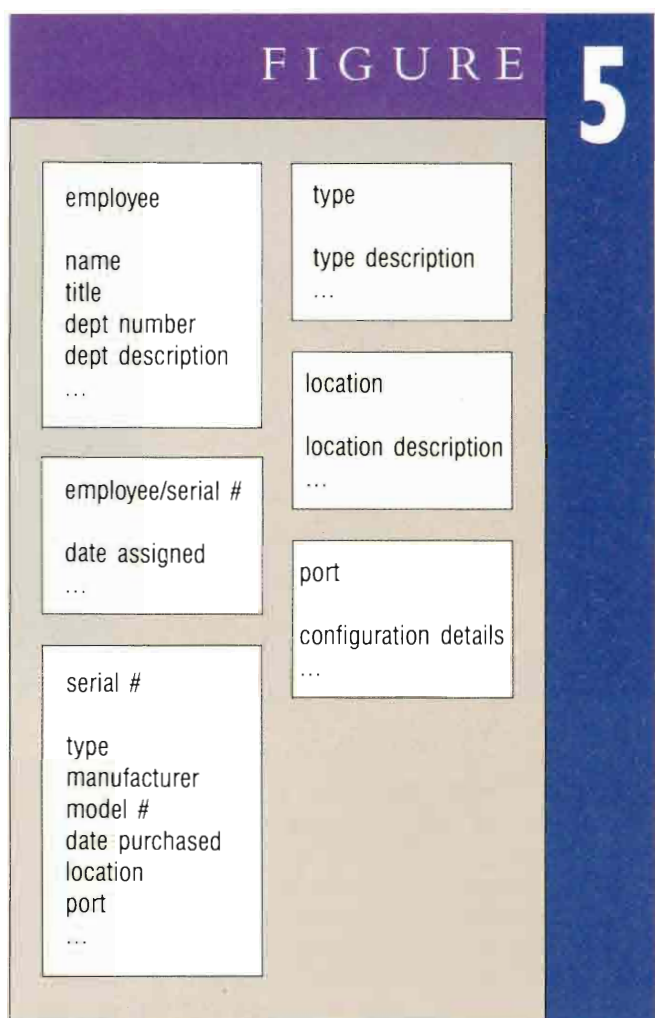
If the department had been correctly identified as a unique identifier back in Step 1, our database would've been normalized.

Successful completion of Steps 1-5 will guarantee a normalized database. Step 6 will confirm the successful design.

With the expanding use and acceptance of relational database management systems and the drive toward increasing productivity, normalized databases are essential.

This six-step method will ensure that the data is organized in the most efficient manner without jeopardizing the flexibility of your data. — Paul Bass is software support manager at CRI, Inc., Santa Clara, CA.

Would you like to continue to see articles on this topic?  
Enter on reader card  
yes 800 no 801





# The Experts Make It Look Easy

**Accounting**—it can get pretty complicated. It's tedious and time-consuming, but vital to your bottomline. That's why you need to take a look at MCBA business software.

MCBA's fully-integrated accounting line for the HP 3000 consists of **Accounts Receivable, Accounts Payable, Payroll, General Ledger** and **Fixed Assets and Depreciation**. These packages integrate with our **Distribution** and **Manufacturing** software as well.

## Making it Easy for You

We recently asked HP 3000 users what they liked best about their MCBA software. Know what they said? Ease of use.

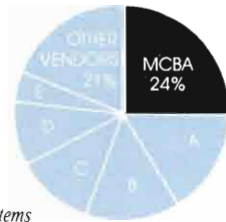
We were thrilled to hear it—because we've succeeded in making our powerful, sophisticated business software easy to learn and easy to operate.

## The Market Leader

MCBA has been in the software business since 1974. An independent study in *HP Professional*\* confirms that MCBA is the market leader in accounting software for the HP 3000 with 24% of the market (see pie chart). The study states:

*"The market leader, MCBA, was one of the earliest companies to provide accounting software for the HP 3000 and has used its extensive value-added distributor network to achieve its position. MCBA's accounting software is straightforward, well-tested and well-documented. This fact, plus the market presence created by hundreds of MCBA distributors who are ready and willing to customize any module, has brought MCBA a lot of success."*

<b>MCBA</b>	<b>24%</b>
Competitor A	20%
Competitor B	16%
Competitor C	12%
Competitor D	4%
Competitor E	3%
Other Vendors*	21%



\*Note: "Other Vendors" includes all vendors who have one percent or less of the total market.

Market share was based on number of modules installed on individual CPUs for each vendor's accounting software products.

Source: *Highgate Financial Systems*

\*Information from *HP Professional*, Vol. 1, No. 6, November 1987; "Debits/Credits Revised" by Robert E. Shelley; published by Professional Press, Inc., 921 Bethlehem Pike, Spring House, PA 19477, (215) 542-7008.

## Find Out More About MCBA Business Software

For the name and number of the MCBA reseller near you, complete and return the coupon below today! Or call the MCBA office nearest you.\*\* (Reseller inquiries also welcome.)

Complete this coupon and mail to:  
**MCBA, 425 W. Broadway, Glendale, California 91204-1269.**

Send me the name and address of an MCBA reseller near me.  
 Send me more information about MCBA business software for the HP 3000 for:  
 Accounting;  Distribution;  Manufacturing.

Name: \_\_\_\_\_ Title: \_\_\_\_\_  
Company name: \_\_\_\_\_  
Address: \_\_\_\_\_  
City: \_\_\_\_\_ State: \_\_\_\_\_ Zip: \_\_\_\_\_  
Phone: (\_\_\_\_) \_\_\_\_\_ Best time to call: \_\_\_\_\_  
I am an:  End user;  Software Supplier;  OEM;  Consultant;  HP Employee.  
Type of business: \_\_\_\_\_  
I am currently using MCBA software:  Yes;  No.  
My reseller is: \_\_\_\_\_  
Co. Name \_\_\_\_\_  
City, State \_\_\_\_\_

HPP288

**Software  
Solutions  
that Mean  
Business™**

# MCBA®

\*\*Headquarters: 425 W. Broadway, Glendale, CA 91204-1269. (818) 242-9600  
\*\*Branch Office: 120 Wood Ave. S., Suite 300, Iselin, NJ 08830-2709. (201) 548-6600  
(Serving AL, CT, DC, DE, FL, GA, MA, MD, ME, MS, NC, NH, NJ, NY, PA, RI, SC, TN, VA, VT, South America, West Indies, and Europe)

MCBA's COBOL Software for the HP 3000 (call for specific package availability): Accounts Payable, Accounts Receivable, Bill of Material Processor, Capacity Requirements Planning, Customer Order Processing, Fixed Assets and Depreciation, General Ledger, Inventory Management, Job Costing, Labor Performance, Master Scheduling, Material Requirements Planning, Payroll, Purchase Order and Receiving, Sales History, Shop Floor Control, Standard Product Costing, and Standard Product Routing. PC/MS-DOS software for the HP Vectra is also available.

MCBA is a registered trademark and Software Solutions That Mean Business is a trademark of MCBA, Inc. Copyright ©1988 by MCBA, Inc. All rights reserved.

ENTER 157 ON READER CARD

*LAN Interconnection Devices: Their  
Applications And Advantages*

# Connecting LANs

[By Tad Witkowicz]

**A**

great deal of confusion exists over the differences between repeaters, bridges, routers, gateways and file servers. In this article I'll

describe the different kinds of LAN interconnection devices, some of their advantages, as well as a general overview of the applications for them.

If you're not yet using a local area network, it's only a matter of time before you will. The popularity of LANs is growing rapidly because of many benefits derived through productivity. As a user, you're faced with choosing from a variety of different product offerings and have to deal with increasingly aggressive sales efforts by the many vendors who want their LANs installed in your facility. Each vendor offers a variety of hardware and software products that solve a myriad of computer communications problems. The broad applications of computers complicate the picture even more.

The complex choices you must make as to which application, which vendor, LAN standard, technology, etc., ideally will result in an environment where you'll have installed not one LAN (the way you really would like to), but rather several different LANs. Each installed LAN will be justified on the basis of a different set of parameters, budgets and timetables.

The final challenge faced by network users is the problem of how to integrate all of the networks together. This problem already has been recognized by many vendors who recently have begun offering a number of different LAN interconnection products including repeaters, bridges, routers and gateways, which provide means

of connecting multiple installed LANs. I'll attempt to give you some insight into the different types of LAN interconnections.

**T**HERE ARE AT LEAST a dozen major and 20 lesser LAN vendors offering hardware and software products for the LAN market. In addition, one must add the major engineering workstation and minicomputer manufacturers offering LANs as part of their product line. Each vendor offers a variety of basic LAN components and a number of applications-oriented hardware and software products.

Today, LANs are purchased primarily on the basis of their applications rather than on vendor or technology. This means that different applications are likely to be implemented using a variety of LANs from differing vendors. Also, the application orientation leads to a growth of LAN clusters, each dedicated to its own task. It's quite common to find clusters of engineering workstations, minicomputers, personal computers and LANs supporting terminal servers. The clusters often aren't implemented using the same LAN standard or networking hardware and software.

Despite the efforts of the many standards committees (and perhaps because of them), the number of LAN standards is expanding. Today there are four major LAN standards: Ethernet, STARLAN, Token Ring and MAP as well as a fifth, the Fiber Optic FDDI standard, in the works. In addition, there are a number of popular LANs such as ARCNET or IBM PC LAN which also are attractive in many applications. The result is that present and future LAN users should expect and plan for corporate networks that are multiLAN, multivendor and multistandard.

**T**HIS ADVERTISING MOTTO of one LAN company is intended to promote the idea of LAN connectivity. The need to interconnect various LAN clusters doesn't appear obvious at first. Clearly, the reason for networking workstations and PCs in different clusters is based on the type of application; therefore, you might assume that intercluster communication isn't required.

This argument is lost quickly. You merely have to look at a corporate environment observing constant people and equipment mobility.

Several years ago, IBM conducted a study that showed that, in an office environment, personnel are moved twice a year. This means that a marketing group may start in one physical cluster, but soon find itself dispersed throughout a building or assigned to different clusters. As a result, the PC LAN designed to serve this group is no longer neatly contained, but is spread out, requiring a new and more complex cabling scheme.

To avoid constant rewiring, small LAN clusters should be connected together so that regardless of where an individual is moved, he can connect to the LAN at a new location and remain in communication with his original group. Such con-

nectivity also allows the corporation to implement electronic mail and lets all the employees share all corporate resources.

Efficient LAN connectivity is also needed when LAN clusters begin to expand. As the number of devices attached to a single LAN cluster grows, LAN performance (throughput) declines.

An easy way to deal with this problem is to split up the original LAN into smaller segments and interconnect them using LAN bridges. LAN bridges restrict local traffic on each segment so that it doesn't contaminate the other segments, yet allows data to flow between devices located on different segments as if they were on the same LAN segment. This improves network reliability (failure of one segment leaves the other segments operational) and extends distance coverage.

These factors illustrate that connecting LANs together is simply the next step in the evolution of LAN technology.

**S**EVERAL IMPORTANT FACTORS enter the equation when a user decides to connect LANs together. Performance, cost and sufficient flexibility to accommodate future change become important considerations. Not all available products for interconnecting LANs fare equally well in these categories. The following is a brief description and analysis of each of the four connection methods available: repeaters, bridges, routers and gateways.

**Repeaters** are the simplest and least expensive (\$1,500 to \$3,000 each) of the four interconnecting devices in terms of design and functionality. They connect two similar LANs (two Ethernets, two Token Rings, etc.) together, functioning by repeating signals received on one LAN to the other. The repeater's application is to extend the distance LAN cable can cover.

Repeaters amplify and reconstitute (reshape and retune) distorted and weak signals (packets) before transmitting them onto the second LAN. Some repeaters are equipped with fiber optic interfaces to further increase the distance of the LAN coverage.

The repeater simplicity is also its drawback: While its function is to extend the LAN distance, it does so with limited success. Ethernet LANs can't be extended beyond the protocol's built-in propagation delay limit, which limits the end-to-end cable length to 2.9 km. With Token Ring applications where there's no such limit, repeaters can extend LAN distances much further.

Since repeaters simply repeat data, they offer no protocol conversion capability nor any data traffic reduction. In fact, as different LAN segments are connected using repeaters, the traffic on each segment increases by the sum of the traffic on each connected segment.

**Bridges** are intelligent devices that can connect similar and dissimilar LANs. Simultaneously they perform data packet filtering and media protocol conversion and act as LAN repeaters.

A bridge is a passive device that monitors data on each of the connected LANs and makes decisions about which data packets should be transferred across or should remain on the LAN where they were generated.

There are two bridge types: protocol independent or MAC layer (Media Access Control layer in the ISO LAN model) and protocol dependent, referred to as a Router. MAC layer bridges rely on the happy coincidence that all IEEE 802 LAN standards (Ethernet, STARLAN, Token Ring and MAP) use the same data packet addressing schemes. They use Destination and Source addresses of each data packet as a fundamental piece of information to make decisions regarding which data packets should be transferred from one LAN to the other.

The MAC layer bridge doesn't interpret the data information within each packet it handles and therefore isn't affected by the LAN protocol supported. It functions equally well with TCP/IP, XNS, DECNET, TOP, etc., or any combination of these.

In the process of data transfer, the bridge can change the transmission protocol so that an Ethernet packet is converted into a STARLAN, Token Ring or other type.

**Routers** rely on information within the data packet to determine which data packets to transfer. Consequently, routers need to understand the protocol of each data packet and will only bridge traffic of a single protocol.

Bridge performance is measured in terms of the number of data packets transferred between one LAN and another. Routers are slow with transfer rates of 500 to 1,000 packets/sec. MAC layer bridges transfer between 1,500 and 8,000 packets/sec. Despite the higher performance, MAC layer bridges actually are less expensive with prices ranging between \$5,000 and \$10,000. Router costs typically exceed \$10,000.

**Gateways** perform all functions of a router and provide protocol translation. The term gateway often is used to describe a spectrum of devices ranging from bridges connecting dissimilar LANs to protocol converters that let TCP/IP devices access applications that run under DECNET.

Strictly speaking, a gateway provides connection at the network layer (layer 3) or above in the ISO LAN model. In contrast to bridges, which are passive, gateways are active devices on a LAN. When a network workstation uses a gateway to communicate with a host, two communication sessions take place, one between the device and the gateway and the other between the gateway and the host. Each of the two communication sessions uses a different LAN protocol with the gateway acting as a translator/manager of the two sessions.

It's easy to realize that a gateway necessarily will be slow and have limited performance. It only can support several devices simultaneously in contrast to a bridge, which can support thousands of devices. Despite its limited performance, it's still an important element of the LAN interconnection solution, allowing applications to run on different machines regardless of the LAN protocols used. Since the protocol translation problem is a complex one, gateways usually are

Bridge Communications 2081 Stierlin Rd. Mountain View, CA 94043 ENTER 600 ON READER CARD	Digital Equipment Corporation 146 Main St. Maynard, MA 01754-2571 ENTER 602 ON READER CARD
CrossComm Corporation 133 E. Main St. Marlboro, MA 01752 ENTER 601 ON READER CARD	Ungermann-Bass Inc. 3900 Freedom Circle Santa Clara, CA 95052 ENTER 603 ON READER CARD

limited to specific applications such as file transfer or terminal emulation.

Gateways are available that connect XNS, TCP/IP and DECNET-based LANs to X.25, SNA and, in limited capacity, to each other. Their cost typically is between \$10,000 and \$15,000.

**File Servers** are the central unit around which personal computer LANs often are built. They provide the PC LAN with an operating system, large-capacity data storage, file management and a limited number of gateway and bridge features.

It's the latter that's of interest here. By virtue of being the heart of the PC LAN, the file server handles every application on the network and therefore is in an ideal position to perform the LAN connection functions.

Several vendors offer file servers that support multiple PC LANs without being limited to the same technology. File servers often can support Ethernet, Token Ring, STARLAN, Arcnet, etc., simultaneously in the same box. Such file servers clearly perform the necessary LAN interconnection functions. They're especially attractive in that the interconnection feature comes at a slight additional (\$1,000 to \$2,000) cost over the file server price (typically \$5,000 to \$15,000).

The biggest drawback of this interconnection product is that it will work only for PC LANs and is limited to *single vendor LAN products*. Networks implemented with devices in addition to PCs and/or different vendor PC LANs can't be connected using this approach.

**T**HE ABOVE DISCUSSION points clearly to the unique role that MAC layer (protocol transparent) LAN bridges will play in the LAN connectivity arena. The high performance and flexibility afforded by the protocol independence are the best choice for this application. This is especially important because the LAN world is destined to be multivendor, multiprotocol and multitechnology.

As far as the LAN interconnections are concerned, MAC layer LAN bridges will keep all the options open. By connecting similar and dissimilar LANs with bridges, you're assured of the ability to attach LAN devices anywhere within the network and establish connection with any other device. The addition of a few gateways also will provide the ability to establish communication sessions with machines running

dissimilar protocols, thus completing the connectivity picture. Figure 1 shows published performance and prices for MAC layer LAN bridges available today.

The ISO model defines how LAN communication occurs. A computer running an application on one LAN (top layer in the model) sends data over a cable (physical layer at the bottom of the model). Data must flow down from the application to the physical layer, picking up additional overhead that defines the communication language and format.

The other computer connected to a different LAN receives the information on the cable (physical layer) and peels off overhead information to retrieve the actual data. Any one of the lower layers can be different in a multiLAN environment, hence, the complexity of LAN interconnections.

Repeaters connect the transmission media (the cable) and require that both media be identical (i.e., both Ethernets, Token Rings or STARLANs). Bridges interface two LANs at the data link layer regardless of the media layer used. Hence, similar and dissimilar LANs can be interconnected (e.g., Ethernet-to-STARLAN, Ethernet-to-Token Ring, MAP-to-Ethernet, etc.). The connection is just under the three layers that define LAN protocol (TCP/IP, DECNET, XNS, etc.), making the bridge protocol insensitive.

Routers connect at the network level, which is the lower LAN protocol layer, hence, they're protocol-sensitive. A router can link two TCP/IP-, DECNET- or XNS-based LANs, but not

their combinations. Like a bridge, it performs its function regardless of the datalink and media layer types.

Gateways provide connectivity above the LAN protocol layers, providing a communication path between two LANs using different LAN protocols and type. A gateway must receive data from the medium on one LAN, peel off all the overhead specific to that LAN, and replace it with overhead of the other LAN. In this way, the host connected to LAN-B can understand the communication.

Since the gateway performs this function in both directions, it must understand both protocols. This process is very complex and subject to some variations that are application-dependent. Gateways don't provide universal translation and must be designed for specific applications.

File servers allow the same application (e.g., database management) by PCs located on two dissimilar LANs. They achieve this by virtue of the fact that the communication software (all the layers from application to network) is tailored for the specific application implemented. This generally is vendor-specific and highly proprietary. File servers form a closed system and can't be considered as universal devices for connecting LANs. — *Tad Witkowitz is president of CrossComm Corporation, Marlboro, MA.*

Would you like to continue to see articles on this topic?  
Enter on reader card  
yes 804 no 805

**FIGURE**

Company	Price \$	Filter Rate packets/sec.	Transfer Rate packets/sec.
<b>Bridge Communications</b> IB/1 Ethrnt/Ethrnt	10,000	7,000	2,500
<b>CrossComm</b> 487-EE Ethrnt/Ethrnt	5,400	15,000	7,500
487-ES Ethrnt/STARLAN	4,900	15,000	1,500
<b>DEC</b> LAN Bridge 100 Ethrnt/Ethrnt	8,800	8,000	4,500
<b>Ungermann-Bass</b> Net/One Bridge Ethrnt/Ethrnt	10,850	?	6,000

*Available LAN interconnection products for the ISO Model.*

# Modeling: The Purpose Of A Database

▲  
A Special Case Of A Very  
General And Unwholesome Condition  
▼

**A** “Database Dynamics” essay I’ve written begins with these three paragraphs: A database models the dynamic behavior of entities and their relationships by means of entries. An entry consists of a key (which uniquely identifies the entity or relationship) and a collection of attributes (which give quality and color to the entity or relationship).

Entities and relationships don’t just sit there. They interact with one another and with their environments: Transactions happen which affect (and are affected by) entities and relationships. Such transactions include changes in database structure as well as changes in the meaning and value of the information maintained by the structure.

We can’t store a real entity or a real relationship in a database, just as we can’t store a real orchestra in a stereo cassette. At best, we can hope to store a half-decent description or representation, which, through the magic of electronics, will play back a reasonably useful likeness. The representation, due to limitations of technology and economics, will consist of a group of values for a rela-

tively small collection of characteristics, which, in the case of databases, we call *fields*.

In this article, I’d like to discuss the word that specifies the purpose of a database. Let’s refer to my previous definition, with the emphasis now shifted from entries to models: “A database models the dynamic behavior of entities and their relationships by means of entries.”

Why modeling? Modeling implies redundancy, since we now have to deal with two things: the model and the modeled. Why do we bother? For convenience, either intellectual or economical. We can afford to manipulate the model (even in ways that will break it). We can’t afford to fool around with the real thing.

Even though we model because of convenience, most of the time, we deal with cumbersome models. Why do we put up with such ignominy? Let’s explore the issues.

Most database models reflect only the static part of a database (the entries and the datasets, with access paths, for instance). Few database models concern themselves with the dynamic behavior of entries, which they ex-

**[By F. Alfredo Rego]**

hibit when they become involved in transactions.

Unfortunately, we find this malady in all kinds of modeling. The database modeling problem is just a special case of a very general and unwholesome condition.

Let's now consider models that, besides dealing with static structures, also deal with dynamic transactions. Instead of just asking, "What is it?", we'll also now ask, "What's going on?" Let's deal with modeling, in general, since this will cover database modeling in particular.

**I**N DISCUSSING THE Database Administrator, I've said that, traditionally, the DBA's position has been linked to the rather misunderstood task of "maintaining the database." I say misunderstood because the emphasis has been mainly on the data-structure aspect of the database.

Two other fundamental aspects have usually been slighted: the reality that the model is trying to reflect, and the algorithms that manipulate the model to produce the results actually desired from the computer model itself.

The DBA is faced with unenviable choices:

- Which aspects of reality are going to be incorporated into the computer model, and which are going to be left out?

- Which algorithms are going to be allowed to manipulate the model, and which are going to be left out?

- Which data structures are going to be allowed to support the model, and which are going to be left out?

The painful part in these choices comes from the fact that what is left out of the computer model is as important for the model's effectiveness as what is actually put into the model.

## Modeling Checklist

**A** MODEL BUILDER has the awesome responsibility of choosing what is left out of the model as well as what is put into it. As a practitioner of this craft, I've developed, through the decades, a checklist that I'd like to share with you.

Avoid the blinding effects of powerful conventions and unquestioning familiarity. Don't take first principles for granted. Question them. Are they convenient? Are they useful? Are they current? Are they obsolete? Let's look at two specific examples: agendas and badges.

An agenda is a model for a meeting. There are many ways



Hewlett Packard users worldwide know that the MegaRam is the most cost-effective way to lower system response times!

With access times in the microseconds, the MegaRam lets you add more users and applications while simultaneously improving performance. Increased performance results in better system utilization and productivity.

The MegaRam is particularly well-suited for frequently accessed data, such as index/database files, scratch files and CAD/CAM, as well as for disk based operating systems. Or, use it as a high speed swapping and paging disk.

- Fully software compatible
- Easy to install; low maintenance
- Multi-ported
- Capacities from 2 to 128 Mbytes
- Both battery and magnetic backup
- Ideal for harsh environments

Interfaces via the HPIB, and supports the CS80 protocol, or via the I/O bus as a replacement for the MAC controller. Emulates the HP 79XX series of disk subsystems... and, the MegaRam is available **now!**

Request our new free brochure today!

With the MegaRam, the only thing going up is your productivity.

**IMPERIAL**

Imperial Technology, Inc.  
A Subsidiary of First Mississippi Corporation  
831 S. Douglas Street • El Segundo, CA 90245  
Telephone: (213) 536-0018  
Telex: 664469 • Fax: (213) 536-0124

ENTER 268 ON READER CARD

to arrange the order or topics in an agenda, depending on the meeting's objective. One seldom-tried order actually might increase the likelihood of agreement on thorny issues. The idea is to begin with items that most likely will bring consensus. This will create a feeling of cooperation and agreement that hopefully will spill into later discussions regarding conflicting items.

Many companies, including Hewlett-Packard, require that outsiders wear badges (bright red, to boot!) when they visit their buildings. This is very understandable. The badge is, in a way, a model of the person as that person is perceived by the company. Without affecting the usefulness of the model (from the company's perspective), the writing could be changed from "Escorted Visitor" to "Guest." The difference, as perceived by the outsider, would be dramatic and would benefit the visited company in terms of good will!

A good model should provide us with insight and understanding. It should encourage synthesis in thought, the shaping of analogy and the discovery of latent parallels. Given a choice among several models, go for the model that facilitates patterns.

For example, the touch-tone model of telephone dialing (besides being quicker) helps us remember long numbers by means of the "graphics" formed by the sequence of digits; such "graphics" are next to impossible to detect in a rotary dialing model.

As another example, consider the design of musical instruments, which are models for melody and harmony. I'm familiar with the piano and the guitar, but my first introduction to harmonics was through the acoustic (Spanish) guitar. This fact probably biased my opinion: The various keys and their harmonic chords, progressions and inversions are easier to detect, as patterns or graphics on the guitar (although I'm sure that some pianists would disagree with me, since they have the genius to detect any pattern on the piano keys!).

A good model shouldn't strain our memory. It should have good mnemonics. Software programs are notorious for failing to provide this common courtesy. Database schemas aren't far ahead. What do people mean when they say "MO-PD-X2-MSTR?"

**A** GOOD MODEL shouldn't overload the mind. Construction blueprints provide an example of division, in the name of sanity. We have an architect's drawing, which represents a perspective of the finished product (usually with trees, people, cars and so on, in a highly stylized format). We also have specialized blueprints for the plumbing,

electrical, structural and decorative elements. Blueprints, in themselves, come in various flavors such as "as planned" and "as built."

A good model should "go with the flow." We should use binary notation when we deal with individual bits or with combinations of individual bits. We should use quaternary (tetramorous) notation when we deal with groups of two bits (since 2 to the power of 2 is 4). We should use octal notation when we deal with groups of three bits (since 2 to the power of 3 is 8). We should use hexadecimal notation when we deal

with groups of four bits (since 2 to the power of 4 is 16), etc. Why, then, do we use octal notation on a 16-bit machine? This forces us to treat the rightmost 15 bits as five groups of three bits and the leftmost bit as an anomaly! This isn't too bad when we deal with one 16-bit word, but it becomes a stretching exercise for the brain when we deal with double words!

**A**N IDEAL MODEL should be a work of fine art. It should have an immediate intelligibility because of its beauty, order and elegance. It should deal with useful questions and issues and it should be applicable to the greatest number of

practical cases. It should stand the test of time and should be usable by a large number of persons.

A good model should "go with the flow." We should use binary notation when we deal with individual bits . . .

## Classic Models

**C**LOCKS AND CALENDARS model time. Even though we conceive time as a linear arrow that forever moves forward, our practical models of time tend to be modular. The classical clock has a round face with 12 divisions. The little ("hours") hand goes around the face in 12 hours. The big ("minutes") hand goes around the face in one hour. The optional "seconds" hand goes around the face in one minute. There are digital clocks that provide a "window" instead of a "face." This window flashes numbers that represent hours, minutes and seconds. Some digital clocks also flash days, weeks, months and years. It's easier to grasp the modularity of our time conventions if we look at a "classical" clock, with a face and hands that go around in the face.

In the classical calendar, we pull out a page at the beginning of each month. There are other calendar systems that have different moduli: They may have a page per day, week or year. Even though we know about other time chunks such as decades, fourscore, century, millenia, etc., we don't see calendars that model them. The ancient monuments created by the



Maya Indians in cities such as Tikal in Guatemala dealt with time in terms of thousands of years. The modern agendas and time-management systems have a hard time providing anything more long-term than a five-year calendar!

### Theatre In The Air

**F**EW DATABASE MODELS concern themselves with the dynamic behavior of entries, which they exhibit when they become involved in transactions. Unfortunately, we find this malady in all kinds of modeling. The database modeling problem is just a special case of a very general and unwholesome condition.

Let me share one of my pet peeves with you to illustrate my point.

I travel extensively on airplanes. As a result, I suffer (among other things) the opprobrium of "Theatre in the Air" movies. Movies, by the way, are models of fantasies. The fantasy created by the director, actors, etc., gets modeled by means of still frames that, when flickered on a screen in front of our eyes, fool us into thinking that the fantasy actually is moving.

At any rate, when the movie is good, the captain comes on the sound system, just at the most intriguing moment in the dialogue, to tell us that the outside temperature is 60 degrees below zero or whatever. The captain, who supposedly is in charge, seems to take special pride in ruining the flow of a good movie.

On the other hand, when the movie is bad (which is most of the time), I have no way to escape and I'm even forced to close my window, so I don't even have the choice of enjoying the view outside. Even worse, when the movie is horrendously violent and vicious and I have my little children with me, my blood really boils, particularly when I read this pap in the in-flight magazine: "Although this film has been edited for airline use, parental guidance is suggested." Notice that they use the cowardly passive voice (i.e., they don't say who, specifically, suggests that I use parental guidance). Also notice that they don't say how, specifically, I'm supposed to exercise parental guidance, given the fact that we're all strapped to the seat and must remain strapped to the seat facing the screen.

May your models (and the systems that you impose on your users) be nicer! —F. Alfredo Rego, *Adager, Antigua, Guatemala.*

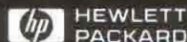
# THE BOTTOM LINE

SUBSTANTIAL  
SAVINGS

QUALITY  
REFURBISHMENT

ONE  
VENDOR  
SOLUTION

*When you are looking  
to invest in your business for less,  
but want the best value for your dollar...  
Consider the alternative.  
Remanufactured equipment from Hewlett-Packard.  
Peace of mind that only Hewlett-Packard can offer.*



HEWLETT  
PACKARD

## ... Top of the Line Remanufactured Equipment from HP

# DATABASE LANGUAGES

**Sophisticated Languages For Manipulating Large Amounts Of Data**

Closely related to business-oriented languages are database languages. These have been designed to efficiently store and manipulate large amounts of information. Although these languages often are used to obtain data for business decisions, their characteristics constrain them to optimally solve a smaller set of problems than those mentioned in my first languages article (see Vol. 2, No. 1).

Numerous commercial query languages are available. Many of the packages on the market are simply these same query languages with ascetic user-interfaces. **QUEL** and **SQL** are good examples of standard database languages used in packages such as **INGRES** and **DB2**.

Database languages generally include commands to select records, display the desired information, group information by type, combine two different types of records and generate statistics for groups. These languages are designed to answer queries about the data contained in a specific database. For example:

```
Range of PEOPLE is AUTHORS
Retrieve PEOPLE.NAME
Where PEOPLE.JOB =
  "GRADUATESTUDENT__CONSULTANT"
```

is a QUEL query asking for the NAME field of all members of AUTHORS whose JOB is GRADUATESTUDENT\_\_CONSULTANT. Database languages, when used properly, are also almost self-documenting. Since the implementation details of file input/output, sorting, statistics and other complex considerations are hidden from the user, queries specify only how to manipulate data in some English-like syntax, as in:

```
(select customer.name from deposit where
  bank.branch = "Cheltenham") union
```

```
(select customer.name from loan where
  bank.branch = "Cheltenham")
(an SQL query for all customers with loans or
  deposit accounts at the Cheltenham branch
  of a bank)
```

These languages and packages also serve to provide a variety of subtle, but extremely worthwhile services to the database user, such as security enforcement, query optimization, implementing integrity constraints and guarding against system failures. These services are performed without bothering the user for any implementation details, again abstracting system functions to a higher level.

There are, however, classes of database problems that these languages don't solve (since many database languages aren't closed mathematically). Database languages also are very rigid in their possible uses (you would find many general programming problems almost impossible to solve using these tools).

To remedy this, versions of the language embedded in other applications often are available, such as **CEQUEL** (QUEL embedded in C). These products offer excellent solutions to a variety of problems, combining strong application-specific routines with a general-purpose programming language.

ANOTHER IMPORTANT CLASS of programming languages covers the domains of scientific research and engineering. The languages presented in this section all share the common traits of being efficient and procedural (solving problems in a step-by-step process from beginning to end).

**Assembly languages** are not so much



**LANGUAGES**

**David Goldstein**



# Are you searching for a better way to maintain your Image™ database?

***PRESENTING IMF/1000  
THE FAST, CONVENIENT  
WAY TO MAINTAIN  
YOUR DATABASE—  
ON-LINE***

**N**ow you can maintain, modify or change your HP 1000's Image database without bringing your operations to a standstill. IMF/1000 is the only program—including HP's own utilities—that gives you the power and flexibility to alter your database without the time consuming task of unloading and reloading the database each time. IMF/1000 is an easy to use, menu-driven program that has been installed on hundreds of systems in the last four years. So take a closer look at IMF/1000, and be confident that you—not your database—control your operations.

- Change data set capacity
- Locate and repair broken chains
- Modify paths between sets
- Modify fields
- Change data characteristics

***Call today for more  
information and ask about  
our free demonstration  
program.***

HP 1000 and Image are registered trademarks of Hewlett Packard Co.



**COMSCI DATA SYSTEMS, INC.**  
P.O. Box 20101, Atlanta, GA 30325  
404-352-3533

ENTER 246 ON READER CARD

computer languages as just human-readable machine code. Assembly language programs basically consist of mnemonic devices for the exact machine instructions the computer is to execute. These instructions tend to be very primitive, as in:

```
LOAD    #3,Y
LOAD    X,2
ADD     X,Y
STORE   Y,2
```

to perform a simple addition of two numbers. Assembly language is very efficient, but tedious to use and difficult to learn.

**FORTAN**, the first "real" computer language invented, is known for its tremendous number-crunching capabilities. It has very rigid syntax, but is easy to learn.

FORTAN is a very plain, but efficient language; it doesn't support recur-

sion, defining new data types or overloading functions. One interesting feature of FORTRAN is that it does allow programmers to declare arrays with negative bounds (i.e., from -5 to 5).

**PASCAL** shares many similarities with FORTRAN. It originally was designed to teach algorithms and data structures. Therefore, PASCAL includes almost all the capabilities of FORTRAN, as well as a few important additional ones. First, PASCAL does permit recursion and defining new data types. This feature allows working with sets of discrete objects as many of the previously mentioned languages manipulate integers. Also, PASCAL permits the allocation of memory for building data structures on an "as-needed" basis. Therefore, PASCAL programs easily can represent data for which the upper bounds aren't known.

In contrast, FORTRAN allocates memory for variables in anticipation of

encountering the worst case, and so can't tackle such a problem without risking an error except by allocating more memory than needed. There is a tremendous number of problems that naturally use this trait, such as building complex data structures.

**FORTH** is a tremendously efficient language allowing programs to perform a wide variety of tasks. However, although FORTH allows programmers to do just about anything, the versions I've seen don't provide a lot of error checking (and so are prone to runtime errors).

FORTH attains its speed by being very similar to assembly languages; i.e., by being very machine-friendly and user-hostile. However, different versions of FORTH include different commands and capabilities, some of which are extremely sophisticated.


Furthermore, almost all FORTH commands can be removed or added at any time to improve efficiency; the fewer the commands a version of FORTH knows, the less it can do, but the remaining commands execute more efficiently. The commands removed also can be incorporated as part of FORTH again simply by reading them from a file. FORTH is a very difficult language to learn, but very popular for realtime programming because of the tremendous efficiency it offers.

All of these languages are available in compiled formats. Samples also are displayed in *Programs 1* and *2*.

LANGUAGES ALSO ARE AVAILABLE for numerous other specialized domains. For example, **LISP** (List Processing) and **PROLOG** (Predicate Logic) are two popular artificial intelligence languages. LISP features a programming environment where all data and programs are composed of lists, called "s-expressions." Programs are written to manipulate lists as data structures, allowing virtually any type of information conceivable to be stored. For example:

```
(square (corner 10 10)
        (corner 0 0) )
```

## SAVE 25% on the next printer for your HP 3000™



- HP™ and DPC™ technology come together with the Missing LINK
- Fully 256X compatible
- Speed 300-2000 LPM
- Nationwide service
- Just Plug-and-Go
- Delivery 15 days ARO

**LINK** →  
ELECTRONICS INC.

1120 Crane St.  
Menlo Park, CA 94025  
(415) 325-6280  
Telex 9102501537

**800-533-4956**

Name \_\_\_\_\_  
Company \_\_\_\_\_  
Address \_\_\_\_\_  
Phone \_\_\_\_\_

HP and DPC are manufacturers registered trademarks.

ENTER 104 ON READER CARD

# Finally...a direct solution to "I/O bottlenecks" on your HP 3000.

What if you could boost read/write times on your HP 3000 by 1000% or more — to as many as 360, 400 or even 1000 per second? Cut sort times 20 to 50%? Reduce compile times by 10 to 40%? Raise overall application productivity as much as 50%?

What if that performance came as plug-in data storage with, say, from 2 to 28 MBs of added memory? And left MPE totally unaffected?


Raises possibilities. Not the least of which is postponing costly CPU upgrades. And the attendant software conversion. An attractive proposition.

And no pipe dream. The XL/3000 RAMDISC — the first device of its kind for HP 3000s — makes it a reality.

**Shifts run time and response time into high gear**

The XL/3000 RAMDISC offers information exchange at

*memory access rates.* Its less-than-a-microsecond access time leaves conventional disc drives (25 to 35 milliseconds access time) far behind. Same for caching, with its typical 240



reads per second at best, not to mention other limitations.

RAMDISC implementation? The hardware goes in like a memory board. Add the software and configure RAMDISC as a typical storage device. In effect, you've created a battery-backed-up private volume. Achieved disc drive emulation — without the I/O overhead.

Begin by getting our free file-analysis tape — and target your most I/O-intensive files

XL/3000 heightens performance virtually anywhere session temporary files play a significant role — from development machines and graphics-intensive applications to spreadsheets and editors. And it sharply improves on-line response time by its ability to move individual data sets into RAMDISC.

Write or phone today. Arrange to receive our free easy-to-use file-analysis tape and an XL/3000 RAMDISC demonstration. You'll rapidly pinpoint I/O bottlenecks — and their solution.

## KELLY

COMPUTER SYSTEMS

1101 San Antonio Road, Suite 419  
Mountain View, CA 94043  
415/960-1010

Telex: 4931648 KELLY UI

**ENTER 146 ON READER CARD**



might be used to represent a square. This "square" then could be passed to programs to be manipulated in some form, as in:

```
(cube
  (surface
    (square (corner 10 10 10)
```

```
(corner 0 10 10)
(corner 10 0 10)...
```

which could be used as the beginning of a 3-D database. PROLOG, on the other hand, is a backwards-chaining, theorem-proving language.

Other noteworthy languages in-

clude **APL** (A Programming Language), a chic, efficient mathematical language; numerous simulations languages, such as **GPSS** and **SLAM**; as well as a variety of statistical languages such as **SPSS** and **BMDP**. In fact, there are languages specifically designed for almost any application imaginable.

One last interesting topic is military languages, such as **Ada** and **CMS2**. Various branches of the federal government have created several "ultimate" computer languages (each being considered the best by its creators and sponsors). Yet, despite the cynicism due to many military undertakings, Ada does offer quite a bit of promise as developers create larger libraries of software in it.

Although each of these languages is more complex than those presented above, and are beyond the scope of this article, a few of the features that were implemented as part of a tremendously long, carefully debated process are worth mentioning. Functional overloading, abstract data types, variable precision arithmetic, recursion and list processing are but a few of the features of these languages.

The mission to replace programmers with engineers via programming languages hasn't been an entire failure: Today's languages are so complicated and sophisticated that yesterday's programmers are now bona fide "computer engineers." Languages provide a wide variety of functions and should be chosen to suit exactly an application's needs or else valuable resources will be wasted. Besides allocating funds for purchasing software, buying the correct language is a function of equipment available, programming, training, documenting and maintaining the programs over their lifetimes. Making the correct decision on what language to use makes and breaks companies every day. —David Goldstein is an independent consultant and free-lance writer based in Elkins Park, PA.

Would you like to continue to see articles on this topic?  
Enter on reader card  
yes 812 no 813

Programs begin on page 54.

## TIRED OF WAITING ON SLOW PLOTS AND PRINTOUTS? HERE ARE TWO TIME-SAVING SOLUTIONS



**Use your HP computer virtually non-stop!** Simply connect a MicroPlot between your computer and plotter or printer. The result? You get back to work 500% - 2000% faster and save time - hours of time if you're working with complex plots or long printouts. Payback is measured in weeks - not years.

**Two Models save you money while you're saving time.** The **MicroPlot 80** offers intelligent buffer performance below dumb buffer prices. Pause, Copy, Purge, Multiple Plot Queuing, and Self-Test functions are standard. Memory expansion to 512K makes the MicroPlot 80 ideal for large printing and small-medium plotting applications. The **MicroPlot 80A** offers all features of the MicroPlot 80 plus separate indicators for buffer and input/output ports, Immediate and Pen-Up Command Pause Modes, HPL language mode, and Custom End of Plot Sequence Support. Memory expansion to 2 MByte and compatibility with major software packages make the MicroPlot 80A the logical choice for CAD/CAM/CAE applications.

**Peace of mind is included at no charge.** Both the MicroPlot 80 and MicroPlot 80A are covered by a "no-hassle" 30 Day Money Back Guarantee and full One Year Warranty. Responsive application engineering support and 24 hour repair service insure that you and your MicroPlot stay on the job.

<b>MicroPlot 80A:</b>	256K---\$995	512K--\$1,195	<b>MicroPlot 80:</b>	256K--\$845
	1MB--\$1,495	2MB--\$1,995		512K--\$995

### INTELLIGENT INTERFACES, INC.

P.O. Box 1486, Stone Mountain, Georgia 30086-1486  
1-800-842-0888 Telex: 910 2502628 INTELLIGENT UD  
In Georgia Call (404) 381-9891

Dealer and Value Added Reseller Inquiries Welcome

ENTER 250 ON READER CARD

# Introducing, the 4GL Environment



▶ The fourth generation language (4GL) was a revolution. It allowed programmers to code 10-20 times faster than COBOL! That's a benefit that is difficult to live without. However, when developing and running application systems, there is more to life than coding. Much more.

Enter the 4GL Environment. The next revolution.

▶ If you also want to improve the speed and quality of systems analysis and design, produce user manuals automatically, integrate PC's into your applications and still squeeze the most performance out of your hardware.

Then you need to find out about the SPEEDWARE ENVIRONMENT.

▶ Call us . . . . . Right now . . . . . Or else!

Infocentre Corporation

**info**centre

For more information contact:

Infocentre Corporation  
7420 Airport Road  
Suite 210  
Mississauga, Ontario  
L4T 4E5

In Europe call:  
London (01) 828-1897

Marketing Dept.  
Telephone (416) 678-1841

Only one product does it all,

 **SPEEDWARE™**  
ENVIRONMENT

Offices throughout the world including:  
New York, Los Angeles, Montreal, Toronto, London, Paris, Sydney.

# Program I.

This program is the renowned Towers of Hanoi problem solved in PASCAL. The problem features a number of descending-sized discs placed upon the leftmost of three pegs. The goal is to move these discs from the leftmost peg to the rightmost peg, one by one, without ever placing a larger disc atop a smaller one. Because PASCAL allows recursion, the solution seems quite intuitive: keep reducing the problem to moving (n-1) discs, until we have only one or two discs to move, and then consider the discs removed in the simplification.

A non-recursive solution to this problem (such as any written in FORTRAN) would be neither easily explained nor understood. A solution in C, a recursive language, might appear similar to this one.

```
PROGRAM HANOI(INPUT,OUTPUT);
TYPE (* New data types - tracking # discs/peg & specific discs on peg *)
  SPTYPE = ARRAY [1..3] OF INTEGER;
  STACKTYPE = ARRAY [1..3,1..50] OF INTEGER;
VAR
  DISKS, FROM, PTO, COUNT : INTEGER; (* # discs in problem, peg move *)
  I, J : INTEGER; (* from, peg move to, # moves so far *)
  SP : SPTYPE; (* 1..j - loop control; sp : represent pegs *)
  PEGS : STACKTYPE; (* represent discs on pegs *)
PROCEDURE POP (PEG : INTEGER; VAR TO_PEG : INTEGER);
(* Pops a disk off a peg *)
BEGIN
  SP(PEG) := SP(PEG) - 1;
  TO_PEG := PEGS(PEG, SP(PEG));
  PEGS(PEG, SP(PEG)) := 0;
END (* POP *);
PROCEDURE PUSH(PEG, SOURCE : INTEGER);
(* Pushes a disk onto a peg *)
BEGIN
  PEGS(PEG, SP(PEG)) := SOURCE;
  SP(PEG) := SP(PEG) + 1;
END (* PUSH *);
```

```
PROCEDURE PRINTDISKS(PEGS : STACKTYPE);
(* Display all the discs on pegs *)
BEGIN
  FOR I := DISKS DOWNTO 1 DO
    BEGIN
      FOR J := 1 TO 3 DO
        IF PEGS(J,I) <> 0 THEN (* CHECKIG EACH PEG FOR DISK *)
          WRITE ('---',PEGS(J,I) : 1,'---')
        ELSE
          WRITE(' ');
        WRITELN
      END (* FOR *)
    END (* PRINTDISKS *);
  [8
PROCEDURE MOVEDISKS(FPEG, TPEG : INTEGER); (* FROM, TO PEGS *)
(* Moves discs between pegs by placing "from" disc to "hand", then disc in
"hand" to "to" peg *)
VAR
  HAND : INTEGER;
BEGIN
  POP(FPEG, HAND);
  PUSH(TPEG, HAND);
  PRINTDISKS(PEGS);
END (MOVEDISKS *);
PROCEDURE TOWERS(NDISKS, FPEG, TPEG : INTEGER);
(* Performs the recursive moves for Towers of Hanoi problem *)
BEGIN
  IF (NDISKS = 1) THEN
    BEGIN
      COUNT := COUNT + 1;
      Writeln;
      Writeln(' MOVE A DISC FROM ', FPEG : 2, ' TO ', TPEG : 2);
      MOVEDISKS(FPEG, TPEG)
    END (* IF *)
  ELSE
    BEGIN
      (* Pegs can be treated as symmetric, so move N-1
```

Continued.

# ELECTRONIC FORMS

## The complete solution is now available !

The **IPRINT** Electronic forms products from **Indigo** provide the capability to print your data on laser printer forms. **No more pre-printed forms!**

**IPRINT** is a powerful forms design product for **PCs**. The design on the PC screen corresponds to the output on the laser printer. The complete camera ready copy for this ad was prepared using **IPRINT** on the **HP LaserJet Series II**.

**IMERGE** provides production printing capabilities using compiled **IPRINT** electronic forms. These forms can be stored in the printer. When **IMERGE** prints your data with the forms, only the data is sent. **IMERGE** is available now for the **PC, PC LANs, HP3000, DEC VAX, HP9000/300 and HP9000/840**. Ask about **IMERGE** on your computer.

**IPROMPT** provides an automatic data entry and print facility using **IPRINT** electronic forms on a **PC**. The data entry screens can be customized.

### BENEFITS OF USING ELECTRONIC FORMS:

- No investment in pre-printed forms inventory and storage is required;
- Short lead time and low cost to create new forms and change existing forms;
- No waste in discarding obsolete forms;
- Easy distribution to all your forms users;
- No operator is required to change forms;
- Improved operational efficiency and flexibility.

For more information contact:


*Barry H. Gillespie*

Product Manager, Indigo Software Ltd.  
1568 Carling Ave., Ottawa, Ont., K1Z 7M5  
Phone: (800) 267-9976 or (613) 728-0016

ENTER 220 ON READER CARD



# DOES NIGHTLY BACKUP GET YOUR SYSTEM DOWN?



Then take a look at how

**HIBACK/3000**  
... by HI-COMP

can help save you time and money!!!

**HIBACK/3000 provides functional components which address two critical areas within your ongoing production environment:**

- **HI-SPEED Database and File Backup**
- **HI-DENSITY Data Compression**

... all rolled into one easy to use product – with features such as: **Unattended Operation, Hi-Speed Execution and Shared Access during database backup.**

**HIBACK/3000 will increase your system's availability, give your System Manager higher productivity and save you money every day you use it.**

- Hi-density data compression for backup and network transfers can save you over 70% in both media and line transmission costs.
- Uninterrupted shared database access during store lets you backup databases while nightly reports are running or users are still online inquiring.
- Unattended backup to standard disc drives lets your system keep working while your staff is resting, by using your available freespace as a temporary or permanent backup media.

- Hi-speed combined database and file backup replaces DBSTORE and MPE STORE with a single high-speed facility.
- Full compatibility with all HP storage devices extends the useful lifespan of what you've got installed today and lets you take advantage of what comes out tomorrow.
- Remote restore to systems which do not have HIBACK/3000 installed lets you transfer data to those who haven't caught on to our secret yet.

Call today and let HIBACK/3000 start saving your organization time and money!!!

ENTER 158 ON READER CARD

HI-COMP Hinrichs GmbH  
Eichenlohweg 24  
2000 Hamburg 60  
Telephone: 040/6304011  
Telefax: 040/6316004  
Teletex: 2627-403960

**H · I · C · M · P**  
**INTERNATIONAL**  
Professional Software Tools for Hewlett Packard Computers

HI-COMP America, Inc.  
11 Cranberry Street  
Brooklyn, New York 11201  
Toll free: 1-800-DBETUNE  
Telephone: 718/855-4437  
Telefax: 718/875-4906

For Scandinavia: TDP A/S, Postboks 527, N-1301 Sandvika, Tel: 02/139090  
For the UK: Systems Software (UK) LTD, Mahler House, WR9 8DN, 130 Worcester Road, GB-Droitwich Worcester, Tel: 0905/77 99 02  
For all other countries contact HI-COMP for the supplier nearest you.

# Program 1 . . . CONTINUED

```

        disks from one peg to "hand" to remaining peg *)
        TOWERS(NDISKS - 1, FPEG, 6-FPEG-TPEG);
        TOWERS(1, FPEG, TPEG);
        TOWERS(NDISKS - 1, 6-FPEG-TPEG, TPEG);
    END (* IF *)
END (* TOWERS *);

PROCEDURE INITIALIZE;
(* Initialization (empty stacks, etc. *)
BEGIN
    COUNT := 0;
    FOR I := 1 TO 3 DO SP(I) := 1;
    Writeln(' Towers of Hanoi Solution');
    WRITE (' Enter number of discs ');
    READ(DISKS);
    Writeln;
    FOR I := 1 TO DISKS DO
        BEGIN
            PUSH (1,I);          (* Prepare pegs *)
            PEGS (2,I) := 0;
            PEGS (3,I) := 0
        END (* DO *)
    END (* INITIALIZE *);

BEGIN (* MAIN *)
    INITIALIZE;
    Writeln('Initial state of pegs:');
    PRINTDISKS( PEGS);
    TOWERS( DISKS, 1, 3); (* Move all discs from 1 to 3 *)
    Writeln;
    Writeln('Number of moves required: ',COUNT, 4)
END. (* HANOI *)

Output:
Towers of Hanoi Solution
Enter Number of Discs 3

Initial state of pegs:
-3-
-2-
-1-

Move a disc from 1 to 3

-3-
-2-
-1-

Move a disc from 2 to 3

-3-
-2-
-1-

Move a disc from 1 to 3

-3-
-2-
-1-

Number of moves required: 7

```

# Program 2.

```

FORTRAN

Since FORTRAN does not support recursion, there is no easy, intuitive
FORTRAN solution to Towers of Hanoi. Problems that are
recursively stated often have non-recursive solutions of the form:

if (the case one)
  (handle the one case)
elseif (case two)
  (handle case two)
elseif (case three)
  (handle case three)

endif
endif
endif

Yet, if the number of cases is large, this type of procedure can become tedious.
Also, since FORTRAN-77 has no type facility, datatypes are
more restricted and less easy to understand to someone who did not originally
write the program. There are other features FORTRAN lacks, but whose
discussion is beyond the scope of this text.

FORTRAN is aptly suitable for most non-recursive programming needs
and a tremendous amount of software already exists and is publicly
available in FORTRAN.

Here is a non-recursive FORTRAN program to compute factorials:

PROGRAM FACTORIALS(INPUT, OUTPUT)
INTEGER UPTO, RESULT, I

C UNFORMATTED WRITE FOR PROMPT
WRITE *, 'Generate factorial for what number'

C FORMATTED READ
READ (*, 'I1'), UPTO

```

```

C CALCULATE FACTORIAL OF UPTO
RESULT = 1
DO I=U I = 2, UPTO
    RESULT = RESULT * I
10 CONTINUE

20 FORMAT (1X,C,112)
WRITE 20, 'The answer is', RESULT
END

```

Forth

A part of a FORTH version of factorial is:

COMPUTEFACT (assuming UPTO, RESULT and I are on the stack and that a function
bring exists, N BRING bringing the nth element in stack to
the top )

```

(   DUP 3 BRING DUP 3 BRING <- IF / stack looks like
    RESULT 1 UPTO UPTO I
    RESULT 1 UPTO (comparison result)
/
ROT
DUP 3 BRING * SWAP 1 + / stack looks like
    UPTO RESULT I I 3
    UPTO I I RESULT
    UPTO I (RESULT * I)
    UPTO (RESULT * I) I 4
    UPTO (RESULT * I) (I+1)
/
(etc)
)

```

(The surgeon general cautions against the initiated programmers
programming in FORTH, and non-programmers even thinking about
programming in FORTH.)



## ***The application builder for the HP3000***

---

### **“Must I buy a runtime system?”**

A single copy of ARTESSA/3000 for your development site is all you need, because you can despatch compiled code to your user sites. ARTESSA/3000 saves you money!

### **“But what if I need to change my DP environment?”**

Because ARTESSA/3000 generates COBOL source, migration couldn't be easier. ARTESSA/3000 protects your investment!

### **“Won't it restrict my choice of design?”**

No, ARTESSA/3000 allows you to define your own standards, and ensures that they are consistently employed throughout your applications. ARTESSA/3000 gives you quality control!

### **“How can I ensure that we deliver what the user wants?”**

Using ARTESSA's powerful prototyping facilities, you can interactively design the man/machine interface, together with the user. ARTESSA/3000 will lead to satisfied end-users!

### **“How will it help with my maintenance workload?”**

To accomplish a change, mostly only requires a simple update to the System Inventory, and re-generation of affected programs.  
The ARTESSA/3000 user has a shorter maintenance backlog, and is not afraid of changes!

**ARTESSA/3000 is a powerful, sophisticated tool, designed for the professional COBOL development environment.**

**Call or write today! 1-800-3383772**

---

Assyst Computer Services (UK) Ltd  
Arden House, West Street  
Leighton Buzzard  
Beds. LU7 7DD  
United Kingdom  
+44-525-38 26 26

RAET Netherlands  
PO Box 4077  
6803 EB Arnhem  
The Netherlands  
+31-85-24 69 11

N.V. RAET Belgium S.A.  
Excelsiorlaan 4 a  
Zaventem  
B-1930 Brussels  
+32-2-720-9060

Field Technologies Pty Ltd  
62 Wellington Parade  
East Melbourne  
Victoria 3002  
Australia  
+61-3-4 17 56 61

COA Computer Systems, Inc.  
3370 South Service Road, Suite 207  
Burlington  
Ontario L7N 3M6, Canada  
(416)333-0611

Wescom Systems  
212 Pleasant Street  
Norwood  
Massachusetts 02062, USA  
(617)769-4344

Quality Consultants, Inc.  
1775 The Exchange, Suite 380  
Atlanta  
Georgia 30339-2016, USA  
(404)980-1988

Hawaiian Software Company  
4025 Avati Drive  
San Diego  
California 92117, USA  
(619)270-6316



Artesa/3000 is a registered trade-mark of  
RAET-Software Products BV,  
PO Box 4077, 6803 EB Arnhem, Netherlands, +31-85-24 62 18

# X

# WINDOW

## More Than Just A Windowing System, Part 2

The X Window system provides a method for application developers to write display and vendor-independent windowing software in a networked computing environment. Before getting involved with X, it would be nice to know the degree of programming effort required. My goal is to give you a sample of what to expect if you decide to follow the X avenue.

This is the second article in a three-part series examining the X system as implemented by Hewlett-Packard on its hardware within the HP-UX operating system. Part One of the series provided an overview of X including the operating model, a brief introduction into using X, and the hardware requirements. In this and future articles, the view into the X Window will be explored.

What better way to show what it's like to program in the X environment than by examining a simple X program? The program will create a window on the screen that contains a 12-button keypad as shown in *Figure 1*. Using the left button of a two-button mouse, the user can "press" the keys on the keypad. The program is terminated by pressing the mouse's right button. When a keypad key is pressed, the program will print a message identifying the key that was pressed. Some generality will be achieved by allowing the number of keys and the labels on each to be changed.

Before we get started, it's important to note that the code we'll be examining is for version X.10 of the X standard. With the X.11 version, the function calls will change, but the concepts will remain the same.

THE PROGRAM, which is called keypad, will be a client process of the X server. Recall that the client process communicates with the X server

by sending messages via an input and output queue (see *Figure 2*). The X server, sometimes called the display server, is responsible for managing a workstation's input and output devices including the keyboard, mouse and bit-mapped display. A client process will place messages into the output queue requesting resources and services from the X server. In turn, the X server will respond by placing messages into its input queue.

Since the X server is managing all the input devices (in the keypad case, only the mouse), the input queue will be the sole source of user input to the program. This suggests the structure of the program. It will consist of an initialization portion followed by an event loop. The event loop will wait on the input queue until an event is found, process the event, then wait again.

The first task necessary for generating the keypad is to request the server to create a window for the keypad display. The window is created using the function `XCreateWindow()` which requires, among other information, the size in pixels of the window. The window size determines the size of the keypad keys. In turn, the size of the keypad keys determines the size of the characters that are used to label the keys.

Unfortunately, the text sizes available on X server aren't infinite; there's a limited number of discrete character sizes available based on fonts. Therefore, the font is chosen first, which in turn will be used to define the keypad key size and ultimately the window size. The font size is given in units of pixels and is obtained from an X function.


Using the font size (height and width), the keypad key size can be calculated. The keys are assumed to be square and the distance between keys is set to one quarter of the key size. Once



## X

Ken Fullett

# FIGURE 1



the key size and spacing are determined, the window size can be calculated based on the layout of the keys.

This approach causes the size of the keypad to vary with display resolution. Given two monitors with the same physical size, the keypad will be larger on a display with lower resolution. This ensures readability on lower resolution displays; however, it also could cause a window to require more screen area than is available.

A designer must be cognizant of this to maintain a program's usefulness, either by using smaller characters or rearranging a window's contents. For example, there's a program provided with X called `bitmap` whose window doesn't fit on a medium-resolution display, making its use difficult.

Every window within the X system

is subject to manipulation by the user. The user is free to move, resize, iconify and shuffle the keypad window among the others present on the screen. The keypad window can be placed behind other windows or changed to an icon.

When the keypad window is made visible again, the X system doesn't retain the contents of the window. The burden is placed on client process. Whenever a window is exposed, the X server will place, by request, an `ExposeWindow` event into the client's input queue. The client must detect this event and redraw the contents of the window.

It's convenient to treat the keypad as an object with a finite number of states. Once a font has been chosen, the keypad geometry, which includes the width, height, key size and spacing, can be determined. The structure `__keypad__info` of `Program 1` defines the

## High Quality HP Computer Supplies At Low, Low Prices!

Stop paying more for your high quality HP computer supplies! All orders are shipped within 24 hours of your call, no minimum purchase required. Call for prices on a wide assortment of other supplies not listed in this ad.

### Diskettes (10/bx)

Sony 3.5" SS	19.95
Sony 3.5" DS	29.95
Sony 5.25" MD-2DD DSDD (96 tpi)	26.95
Sony 5.25" MD-2HD DSDD	32.95

### Supplies

3.5" Disc File Holder	15.95
5.25" Disc File Holder	15.95
Inkjet paper (500 sheets)	8.95
HP92261A Inkjet cartridges	7.95
HP10833B 2 meter HPIB cable	80.95
HP92205Y HPIB ABC Switch box	229.95

### Plotter Supplies

Multi-Media plotter pens (4/pk)	3.95
Multi-Media plotter pens (5/pk)	4.75
Rollerball plotter pens (4/pk)	7.95
Disposable plotter pens (4/pk)	15.50
Premium gloss paper 8.5x11	4.95
Plotter bond paper 8.5x11	3.75

### Memory Boards Series 9000 200/300

1 Mbyte RAM board	649.00
2 Mbyte RAM board	1249.00
4 Mbyte RAM board	2549.00
8 Mbyte RAM board	5419.00
2 Mbyte Error Correcting RAM	1749.00

### Peripherals

HP7475A 6 pen plotter, B size	Call for prices
HP2225A Thinkjet printer	Call for prices

### Data Cartridges

3MDC600HC 600' Data Cartridges	29.95
3MDC615HC 150' Data Cartridges	21.95
HP88140LC 600' Data Cartridges	37.00
HP88140SC 150' Data Cartridges	27.00

Questions? Talk to our friendly technical staff for help on all your HP supply needs. Visa and MasterCard accepted. \$2.00 shipping charge for orders under \$100.00. Call or write for school and government discounts.

**pcm**

P.O. Box 3482  
Thousand Oaks, CA 91359  
805-482-5585

ENTER 119 ON READER CARD

variables necessary for drawing and monitoring input of the keypad. The use of each is explained briefly in the program and will become apparent later.

The keypad is implemented using the function `keypad()` that's guided by three messages. The message `NEW` causes `keypad()` to create a window and draw the keypad based on the `keypad_info` structure. A message of `DRAW` instructs `keypad` to redraw the contents of an existing keypad. When an event is passed to `keypad`, the message `EVENT` causes `keypad` to examine the event to determine if any action is necessary. The program code for `keypad()` and its supporting functions is shown in *Program 2*.

The `main()` function of the program is shown in *Program 3*. The first task is to establish communications with the X server using the function `XOpenDisplay()`. This creates the input and output queues allowing subsequent requests. The function `error()` is a simple error-handling function that prints its string argument and terminates the program.

Once the connection with the server is established, the `keypad_info`

structure is stuffed and the function `keypad()` is instructed to create a keypad.

Finally, the event loop is entered, but first the X server must be told what event types are needed using the function `XSelectInput()`. If a mouse button is pressed while the mouse cursor is positioned within the keypad window, a `ButtonPressed` event will be sent that includes the coordinates of the mouse cursor. When the button is released, a `ButtonReleased` event is generated. As explained earlier, if the X server needs us to redraw the contents of the window, an `ExposeWindow` event is placed into the output queue.

The importance of this program structure is that additional keypads can be created by duplicating the `keypad_info` structure and calling the function `keypad()` with the `NEW` message. Each instance of the keypad is unique because it's drawn in a window with a unique window ID. Pop-down menus, single-line text editors or similar input facilities can be designed using this approach.

However, much more should be done before this program is practical.

This includes providing an icon and cursor, handling window resizing, using color, and a more intelligent redraw.

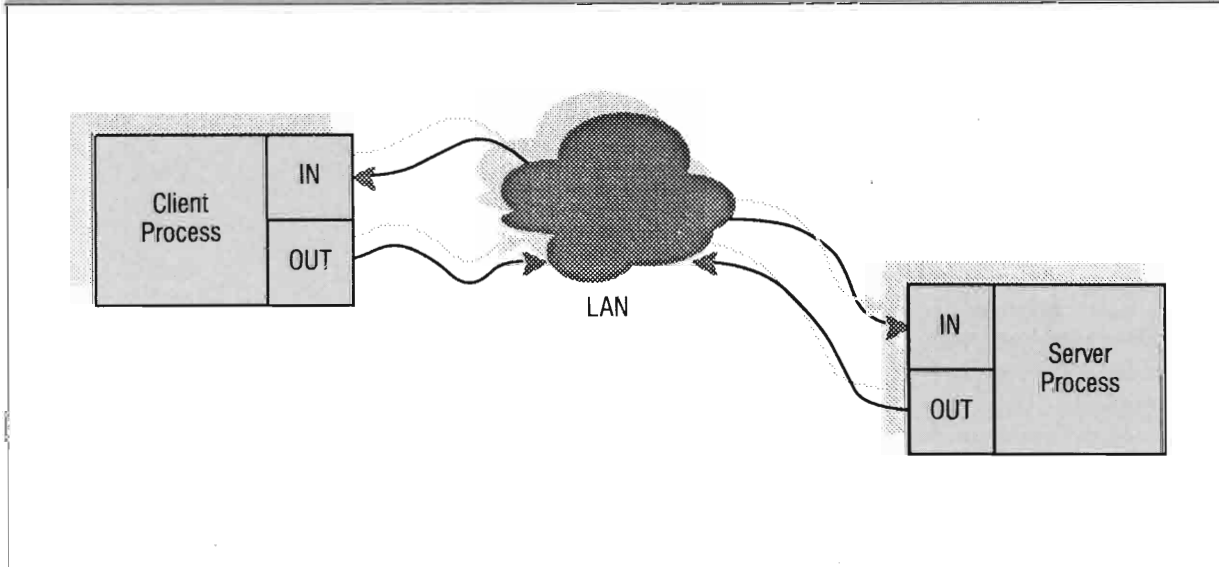
TO PRESERVE REAL ESTATE on the screen, a user may wish to replace a window with an iconic representation. The user is free to "iconify" a window at any time using the window manager (remember, the window manager is simply another client of the X server); other client programs have no control. If an icon isn't provided to the window manager, a default icon will be used. At worst, this could be a small square. At best, it may be a rectangle with the name of the program. A better icon is one that truly represents a program's function.

To provide good user feedback, the shape of the mouse cursor should change when it's positioned within the keypad window. The default mouse cursor is a large X, not very appropriate for the keypad. A different cursor shape, perhaps a finger, may be defined and specified with requests to the X server.

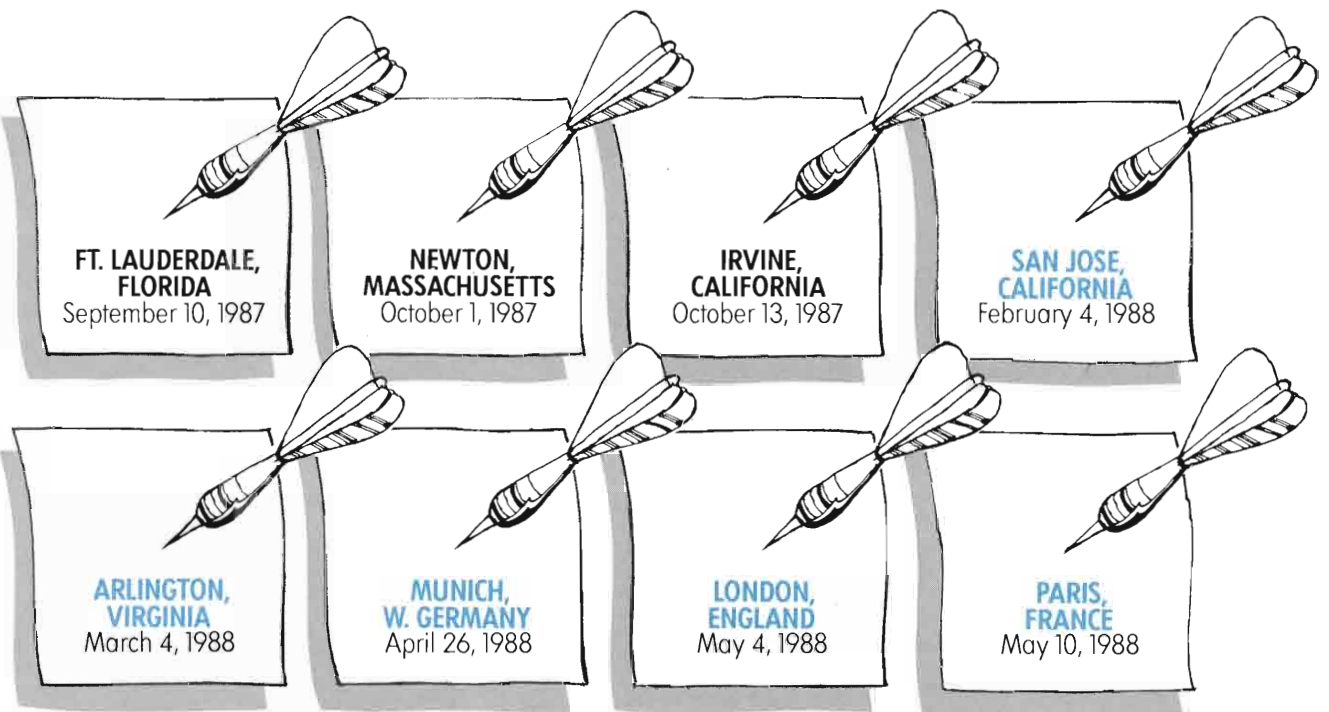
A problem related to the window manager is its freedom to resize any window at will. For this program, if the window is made larger, the keypad only

FIGURE

2



# Target In On COMPUTER GRAPHICS



**At the 1987/88 Computer Graphic Series of the Invitational Computer Conferences (ICC),** computer graphic manufacturers will meet with a pre-qualified group of system integrators, OEMs and large end users throughout the U.S. and Europe.

If you're a computer graphic manufacturer, you can time and cost efficiently bring the latest technical information and products to where your volume buying prospects live and work—and support your regional sales force in their territory.

If you're a volume buyer of computer graphic products, you can locally attend technical product seminars and see the latest graphic products demonstrated. As invited guests of the exhibiting companies there is no admission charge to the seminars or product displays.

Manufacturers of workstations, image processors, CAD/CAM software,

business graphics software, graphic enhancement boards, graphic displays/terminals, printers/plotters, laser and ink-jet printers, film recorders, input devices and other associated computer graphic peripherals—target your U.S. and Europe sales territories. And volume buyers—target the Computer Graphic ICC closest to you and call your local computer graphic supplier, or our offices, for an invitation.

In the U.S. contact: Invitational Computer Conferences, B.J. Johnson & Associates, Inc., 3151 Airway Avenue, C-2, Costa Mesa, CA, Tele.: (714) 957-0171—Telex: 5101002189 BJ JOHN.

In Europe contact: Invitational Computer Conferences, C.J. Nicholl & Associates, Ltd., 37 Brompton Road, London SW3 1DE, England—Tele.: 01-581-2326—Telex: 888068 CJNAD G.



**Ask about the OEM Peripheral Series and the PC Reseller Series of the Invitational Computer Conferences.**

ENTER 152 ON READER CARD

will occupy the upper left corner of the window. If the window is made smaller, some of the keypad keys won't be visible. To fill the window with the keypad, different size fonts and keys would be needed depending on the size of the window.

Redrawing the entire keypad every time an `ExposeWindow` event occurs is easy, but not necessarily the best method if the image is more complicated. If one pixel in the corner of the keypad is covered and uncovered, the program will redraw the entire window. Ideally, only the erased portion of the keypad should be redrawn. The `expose` event contains the information necessary for achieving this.

Because X is controlling the user input and output devices, the program

code relating to the X Window system is entirely for user interfacing. Admittedly, if you want to design your own user interface, you write the code once and use it over and over.

The example shown here uses the lowest level of the X system. It's expected that various vendors will build toolkits to provide a standard user interface using the basic X functions. HP has provided a user interface library called Xray that includes pop-down menus and other tools necessary for obtaining input from a user. This toolkit, which will be examined in the next part of this series, still requires a fair amount of programming effort to use.

Other toolkits are being developed by vendors contributing to the X standard; however, they're presently not

available in the official HP version of X. The power of the X concept makes much of the extra programming worthwhile. Both a better user interface and multivendor display capability are achieved at the same time. X really is in its infancy, as far as a standard goes. As it grows up, it's natural to expect many tools that aid the program developer including extensive libraries and screen design programs that let you draw your screen instead of writing the code. —Ken Fullett is a scientist in the Transponders Dept., Comsat Laboratories, Communications Satellite Corporation, Clarksburg, MD.

Would you like to continue to see articles on this topic?  
Enter on reader card  
yes 814 no 815

## Program 1.

```

1  /* include file keypad.h */
2
3  #define BRUSHWIDTH 2 /* line thickness around each keyboard key */
4
5  /* message types for keypad object */
6  #define NEW 1
7  #define DRAW 2
8  #define EVENT 3
9
10 struct _keypad_info
11 {
12     FontInfo *font_info; /* pointer to X font info struct */
13     int nrow; /* number of rows in keypad */
14     int ncol; /* number of columns in keypad */
15     char **labels; /* pointer to ragged array with labels */
16     Window win_id; /* id of window from XCreateWindow() */
17     int win_height, win_width; /* size of window in pixels */
18     int key_size; /* height and width of each keypad key */
19     int key_space; /* spacing between keypad keys */
20     int key_area; /* used to determine which key pressed */
21     int pressed_key; /* index of a key that is pressed */
22 };

```

## Program 2.

```

1  #include <stdio.h>
2  #include <X/Xlib.h>
3  #include <string.h>
4  #include "keypad.h"
5
6  #define MAX(a, b) ((a) < (b) ? (b) : (a))
7
8  extern int error(); /* reports error and does an exit() */
9
10 /*.....*/
11 void stuff_vertex(x, y, flags, vertex)
12     int x;
13     int y;
14     int flags; /* instruction as to how point is handled */
15     Vertex *vertex; /* X defined struct for point */
16 {
17     vertex->x = x;
18     vertex->y = y;
19     vertex->flags = flags;
20 }

```

## Program 2... CONTINUED

```

21 /*.....*/
22 int draw_rect(win, x, y, width, height)
23     Window win; /* destination window of rectangle */
24     int x, y; /* upper left corner of rectangle */
25     int width;
26     int height;
27 {
28     Vertex vlist[5]; /* five points to draw rectangle */
29
30     /* calculate and stuff each point */
31     stuff_vertex(x, y, 0, &vlist[0]); /* upper left */
32     stuff_vertex(x + width, y, 0, &vlist[1]); /* upr right */
33     stuff_vertex(x + width, y + height, 0, &vlist[2]); /* lwr right */
34     stuff_vertex(x, y + height, 0, &vlist[3]); /* lwr left */
35     stuff_vertex(x, y, 0, &vlist[4]); /* upper left */
36
37     XDraw(win, vlist, 5, BRUSHWIDTH, BRUSHWIDTH,
38           BlackPixel, GXcopy, AllPlanes);
39 }
40 /*.....*/
41 int range(n, min, max)
42     int n;
43     int min;
44     int max;
45 {
46     /* make sure n is between min and max */
47     if (n < min)
48         return (min);
49     else if (n > max)
50         return (max);
51     else
52         return(n);
53 }
54 /*.....*/
55 int keypad_draw(keypad_info)
56     struct _keypad_info *keypad_info;
57 {
58     int x, y; /* working point pair */
59     int row, col; /* position of key within keypad */
60     int nlabels = 0; /* label index */
61     int text_height_center; /* offset to center text in height */
62     int text_width_center; /* offset to center text in width */
63
64     XMapSubwindow(keypad_info->win_id); /* have X-server draw window */
65
66     /* calculate text height placement */
67     text_height_center =
68         (keypad_info->key_size - keypad_info->font_info->height) / 2;
69
70     /* draw each key and write its label */
71     for (row = 0; row < keypad_info->nrow; ++row)
72     {
73         for (col = 0; col < keypad_info->ncol; ++col)
74             ;

```

Continued.





**T**wenty-two percent of *HP PROFESSIONAL* Readers . . .  
 have DEC VAXs at their site. Are you one of them?

**A**re you a DEC computer user . . .  
 a buyer of DEC hardware, software, peripherals?

**D**o you read *DEC PROFESSIONAL* . . .  
 the leading monthly magazine for DEC computing?

- It's FREE!
- It's informative.
- It's monthly.
- It's read by over 90,000 professionals like you.
- It's time you had a free subscription too!

Read *DEC PROFESSIONAL* for information on the latest hardware, software, programs, new products, industry trends, problem solving suggestions and more. Each issue has timely, relevant DEC computing information. And each issue is a valuable reference you'll want to keep on hand for months to come. (Some of our subscribers have *DEC PROFESSIONAL* "libraries.")



**S**tart Your Free Subscription . . .

Enter 299 on the Reader Information Card  
 and we'll send you a subscription application today!

*It's Free!*

ENTER 299 ON READER CARD

HP

## Program 2 . . . CONTINUED

```

75     x = keypad_info->key_space + col *
76         (keypad_info->key_space + keypad_info->key_size);
77     y = keypad_info->key_space + row *
78         (keypad_info->key_space + keypad_info->key_size);
79
80     draw_rect(keypad_info->win_id, x, y,
81             keypad_info->key_size,
82             keypad_info->key_size);
83
84     text_width_center = (keypad_info->key_size
85         - XStringWidth(keypad_info->labels[nlabels],
86             keypad_info->font_info, 0, 0)) / 2;
87
88     XTextMask(keypad_info->win_id, x + text_width_center,
89             y + text_height_center,
90             keypad_info->labels[nlabels], 1,
91             keypad_info->font_info->id, BlackPixel);
92     }
93 }
94 return(0);
95 }
96
97 /******
98 int keypad_new(keypad_info)
99     struct _keypad_info *keypad_info;
100 {
101     /* calculate keypad key size and spacing */
102     keypad_info->key_size =
103         MAX(2 * keypad_info->font_info->height,
104             3 * keypad_info->font_info->width);
105     keypad_info->key_space = keypad_info->key_size / 4;
106
107     /* area is used to determine mouse position on event */
108     keypad_info->key_area = 5 * keypad_info->key_space;
109
110     /* calculate window size */
111     keypad_info->win_width =
112         (keypad_info->ncol * keypad_info->key_size) +
113         (keypad_info->ncol + 1) * keypad_info->key_space / 4;
114     keypad_info->win_height =
115         (keypad_info->nrow * keypad_info->key_size) +
116         (keypad_info->nrow + 1) * keypad_info->key_space / 4;
117
118     /* Request server to create absolute sized window */
119     if ((keypad_info->win_id = XCreateWindow(RootWindow, 10, 10,
120         keypad_info->win_width, keypad_info->win_height, 5,
121         BlackPixmap, WhitePixmap) == NULL)
122         error("XCreateWindow");
123
124     keypad_draw(keypad_info);
125     return(0);
126 }
127
128 /******
129 int keypad_event(keypad_info, event)
130     struct _keypad_info *keypad_info;
131     XEvent *event;
132 {
133     int key;
134     XButtonEvent *bevent; /* used to cast event structure */
135     int row, col; /* cursor position in key matrix */
136     int half_key_space = keypad_info->key_space / 2;
137
138     /* make sure event was generated within keypad window */
139     if (keypad_info->win_id == event->window)
140     {
141         switch (event->type)
142         {
143             case ButtonPressed: /* mouse button pressed */
144                 bevent = (XButtonEvent *)event;
145
146                 /* check which mouse button pressed */
147                 if ((bevent->detail & 3) == RightButton)
148                     return(EOF);
149                 else /* calculate which keypad key pressed */
150                 {
151                     col = (bevent->x - half_key_space)
152                         / keypad_info->key_area;
153                     col = range(col, 0, keypad_info->ncol - 1);
154
155                     row = (bevent->y - half_key_space)
156                         / keypad_info->key_area;
157                     row = range(row, 0, keypad_info->nrow - 1);
158
159                     /* store the pressed key in structure */
160                     keypad_info->pressed_key =
161                         col + keypad_info->ncol * nrow;
162                 }
163                 return(0);
164             case ButtonReleased: /* any mouse button released */
165                 key = keypad_info->pressed_key + 1;
166                 keypad_info->pressed_key = 0;
167                 return(key); /* return previously stored key */
168             case ExposeWindow: /* window uncovered */
169                 keypad_draw(keypad_info);
170                 break;
171             default:
172                 break;
173         }
174     }

```

## Program 2 . . . CONTINUED

```

173     }
174     return(0);
175 }
176
177 /******
178 int keypad(msg, keypad_info, event)
179     int msg;
180     struct _keypad_info *keypad_info;
181     XEvent *event;
182 {
183     switch (msg)
184     {
185         case NEW:
186             return(keypad_new(keypad_info));
187         case DRAW:
188             return(keypad_draw(keypad_info));
189         case EVENT:
190             return(keypad_event(keypad_info, event));
191     }

```

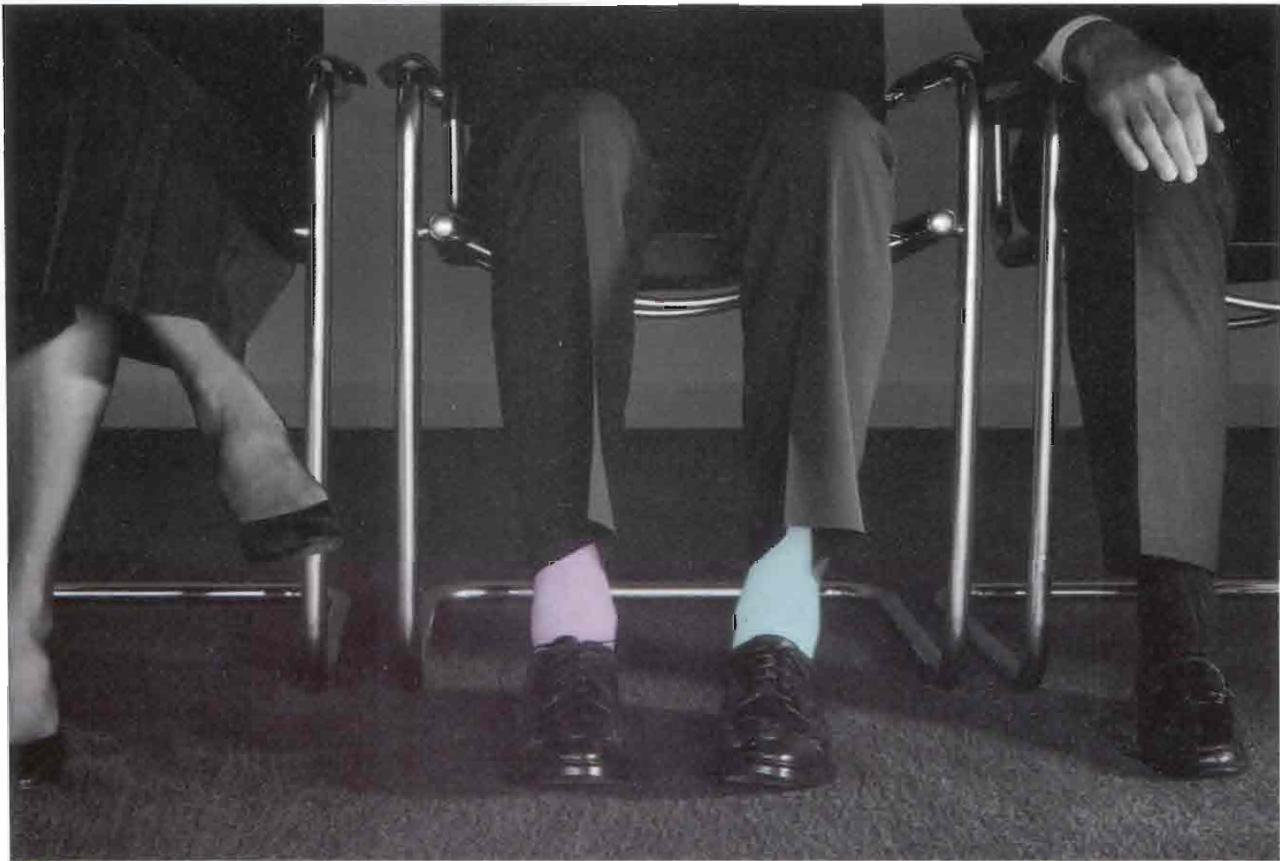
## Program 3.

```

1 #include <stdio.h>
2 #include <Xlib.h>
3 #include <string.h>
4 #include "keypad.h"
5
6 #define NROW 4 /* number of rows in keypad */
7 #define NCOL 3 /* number of columns in keypad */
8 #define KEYPAD_FONT "monospace"
9
10 extern int error();
11 extern int keypad();
12
13
14 /******
15 main(argc, argv)
16     int argc;
17     char *argv[];
18 {
19     struct _keypad_info keypad_info;
20     XEvent event; /* X defined event structure */
21     static char font_file[24] = KEYPAD_FONT;
22     static char *labels[NROW * NCOL] =
23     {
24         "1", "2", "3", "4", "5", "6", "7", "8", "9", "+", "0", "="
25     };
26     int key; /* index of keypad key pressed */
27     int not_done = 1; /* loop flag */
28
29     /* establish communications with the X-server */
30     if (XOpenDisplay(NULL) == NULL)
31         error("XOpenDisplay");
32
33     /* get font information and put into keypad structure */
34     if ((keypad_info.font_info = XOpenFont(font_file) == 0)
35         error("XOpenFont");
36
37     /* initialize the keypad_info structure */
38     keypad_info.nrow = 4; /* number of rows in keypad */
39     keypad_info.ncol = 3; /* number of columns */
40     keypad_info.labels = labels; /* text to appear on each key */
41
42     keypad(NEW, &keypad_info); /* create instance of keypad */
43
44     /* Catch the desired Events */
45     XSelectInput(keypad_info.win_id, ButtonReleased | ExposeWindow |
46         ButtonPressed);
47
48     /* event loop, wait for event and process until exit */
49     while (not_done)
50     {
51         XNextEvent(&event); /* wait for event */
52         switch (key = keypad(EVENT, &keypad_info, &event))
53         {
54             case 0: /* keypad handled any processing */
55                 break;
56             case EOF: /* keypad detected right mouse button */
57                 not_done = 0;
58                 break;
59             default: /* a key was pressed on keypad */
60                 printf("keypad key %s pressed\n", labels[key - 1]);
61                 break;
62         }
63     }
64     return(0);
65 }

```

# There's one error even our software won't flag.



When it comes to computer operations, you'll find NSD's JobRescue™ is perfectly matched to your needs.

The reason? It's integrated. Which means you can have one program that answers all your production requirements. That's because JobRescue now has expanded capabilities. So we handle everything from reports to production scheduling to batch job management.

But make no mistake! We are still the standard in error management for HP. During operation, JobRescue works online and in the background. Examining your \$STDLISTs for errors continuously. And alerting you when they occur.

Still, eliminating hidden production errors is just the beginning. Our new report and scheduling modules will help you greatly improve the overall quality of your work as well. So you can now manage virtually every facet of your computer operations.

That's why you should give us a call. We'll answer any questions you have and send you our JobRescue demo.

JobRescue. You need it for a very basic reason.  
Nobody's perfect.



NSD, Inc. 1670 South Amphlett Blvd.  
Suite 103, San Mateo, California 94402  
800.538.3818, (In CA) 800.538.9058  
Canada 800.445.3818, Local 415.573.5923

ENTER 288 ON READER CARD

JobRescue is a trademark of NSD, Inc.

Looking for Trouble HP 3000 Software

# INFORMATION PERFORMANCE

## Data: A Necessary Evil Or A Corporate Asset?

From the time when merchants first began selling their wares on street corners, companies have been making decisions based on experience in the marketplace. With the growth in company sizes and the advent of computer technology, much of the information that these decisions are based on are “locked” inside computer systems.

But the sheer volume of data that’s captured as business transactions occur makes it difficult for even the most advanced database systems to provide timely information on an as-needed basis.

As computer systems developed, we became increasingly caught up in the activity of capturing information. Transaction throughput seemed to be the only concern when DP staffs were budgeting for software development or hardware purchases.

Somewhere along the line, we forgot one of the primary reasons for capturing that data: not collecting receivables or paying bills, but using that data as a source of knowledge to draw upon when making decisions about directions in the marketplace.

INFORMATION MUST BE CAPTURED before it can be disseminated. The capturing of information requires the intervention of human beings; those same human beings who are requesting the system and either directly or indirectly paying for it.

There’s a lot of energy and enthusiasm that goes into record layouts, screen design and user interfaces. Report formats also are developed, but even shops that are proactive and advanced enough to prototype a system for user review rarely go beyond transaction screen reviews.

As a result, reporting becomes an “after-thought,” the last step in the system develop-

ment cycle, typically assigned to junior programmers. The benefits of a system that most directly will affect management and their long-range decision-making are given a relatively low priority.

Another contributing factor to the failure of adequately defining and ultimately providing useful information to management, is that user management often has a difficult time defining what they need.


It’s difficult for someone without a technical knowledge of the design of a system to understand what the possibilities are. They tend to rely on the reports that they currently are getting (either from a current system or from information that’s compiled manually) to provide a model for what they request from the new systems. Sometimes they’ll request enhancements to these reports as a part of the new system, but rarely do they have the knowledge to let their imaginations run wild.

Often, reporting requirements are met only after a lengthy, “iterative” cycle of requests. User management doesn’t know what they need until they don’t get it. The results often are that many reports developed during system development aren’t as useful as they could be.

### Discrete Information

There’s a tendency to lump information into various categories. Terms like “management reporting,” “online inquiry,” “summary reporting” and “exception reporting” often are used to describe the different types of inquiries that are required within a system. One common element to all of these requirements is that a manager typically needs a specific piece of information when referencing a report or screen.


Take as an example a recent conversation



## INFORMATION PERFORMANCE

Kathy McKittrick

# Life without OMNIDEX...



There is a better way. Imagine getting information in seconds instead of minutes or hours.

Imagine **OMNIDEX**.

**DISC**

**Dynamic Information Systems Corporation**  
910 Fifteenth Street, Suite 640  
Denver, Colorado 80202 (303) 893-0335  
In California call (415) 367-9696  
In Europe call Datasphere Ltd. 0372-386838

ENTER 176 ON READER CARD

# Total Support

- **Field Service**
- **Buy and Sell**
- **Depot Repair**

DATAGATE stands prepared to respond immediately to your hardware and hardware maintenance needs, backed with a decade of Worldwide support of Hewlett-Packard computers and instrumentation.

**(408) 946-6222**

## DATAGATE

Specialists in the Maintenance of Hewlett-Packard Computers & Instruments

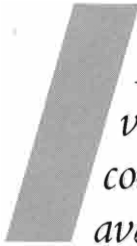
**1971 Tarob Court  
Milpitas, CA 95035-6035**

ENTER 132 ON READER CARD

I had with a DP manager at a manufacturing company. As we were touring the facility, we were discussing the issue of exhaustive reporting versus selective reporting. The DP manager commented that the reports provided to sales management in his company were all

computer to process that request, it would have to read through many records checking for a given product line and date. That simply wouldn't be practical in an online environment.

So, the MIS department provides the best solution possible — a monthly



*Perhaps the best way to measure the value of information is to measure the cost of not having the information available.*

exhaustive reports. They had no need for immediate access to specific information.

A few minutes later we passed the desk of a sales manager who was leafing through an 80-page report, looking for the piece of information that he needed at that moment. In fact, the sales manager did need very selective information. Unfortunately, he manually had to search through an exhaustive report to find it.

Responsible MIS departments try to make the online versus batch decision based on need as much as possible. If a particular type or form of information is required only on a monthly basis, a batch report is a viable and responsible solution.

If, on the other hand, the information is needed on an ad hoc basis, every attempt will be made to provide that information online, at the fingertips of the user requiring that information.

Unfortunately, other factors come into play when evaluating this need. Some user requirements that would best be met by providing online instant inquiry simply aren't possible due to the overhead that it requires to process the request.

Take that sales manager at the manufacturing company as an example. He may have needed to find out how many units of a given product line sold in a given time period. In order for the

report summarizing sales on a quarter-to-date basis. Although this proved to be cumbersome for the sales manager, it was indeed the best solution that MIS could provide.

### Timely Information

Let's suppose MIS instantly could provide the sales manager with current sales information in an online environment. What would the value of that information be?

It's difficult to assign a dollar value to instant, accurate information. Obviously, it must be done on a case-by-case basis.

In the case of our sales manager, he was preparing for a meeting where he would be asked if a certain product line should be discontinued, whether more or less inventory on that product line should be produced and, in general, what response in the marketplace was to the line.

Based on the report he had in front of him, he had no way of knowing that during the three weeks prior to the meeting, sales had increased as the market became aware that his company was offering the product. As a result, he reported to the operations manager and the president that current levels of pro-

duction were adequate.

To make a sad story short, the result was that the company sold out of that item within the next week, customers became irate when the product wasn't delivered and they started buying from a competitor.

Perhaps the best way to measure the value of information is to measure the cost of not having the information available.

How can MIS best exploit information "locked" inside the system? Clearly, there's no single answer. Solutions to maximizing the value of data must be weighed in terms of cost/benefits. Let's examine some of the information "problems" that need to be solved and some proposed solutions to those problems.

**Summary Reporting.** These are reports where detail information is unnecessary, but the "bottom line" or aggregate information is required. When the president of the company wants to reference information on revenues on a month-to-date or quarter-to-date basis, he or she wants to look at a bottom-line figure, not the details.

One of the best ways to provide this information is through the use of historical databases. Periodically, information from the online transaction database is accrued and written to a separate database. Where it took thousands of records to record detail information in the transaction database, the informational database can summarize the information in a few dozen records.

**Cost:** One obvious cost is the resources needed to design and develop the database, the programs to download data and the report programs to retrieve, format and print that data. Remember, however, that this is a one-time cost versus the recurring cost of basing decisions on old information and exhaustive reads of detail information to provide what quickly becomes untimely data.

Another cost is the machine resources to download the data periodically. This cost can be minimized by indexing the criteria in the transaction database that will be used to select

# Share Laser Printers

## Share any printer.

Laser, letter quality, plotter, dot matrix, even FAX.

## Connect any PC/any application.

Even provides a 3287 link between your laser and a mainframe.

## Set up is easy.

Reliable and familiar asynchronous connections plus Auto-Install to get you going quickly.

## Pop-up menus for instant access.

Easy-to-understand, the popups let you access the full functionality of PrintDirector from within any application.

## Printer Management.


Make printer use easier to manage and get better looking documents with printer feature selection libraries, font selection, collated copies, tray control, forms selection, resource utilization reporting, even use different types of printers with PrinterIntegration.

Call Digital Products today: 1-800-243-2333; in California: 1-800-247-2006.

## PrintDirector

Digital Products, Inc., 108 Water Street, Watertown, MA 02172 617-924-1680

PrintDirector is a trademark of Digital Products Inc.



ENTER 161 ON READER CARD

## ATTENTION WEST COAST HP PROS

HP PROFESSIONAL is searching for a West Coast editor in the San Francisco Bay area. If you have knowledge of Hewlett-Packard computer systems and are interested in writing feature and news articles, as well as software and hardware reviews, send your resume and writing samples to:

Managing Editor, HP PROFESSIONAL, P.O. Box 445, Spring House, PA 19477

records for extraction to the history database.

By eliminating serial or lengthy chained reads when querying the transaction database, this approach still will cost less than trying to obtain summary

**Exhaustive Reporting.** This type of report requires exhaustive reading of data in order to print all records in a file or data set. Examples would be an inventory catalog or mailing labels for a mailing to all customers.

Ltd.), for example, will read 28,732 bytes of information for each disc I/O. The block read then is broken down into individual records in memory. Assuming that the record in our example above was 256 bytes long, SUPRTOOL would read 112 records for each physical disc I/O. The extraction done by a regular serial read, therefore, at two records per disc I/O would take 56 times longer than SUPRTOOL.

**Cost:** The cost associated with this solution is the price of SUPRTOOL and a very small learning curve associated with using the product.

**Benefit:** There will be a significant reduction of I/O resources to get an exhaustive report run, freeing up system resources for other jobs.

**Exception Reporting.** This type of reporting requires lengthy chained reads or even serial reads where a program or report writer selects certain records for printing, based on criteria specified by the user or program. Unlike a summary report, detailed information

*There's no single answer to satisfying all user requirements for information retrieval. Each requirement must be evaluated closely before applying a solution.*

reports from the detail transactions. We'll talk more about indexing strategies later.

**Benefits:** By reducing the system resources used to report aggregate information, the processor and I/O channels are freed up to perform other jobs, or to run summary reports more often. Most importantly, management has current information on which to base decisions.

When you must read every second in a set, one block of records is read at a time. For example, in a data set with 400,000 records and a blocking factor of two, 200,000 disc I/Os would be performed to read this set. In order to reduce the number of I/Os, thereby speeding up reporting time, there are products on the market that will perform reads using larger blocks.

SUPRTOOL (Robelle Consulting,

## WORDWISE 300

Technical Word Processor  
Spelling Corrector  
Terminal Emulator  
Mailing List Data Base  
Hi-Res. Graphics Printer

Easy to learn and use  
integrated software package  
with on-screen Greek, Math,  
and Foreign characters

More than 3000 installations on  
HP 9000 Models  
305, 308, 310, 320, 330, 350,  
216, 217, 220, 226, 236, 520

Unsecured BASIC source code  
No copy protection  
SRM & HFS support

All this & more for \$495

lot x vs. y data quickly

lot HPGL files on the  
CRT, 300 dpi on the  
LaserJet, and in  
color on the PaintJet

rint differences  
between 2 files

rofile program line  
execution times

rogram without line  
misnumbering bugs

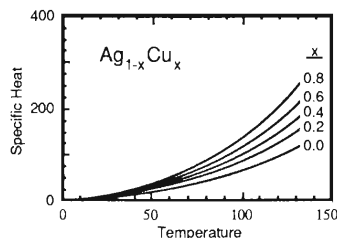
hone text transfer with  
terminal emulator

erpetual calendar with  
holidays

## Series 200/300 Utilities

All this & more for \$195

## Temple DATATAP™ GRAPHICS



Rectangular or Polar, Log or Linear axes.  
Flexible data input. Intelligent graphic defaults with nearly unlimited ability to easily modify all aspects of the graph. Every change you make to your data or to the aesthetics of your graph is instantly reflected on the graph on the screen. You are in control, and you see exactly what you are doing to your graph in real time as you do it.

All this & more for \$299

## Temple DATATAP™ ANALYSIS

Linear and non-linear Regression.

Statistical Analysis.

Functional Transformations such as FFT, autocorrelation, background subtraction, probability density.

We believe DATATAP ANALYSIS is the most powerful and the easiest to use data analysis and plotting package available for any computer. We comfortably make such a strong statement because DATATAP ANALYSIS combines the best features of your visual analysis and the computer's mathematical analysis. Real time graphic feedback lets you see and control the data manipulation, analysis, and curve fitting.

All this & more for \$990

303-484-5296 8 a.m. - 5 p.m. MST

**James Associates**

1525 East County Road 58, Fort Collins, CO 80524

ENTER 150 ON READER CARD





# Push button backup.

Low-cost backup  
for HP9000 users.

For all the times you've wanted a simpler, smarter, more reliable way to backup your data, Bering has the answer.

Introducing ECHO. Automatic tape backup you can count on time after time after time.

Our ECHO 40MB tape backup drive is compatible with all HP9000 Series 200/300/500 users. It incorporates the kind of sophisticated features you'd expect from an expensive drive. Yet it's priced at about *half* the price of comparable systems.

ECHO doesn't sacrifice quality, either. It's extremely reliable, with built-in error corrections that let you rest assured you're not missing anything.

At the push of a button, your ECHO drive can copy 40MB of data from your hard disk, creating a "mirror image" of your



files. Other features like off-line operation let you perform backup or restore without a CPU. ECHO's timed-backup lets you automatically backup a project without being present. Menu-driven selections and LCD displays make operation easier. And at 2.4MB per minute, ECHO's backup is *very* fast.

Last, but not least, ECHO uses the latest space-saving 3M DC2000 mini tape cartridges—a tidy little addition to over-crowded work areas.

For a data sheet or more information, call us at **800 BERING 1**. Bering Industries, 240 Hacienda Ave., Campbell, CA 95008.

**BERING**<sup>™</sup>

**Innovative storage for Hewlett-Packard**  
ECHO is a trademark of Bering Industries. HP9000  
Series 200/300/500 are trademarks of Hewlett-Packard.

# MANUFACTURING MANAGEMENT SOFTWARE

*QED is an interactive data based, closed loop system. Modular subsystems include sales order, materials, production, and cost management. CIM extensions include process material logic, bar-code*

## FOR HP3000

*I/O, and AS/RS management with connectivity to mainframes, devices and controllers. Systems are operational at GE, GTE, Talley, Hughes, Weyerhaeuser and many other large and small companies.*



**HP 3000  
NATIONAL  
PROGRAM**



Data Systems for Industry, 5400 Orange Ave., Cypress, CA 90630 • (714) 995-2399

*Additional sales support from resellers in the U.S., England, The Netherlands, Italy and Australia.*

ENTER 223 ON READER CARD

**REPRINTS?** If you would like reprints of any article or advertisement, contact the Production Department or your Regional Sales Manager at: HP PROFESSIONAL, P.O. Box 445, Spring House, PA 19477 - (215) 542-7008

from selected records is required.

The sales manager discussed earlier needed this type of report so he could find the required information quickly, without searching through a multiple

*Information  
must be  
captured before  
it can be  
disseminated.*

page report. But he also needed timely information, something that his DP department didn't think they could provide.

When selecting a relatively small percentage of records from a data set based on multiple selection criteria, IMAGE and KSAM offer very limited options. If at least one of the fields used as selection criteria is a key (or path in IMAGE), records can be selected based on that criteria fairly easily.


Additional selection criteria, however, requires that the program or report writer read each of those records to look for matches on additional criteria. If chains are long, this can take significant time. If there are no paths for the selection criteria, a more time-consuming serial read is required.

I've heard many comments about report writers being system "hogs." In fact, most of them aren't. It's the limited data access method that they're forced to use that causes poor performance.

OMNIDEX (Dynamic Information Systems Corp.) is a product that eliminated this problem. By using sophisticated indexing techniques (a combination of Btrees, inverted files and intelligent memory management), lengthy chained reads and serial reads are eliminated.

The system overhead and length of time it takes to produce a report is based on the number of records selected, not the number of records in the chain or data set. For example, in our data set of 400,000 records with a blocking factor of

**“Our order processing must be more competitive.”**



**“I’m open to suggestions...”**

## **The WCC Conference: Real-World Issues/Real-World Strategies**

You need solutions. Practical, manageable solutions that you can put into effect quickly and easily. With an eye toward cost control and future expansion.

MIS/DP professionals will find their solutions at World Congress on Computing. A tightly focused exposition and an expert conference program, designed by a distinguished panel of industry leaders. Where you’ll delve into case studies of organizations which have encountered—and conquered—many of the challenges you face now. Where the industry’s leading managers, technologists and visionaries will share information and ideas in such areas as:

- Resource Management—Strategic Appli-

- cation of Personnel and Product Assets
- Managing Databases—Integrating for Competitive Advantage • Connectivity and Networking—The Mandate and Movement to Integrate • Applied Software—Competing Solutions for Bottom-Line Results • Application Integration—Enabling Strategies • User Interfacing—Progress through Intelligence

- Hardware Trends—Strategic Alternatives

Register now and find solutions to your own real-world challenges.

**March 28–31, 1988**  
**McCormick Place**  
**Chicago, Illinois**



**YES! I want to find real-world strategies at WCC!**

Send me complete registration and travel information

Send me information on exhibiting

Name \_\_\_\_\_

Title \_\_\_\_\_

Company \_\_\_\_\_

Address \_\_\_\_\_

City \_\_\_\_\_ State \_\_\_\_\_ Zip \_\_\_\_\_

Return to: WCC  
 300 First Avenue  
 Needham, MA 02194

Produced by  
 **THE INTERFACE GROUP, Inc.**  
World's Leading Independent Producer of Conferences and Expositions

To understand much of what we're doing with respect to cancer research, you'd need a graduate degree in microbiology or biochemistry.

But to understand how well our educational programs and service resources help both patients and their families, simply talk to one out of every 100 Americans who are part of our volunteer program. Or talk to one of the 3 million who've survived cancer.

The battle isn't over but we are winning.

Please support the American Cancer Society.



Dynamic Information Systems Corp.  
910 15th St., Suite 640  
Denver, CO 80202

ENTER 614 ON READER CARD

Robelle Consulting, Ltd.  
8648 Armstrong Rd., RR #6  
Langley, BC V3A 4P9 Canada

ENTER 615 ON READER CARD

two (requiring 200,000 disc I/Os to perform a serial read), if 500 records are selected, a lot of unnecessary disc I/O is performed.

With *OMNIDEX* retrieval, selecting and reporting that same 500 records would require approximately 750 I/Os. The extraction done by a regular serial read, therefore, would take 260 times longer than *OMNIDEX*. For example, if this report took two hours and 20 minutes without *OMNIDEX*, it would run in 53 seconds with *OMNIDEX*.

*Cost:* The cost associated with this solution is the price of the product and training of DP staff to make use of it. Application changes may be necessary, but these often are minimal.

*Benefit:* There will be a dramatic reduction of I/O resources required to select information, offering managers the information they need, when they need it, with a positive impact on system performance.

This type of data retrieval must be high performance by virtue of the fact that it's available online. The use of keys and search items are employed where possible. The problem is that very little flexibility is offered to the user in finding the information required. For example, when a customer calls to check on a shipment, the shipping clerk may have to ask the customer for his account number in order to provide the information. This is the last thing an irritated customer wants to hear.

Sometimes KSAM is used to provide partial lookup by company name. But even KSAM falls short when the user entering the partial key doesn't know how that company name was in-

put, or exactly how it's spelled.

Keyword retrieval is the best solution to this problem, as it allows the use of any combination of words or values to select records. For example, if a company's name is typed into the company name field as "THE JIM FORESTER COMPANY," that company's record can be located instantly using any of the following selection criteria:

"Forester Company"  
"FOR COMPANY"  
"Jim Forester"  
"The Forest Company"

and so forth. The same sophisticated indexing techniques used by *OMNIDEX* to provide high-speed selections in reporting environments are used to provide keyword retrieval capabilities within *IMAGE* databases through the indexing of each individual word in a field.

This flexibility in online inquiries by customer name or product descriptions offers enhancements to users involved in sales, customer service, accounting, personnel, etc., to any user trying to find information quickly.


*Cost:* Same as above.

*Benefit:* Vast improvements in the flexibility that users have in finding information that they need at their fingertips are possible.

Customer service improves and users can service more customers on a daily basis.

THERE'S NO SINGLE ANSWER to satisfying all user requirements for information retrieval. Each requirement must be evaluated closely before applying a solution.

Recognizing the value of fast, flexible information retrieval is the first step that DP shops must take in providing not just good, but the best database performance possible. —Kathy McKittrick, *Dynamic Information Systems Corp., Denver, CO.*



# Introducing SPOOLMATE. The first spool control system that not only manages your reports, it scans them, too.

Effectively managing the printing and distribution of your reports is tough enough. But it takes the first *intelligent* spool file manager to also find exactly what you're looking for in those mountains of paper.

That's right. SPOOLMATE not only gives you better control of your spool files and increases your throughput, it actually scans your reports for any condition or character string you specify. By scanning your spool files *before* printing, SPOOLMATE lets you avoid unnecessary, wasteful output. That saves you thousands of dollars in paper costs every year.

SPOOLMATE also provides you with an audit trail in the form of an output log, which informs you of all spooler activity. That means when someone comes searching for a particular report, you always know who printed what, on which printer, when it was printed, and its

size. In fact, with SPOOLMATE you get many useful features:

- Spool file scanning
- Extensive report distribution control
- Multiple queuing levels
- Customized banners
- Output log
- Multiple-CPU spool file control
- Statistics gathering
- Predictive report distribution

SPOOLMATE. The new intelligent spool file manager.

Call us today at 415-968-7511 to find out more.



Mountain View, CA  
415-968-7511

Wimbledon, UK  
01-879-3797

Telex: 928536

ENTER 291 ON READER CARD



## DTP

Ashley Grayson  
and Carolyn Meskell

# The Latest *Word*

Two old and reliable friends are back, both better than ever.

HP's Vectra personal computer returns as the Vectra ES, a faster and generally niftier packaging of one of the best 286-based PCs around. The same can be said of Microsoft's new 4.0 release of Microsoft *Word*.

Substantially faster at doing the advanced word processing and page layout it does best, *Word* 4.0 contains a mix of significant new features, subtle enhancements of existing capabilities and only a few clunkers. With *Word* 4.0 and the new Vectra ES, you can tackle virtually any DTP job.

The Vectra is a good basis for DTP for two reasons. First, as an excellent general purpose 286 PC, it will support almost every bit of software and add-in board developed for PC DTP. HP's product line is geared to support the needs of desktop publishers with advanced products such as the ScanJet scanner and enhanced LaserJet II. HP also has made a commitment to encourage the development of DTP software with companies such as Aldus (*PageMaker*), Microsoft (*Word*) and QMS (*PostScript* for LaserJet II).

The reviews coming in on *Word* 4.0 have a surprisingly uniform tone of, "Finally *Word* has delivered the features necessary to be approved (by this reviewer) as a great word processor . . ." Such reviews detract from the value of the product because they omit the significant point that *Word* always has been the best choice for serious word processing and desktop publishing applications. The current features enhance

**W**ord always has been a good investment, because it provides a seamless environment from word processing through complex page formatting.

the value of *Word* because they build so well on the underlying structure that always has been there.

Let's see why *Word* provides so much to both the private and office publisher.

**Observation #1.** All word processing and desktop publishing activities fall into two distinct categories which are temperamentally and functionally different: writing and layout.

Microsoft *Word* is the only full-function word processor available that allows the elegant separation of these two tasks. The *Word* style sheet allows independent development of the content of a document and the pattern that defines the appearance of the document. An organization or individual can predefine the look and structure of virtually any document by defining a style sheet for that class of document.

Style sheets contain information such as page layout, document structure and typography. Page layout information includes specifications for margins, headers and footers, placement of page numbers, etc. It details the physical constraints of the printed page. Document structure information defines how the content (i.e., paragraphs, headings, footnotes, etc.) will appear in the finished document.

Typeface and point size may be declared for each text item in the document. These are the Division, Paragraph

and Character style types. Business letters, action memos, proposals and even complete books and manuals can be structured with style sheets. An author then can work with a key to the style sheet and easily format the document while writing it. Conversely, any material written as a simple text file can be post-formatted just as quickly by someone who knows *Word* and the structure of existing style sheets.

It's sad to say, but probably less than 25 percent of the organizations and individuals who use *Word* get the full use out of style sheets. Part of the problem with *Word*'s style sheets is awareness. They solve problems that most people don't encounter until they're designing quite complex documents. Operationally somewhat daunting, they've had to be defined in an environment similar to the programmer's edit-compile-output loop.

*Word* 4.0 adds a "record" capability; anyone can use simple formatting commands to make the document "look right" then store the pattern as a style sheet. This is the best example of a *Word* 4.0 feature that builds on existing value.

Another very practical feature in *Word* 4.0 is a subtle extension of the SEARCH and REPLACE commands. All word processors support searching for text (and replacing it) within the con-

Microsoft *Word*  
Microsoft, Inc.  
16011 NE 36th Way  
P.O. Box 97017  
Redmond, WA 98073-9717  
ENTER 604 ON READER CARD

tent of the document. *Word* 4.0 adds the ability to search for and optionally replace style types. It always has been possible to completely revamp the appearance of any number of documents simply by redefining the style sheet definitions. Now it's possible to selectively convert paragraphs, words, even single characters from one style to another.

**Observation #2.** Most people don't need full desktop publishing capabilities for 90 percent of the documents that could benefit from better layout. However, most of the content of any desktop publication will be derived from or through existing word processing sources.

*Word* always has been a good investment, because it provides a seamless environment from word processing through complex page formatting. The second most common source for material used in desktop published documents is spreadsheets. Now *Word* 4.0 also will merge files from *Lotus 1-2-3* (v. 1a and 2, Lotus Development Corp.), *Multiplan* (Microsoft) and Microsoft *Excel* (for Windows) directly into a document. This feature really is useful because it also allows the imported spreadsheet information to be updated if the underlying spreadsheet changes prior to publication. A simple *Word* command will update previously imported information with the current spreadsheet contents. This can be done selectively or automatically for multiple spreadsheets.

*Note:* You still have to edit your text if you've drawn conclusions that no longer match the data. *Word* isn't smart enough to revise your conclusions. If you want to quote figures from the spreadsheet in the body of your *Word* document and have them automatically track the changes made in the spread-

sheet, import a single cell at the desired location. Be prepared to do some fiddling around with formatting and hidden text, however.

*Word* imports paragraphs and requires the spreadsheet area to be delimited in your document by a paragraph end. Perhaps it's best to think of it as a method of updating TABLES rather than particular values.

A similar problem exists when inserting images in a *Word* 4.0 document. This new feature allows externally defined images from Microsoft *CHART*, for example, to be placed in a document, but only in the context of a "paragraph."

Total free-form blending of text and graphics still requires *PageMaker* or *Ventura Publisher*, but with this release, Microsoft has taken a big step toward closing the gap. For those documents that require blending of words and tables or figures, the *Word* approach of-

fers more flexibility than the DTP packages.

**Observation #3.** No desktop publishing package provides the superstructure on which to build a publishing procedure. Part of this is the fault of DOS, which is only a program loader stuck on top of a file manager. Part of it is due to the DTP developers' focus on the technology of publishing at the expense of the process of publishing. The result is that no DTP package provides a mechanism for managing the procedures required to produce a publication. For example, it's great to be able to merge graphics and text, but once a document has been created, no trail exists to say where the pieces came from.

*Word* 4.0 takes one small step in the right direction with summary sheets. These unobtrusive little documents tell you things that DOS won't, such as who

Arithmetic Errors

Image Errors

*Atlas*

**A Breakthrough In Software Management**

The First Utility That Automatically Monitors Every Online and Batch Job For Errors.

Quickly Identifies Costly Program Problems

Instant Online Reporting    No \$STDLISTs Required    Mgmt. Reports

**STR Software**  
P.O. Box 12506, Arlington, VA 22209  
(703) 689-2525

Intrinsic Errors

Command Interpreter Errors

More...

ENTER 137 ON READER CARD

# SUPRTOOL

Best of  
FCOPY,  
QUERY,  
and SORT



## Time This Simple Test

Compare FCOPY and SUPRTOOL:

```
:run fcopy.pub.sys
>from=catalog.pub.sys;to=tempc;new
>exit
```

FCOPY will copy from 100 records per second (Series 37) to 400 per second (Series 68). Now try SUPRTOOL.

```
:run suprtool.pub.robelle
>input catalog.pub.sys;output tempc;xeq
>exit
```

SUPRTOOL will copy 2500 to 6500 records per second (37 to 68): 16-25 times faster.

## Powerful Selection Criteria

FCOPY allows only one test criterion; QUERY doesn't work on files, and both are slow. SUPRTOOL reads files or IMAGE datasets remarkably fast, and can select on any valid type, combining numerous tests with AND and OR. You can check for patterns, tables of values, bit values, and even for today's date.

```
>table tab1,a,file,in.data
>if $lookup(tab1,a)
```

## New for 1987

SUPRTOOL is even faster than before at executing complex IF commands. SUPRTOOL can now remove duplicate records from the output file. Use IF date=\$today to check a date field for today's date. Sort according to Native Language Support using SET NLS.

**SUPRTOOL is compatible with Turbo IMAGE. The license fee is \$3000, including one year of service. No charge for trial.**

ROBELLE Consulting Ltd.

8648 Armstrong Road, R.R. #6  
Langley, B.C. Canada V3A 4P9  
Phone: (604) 888-3666 Telex: 04-352848

Australia 03 420 5400 England 01 262 5050 (x363)  
France 06 907 7079 Germany 07621 791101  
Holland 4242.15655 South Africa 021.61.9001  
Sweden 08.35.4666 Switzerland 031.46.1664

**ENTER 281 ON READER CARD**

wrote the manuscript that's in the file, who edited it and when, the full title of the document and even a few comments. They serve the function of 3 x 5 cards clipped to a paper manuscript. Implemented as part of the new "Document Retrieval" menu, they're available if useful and go away if your application doesn't require them. Unfortunately, they're hidden in the Library menu rather than the transfer Load/Store menu where they'd get more attention.

A related feature is the implementation of revision bars in *Word 4.0*. They tend to be a bit intrusive while still in the creative loop with a manuscript, but are a definite plus in maintaining continuity on a large project.

These have been just three examples of how *Word 4.0* addresses some of the critical areas of desktop publishing and renews its position as the best desktop publishing application that's never called one. But there are other areas in which 4.0 excels.

## Speed

We're sure the roar of complaints about slow speed in earlier versions (especially in paging up or down through a document, and in it being possible to over-type *Word* and have to wait while it talked to itself) reached all the way to Redmond. Thankfully, they heard. *Word 4.0* is significantly faster at doing everything than all previous versions.

Running *Word 4.0* on an 8 MHz Vectra is equivalent to running *Word 3.11* on a Vectra ES. The combination of *Word 4.0* and the Vectra ES is too fast for a human operator to notice. In addition, it's possible with *Word 4.0* to adjust the speed of the cursor; now it literally flies.

## Better Use Of Printers

*Word* always has been acclaimed for its exhaustive support of printers, especially the HP LaserJet family. With completeness, however, came complexity as users tried to cope with a dozen different drivers for the multitude of font media: cartridges, downloadables, etc. *Word 4.0* introduces a new library of one-to-many PRD files that will control multi-

ple font cartridges. This is a welcome improvement, but a few operational glitches have been introduced.

All previous versions of *Word* required setting the page length to 10.5 inches for LaserJet printers. *Word 4.0* requires the "proper" length of 11 inches be specified for the LaserJet II. This is clearly spelled out in an Errata sheet in the installation diskette pack, but will cause untold confusion in the office if the users aren't told. In a shop with both LaserJet II and older LaserJet printers, a style sheet will be required for each printer or the length will have to be manually adjusted each time a file is printed on a different printer.

*Word 4.0* also officially supports *PostScript* printers. This is just in time for the upcoming *PostScript* controller for the LaserJet II. If you can't wait, plug in your Apple Laserwriter Plus or typesetter. We were printing documents designed for a LaserJet Plus on an Apple LaserWriter Plus in less than 10 minutes. Just specify the POSTSCRIP PRD driver and edit your style sheet character types to the built-in PostScript fonts and it's done.

Along with other printer enhancements is the support of printers that support line draw. Paragraphs now can have boxes or vertical bars drawn around them. Special borders even can be previewed on the screen. This is nicely implemented and works the way you'd want it to, expanding the box if the paragraph grows, shrinking it if material is deleted.

## Macros

For those who will turn any application back into a programming language, *Word 4.0* introduces a rich macro facility. Macros allow you to capture a series of keystrokes and play them back upon striking a "hot" key. Macros can be a real help when performing the repetitive tasks required when reformatting files from other word processors, but we've rarely needed them over several years of heavy use.

As an example of how silly macroitis can get, a recent magazine article ex-



plained how to use macros to implement *WordStar* (Micropro International) commands under *Word* and *WordPerfect* (WordPerfect Corp.). This is like buying a thoroughbred racehorse and breaking its legs so it will ride like the pony you had as a kid.

### “Improvements” We Didn’t Like

Changing features that folks have gotten used to is a bad idea. It’s like coming home to find your wife wants you to call her by her middle name. For example, in previous versions, pressing the function key, F9, would select a sentence so it easily could be moved or deleted. In *Word* 4.0, that key marks a whole paragraph for selection. Selecting a single sentence now requires holding down the shift key and pressing F7 or F8.

Also, previously, the Command line contained a mysterious command called “Alpha.” Its function was simply to return you to the body of the document if you had pressed Esc and entered the menu by mistake. Now Alpha is gone and you must lift your hand from the main keyboard to press Esc again to return to the body of the document. We’ve heard Microsoft had complaints about Alpha, so perhaps we’re the only ones noting its passing.

*Word* always had one inconsistency. Arrow keys were used to navigate within the text window, but tabs were used to move within the command bar. To see optional choices within the command bar, left and right arrows were used. No longer. Arrow keys now consistently are used in both windows. The F1 function key calls up command alternatives. This is annoying until you get the hang of the new system, but seems worth the effort. The improvement in table definitions and tab setting is so dramatic it entirely justifies this change.

Last, but certainly not least, Microsoft modified the spelling checker. It always was one of the most outstanding features of *Word*. Now it’s merely OK. The spelling checker used to check the entire document then bring up any misspelled or unrecognized words in alphabetical order. Now it checks single

words and selected sections on request, but is clunky on doing the whole document. It scans down the document until it encounters the first misspelled or unrecognized word and continues through the document sequentially thereafter. That isn’t so bad, but combined with the new Correction feature, it seems frustratingly slow.

Previously, you could choose to correct a misspelling two ways: by retyping it (then *Word* checked to make sure the new spelling was in the dictionary and made the replacement), or, for those who really can’t spell, by directing *Word* to look in the dictionary and bring back what it thinks you meant. Now when you choose Correct, *Word* automatically looks in the dictionary and brings back what it thinks you might mean. Only if the word isn’t on the list are you given the opportunity to retype it.

For non-spellers, the new arrangement may be a bonus, but to those of us who can spell, it feels slower to be forced to twiddle our thumbs while *Word* checks all possibilities. However, before deciding to write off the new spelling checker in favor of running *Word* with a different spelling checker (which you now can do), the new spelling checker has one really good new feature: It’s now possible to spell check a single word or paragraph by selecting it while still in the document. Oh well, you win some, you lose some.

Several other enhancements deserve mention. A document’s word and line count now are computed whenever repaginate is requested. Previously, word counts were done during a spell check. Repaginate is dramatically faster than ever, too!

*Word* now can produce a table of contents directly from headings, with-

## The Polling Software

# POS / 3000 UNATTENDED DATA COLLECTION

Let your HP3000 automatically:

- *Poll Point of Sale terminals*
- *Pass data files between computers*
- *Stream application jobs to process the collected data*

Works with POS terminals and computers that communicate bisynchronously

INTERESTED? Call or Write:

**STR Software Company**  
P.O. Box 12506  
Arlington, VA 22209  
**(703) 689-2525**



ENTER 135 ON READER CARD

What do over 1,000  
Hewlett-Packard Sites  
have in common?

## MINIWORD

**I**n the last 6 years over  
1000 Hewlett-Packard  
sites have made Mini-  
Word their Word Proces-  
sing product of choice.

MiniWord features:

- Function key editing
- Database access for mass mailings
- 90,000+ word spelling dictionary
- A complete on-line help facility
- Block move, copy and delete
- Search and Replace
- Bold, underline, subscript, superscript
- Support for all HP terminals and printers
- HPDESKMANAGER Interface
- Support for Math/Greek characters
- And much more...

**MiniSoft, Inc.**  
15600 Redmond Way NE  
Suite 305  
Redmond, WA 98052  
800/682-0200 or 206/883-1353

MiniWord is currently available for  
the HP3000, HP3000 9X0, VAX,  
HP9000, HP9000 8X0, HP1000,  
HP150, HP110, Integral PC, Vectra  
PC, IBMPC, and Apple Macintosh.

ENTER 275 ON READER CARD

*LaserWriter Plus*  
Apple Computer  
20525 Mariani Ave.  
Cupertino, CA 95014  
ENTER 613 ON READER CARD

*Lotus 1-2-3*  
Lotus Development Corporation  
55 Cambridge Parkway  
Cambridge, MA 02142  
ENTER 605 ON READER CARD

*Multisynch Touch Monitor*  
Microtouch Systems, Inc.  
10 State St.  
Woburn, MA 01801  
ENTER 606 ON READER CARD

*PageMaker*  
Aldus Corporation  
411 First Ave. S.  
Suite 200  
Seattle, WA 98104  
ENTER 607 ON READER CARD

*PostScript*  
QMS, Inc.  
One Magnum Pass  
Mobile, AL 36618  
ENTER 608 ON READER CARD

*Vega Deluxe*  
Video Seven, Inc.  
46335 Landing Pkwy.  
Fremont, CA 94538  
ENTER 609 ON READER CARD

*Ventura Publisher*  
Xerox Corporation  
101 Continental Blvd.  
El Segundo, CA 90245  
ENTER 610 ON READER CARD

*WordPerfect*  
WordPerfect Corp.  
288 W. Center  
Orem, UT 84057  
ENTER 611 ON READER CARD

*WordStar*  
Micropro International Corp.  
33 San Pablo Ave.  
San Rafael, CA 94903  
ENTER 612 ON READER CARD

out the use of codes and hidden text. When run under Windows, *Word* supports the clipboard via a glossary entry. The math facility now supports parentheses and operator precedence.

*WORD 4.0* IS BETTER than ever. At \$75 per copy for registered owners of previous editions, it's the best software bargain of the year. It runs like a top on even a small Vectra and fully supports all models of the LaserJet family. Even with a CGA monitor you can turn out good-looking documents on a basic LaserJet. With an enhanced video system like the Vega Deluxe (Video Seven, Inc.) and a Multisynch Touch Monitor (Microtouch Systems, Inc.) you can see much more of your document.

*Word 4.0* requires about 1.3 MB of hard disc. This is about a quarter of a megabyte more than version 3.1, but the spelling dictionary is larger. The whole thing should fit on one of the new HP

1.4-MB floppies used on the portable Vectra.

Plan on some training if you want to convert an entire office staff to 4.0. Previous upgrades added features that could be ignored by those who didn't care about them. *Word 4.0* redefines some of the interface. Also, because you can customize the screen more than ever before, you may not always see the same screens every time you switch computers. An hour's briefing session will eliminate a lot of frustration. —*Ashley Grayson is the founder of ADG, a marketing services organization based in San Pedro, CA, not San Diego as previously printed. Carolyn Meskell is a market researcher and editor at ADG.*

Would you like to continue to see articles on this topic?  
Enter on reader card  
yes 808 no 809



Become a 'C' Expert...

## Order *Let's C Now*

by Rex Jaeschke

*A Self-Teaching Guide to C Language  
in Two Volumes*

**Volume 1:** Introductory material  
13 User-friendly chapters  
A guide to learning C

**Volume 2:** Advanced instruction  
13 self-teaching chapters  
All you need to know to use C

26 lessons from *DEC PROFESSIONAL* magazine's "Let's C Now" column, updated and compiled by author Rex Jaeschke. Written for any operating system using DEC hardware, primarily for VAX and PDP.

**Plus:** Tested examples  
Chapter summaries  
Glossary  
Author's hints and suggestions  
Workbook format

**For fast service** call (215) 542-7008 with credit card information, or clip and send the attached order form.

Please complete and return with payment to:

**PROFESSIONAL PRESS, INC., P.O. Box 503, Spring House, PA 19477-0503**

Payment must be made in US dollars and drawn on a US bank.

Please send me:

\_\_\_\_\_ **two-volume set(s)** of *Let's C Now* at **\$42.95** plus \$3.00 (Canada \$6.00) for postage and handling per set.

\_\_\_\_\_ copy(ies) of *Let's C Now, Volume 1* at \$22.95 plus \$1.50 (Canada \$3.00) for postage and handling per copy.

\_\_\_\_\_ copy(ies) of *Let's C Now, Volume 2* at \$22.95 plus \$1.50 (Canada \$3.00) for postage and handling per copy.

Please charge my credit card:  VISA  MasterCard

Account # \_\_\_\_\_

Expiration Date \_\_\_\_\_ / \_\_\_\_\_

Signature \_\_\_\_\_ Date \_\_\_\_\_

Name/Title \_\_\_\_\_

Company \_\_\_\_\_

Address \_\_\_\_\_

City \_\_\_\_\_ State \_\_\_\_\_ Zip \_\_\_\_\_

Country \_\_\_\_\_ Telephone ( ) \_\_\_\_\_

HP

Continued from page 23.

## RS/1 Options Announced For HP 9000 Series 300

BBN Software Products has announced four software options for its RS/1 data analysis package to run on the HP 9000 Series 300. These options (\$1,000 - \$6,000) include QCA, a quality control package; the RPL Toolkit, a programming aid for RS/1 application development; Graphic Writer, a document development system; and CLI, a host-language interface that allows users direct access to RS/1 files from applications written in the C programming language.

RS/1 software provides comprehensive statistical analysis, data management, modeling and graphics capabilities. The system also includes RPL, an integrated programming language for custom application development.

The QCA option to RS/1 software provides a full range of quality control and manufacturing application functions including control charts, inspection sampling plans, custom charts, process capability studies and trend analysis. It helps engineers gain understanding of process variability, automate routine monitoring tasks and perform in-depth analysis of quality control data.

The RPL Toolkit includes automated procedure editing and loading, runtime profiling, indexing and cross-referencing, batch loading of group and public procedures and code preprocessing.

Graphic Writer allows users to produce technical reports and documents, combining text with RS/1 tables and graphics. The package includes formatting functions and can incorporate RPL statements and procedures. In addition, output can be previewed on terminals before printing.

CLI provides an efficient way of reading data from HP test equipment directly into RS/1 files. With CLI, users of HP's data acquisition and quality control equipment now will have fast data access for performing RS/1 data analysis.

Contact BBN Software Products Corp., 10 Fawcett St., Cambridge, MA 02238; (617) 873-5000.

Enter 911 on reader card

## Kemp Software Enhances MasterOp/3000

Kemp Software Systems has released Version 3.350.87 of MasterOp/3000, a flexible operations monitoring/scheduling system available for the HP 3000. The package can schedule



*RS/1 software, BBN Software Products' data analysis and graphics package, is now available for users of the HP 9000 Series 300.*

jobs, programs, XEQ files, MPE commands, MasterOp/3000 commands and UDCs.

MasterOp/3000 (\$4,490) also can schedule events by more types of system events, in addition to being able to schedule according to date, time, logical device and job dependencies. MasterOp/3000 allows the user to write customized scheduling dependencies based on practically any system event that's recognizable by HP 3000 software. It also can schedule according to the value of one or more JCWs.

An enhanced Process Handler is now included in MasterOp/3000, allowing greater communication between MasterOp/3000 and son processes. It lets the user create "background" processes such that, when any command is prefaced by the character the user associates with that program, the command is sent to the "background" program for processing. MasterOp/3000 can accept commands from son processes via the Mail Intrinsic.

Version 3.350.87 contains a GOTO command that may be used within XEQ files. When combined with the MasterOp/3000 IF command, it adds new dimensions of flexibility and decision-making capabilities.

There also is a new SPOOK interface. This allows the user to manipulate input, output and text files grouped by any combination of the following: DFID, job number, name, device, rank, priority, number of copies, space, owner, number of lines, label, time and date. Also, a new STDLIST command allows the user to text the last job that logged on with a given job name, eliminating the need to manually search all \$STDLISTs for the proper one. MasterOp/3000's networking (both intersystem and intrasystem)

ability also has been enhanced.

Contact Kemp Software Systems, 6546 Hollywood Blvd., Suite 201, Hollywood, CA 90028; (213) 464-8381.

Enter 914 on reader card

## Printer Plot Converts HPGL To HP PCL

James Associates recently introduced its Printer Plot, a new routine contained in the Series 200/300 Utilities Pac software package. Printer Plot converts HPGL graphic files to HP PCL (printer command language) and plots them on the CRT or any HP-compatible dot matrix or laser printer. Plotting is done at the full resolution of the printer, 300 dpi in the case of the LaserJet, rather than as a simple screen dump program.

Printer Plot (\$95) allows laser printer users to spend less time and achieve better results than with a plotter. It runs under BASIC, PASCAL or UNIX. The package is available for the HP 9000 Series 200/300 computers and other workstations. Contact James Associates, 1525 East County Road 58, Ft. Collins, CO 80524; (303) 484-5296.

Enter 910 on reader card

## SAS System Expanded For PCs, MS-DOS

SAS Institute Inc. recently began shipping a new, expanded version of the SAS System for personal computers. The new release includes enhancements to previous SAS software for PCs and extends support to MS-DOS.

The SAS System for PCs (\$495 per workstation) includes three new products: ■ SAS/GRAPH is an information and presen-

tation graphics tool that offers the same graphic procedures for the PC that SAS software users currently receive with the mainframe and minicomputer versions of the software.

■ *SAS/FSP is a complete information processing system with full-screen data entry, editing, querying and letter-writing tools.*

■ *SAS/AF is an interactive-applications development facility for building front-end menus, computer-based training and online help systems. It offers users a fast, easy way to drive SAS System applications and gives novice users the ability to run sophisticated applications.*

The SAS System for PCs is written in C and represents the next generation of SAS software. The next major versions for mainframe and minicomputers will use the PC implementation as the porting base. The new release also features enhancements to products currently available to PC users.

Contact the Software Sales Department, SAS Institute Inc., SAS Circle, Box 8000, Cary, NC 27512-8000; (919) 467-8000.

**Enter 917 on reader card**

## Versatec Plotters Prices Start Under \$20,000

Versatec has announced a new series of electrostatic plotting systems with prices starting under \$20,000.

The new 8500 series accepts 906/907 and HPGL data formats. It was designed to replace pen plotters in applications requiring high throughput or fast turnaround and is targeted at workstations and PCs used in MicroCAD applications.

Two models are available in the series. The 8524 (\$19,900) plots on 24-inch wide media and the 8536 (\$24,900) on 36-inch wide media. Both plot with 200-ppi resolution at one inch per second. An E-size drawing (24" x 44") can be plotted in less than 45 seconds.

Targeted at CAD users, the 8500 series is both hardware and software compatible with 906/907, and HPGL pen plotter data formats. Popular application software packages such as AutoCAD, VersaCAD, DataCAD and MicroCADAM are a few of the many packages available that support the 8500.

Versatec's RS-232C serial interface accepts vector data up to 38.4K baud transfer rate. The plotters also can accept data via a Centronics parallel interface. Both allow easy connectivity to workstation platforms such as Sun, IBM, DEC or Apollo.

Contact Versatec, 2710 Walsh Ave., Santa Clara, CA 95051; (800) 538-6477, in California (800) 341-6060.

**Enter 912 on reader card**

## EEsof Introduces E-Syn 2.0

EEsof recently introduced E-Syn 2.0, a computer-aided program used in designing lumped and distributed low-pass, high-pass, bandpass and bandstop microwave networks. It's useful for synthesizing broadband matching circuits as well as filter, transformer, multiplexer and singly terminated networks, and includes Chebyshev, Butterworth and elliptic (both equal-ripple and maximally flat) response characteristics.

E-Syn 2.0 (\$5,000) features a true distributed-element synthesis capability and a response window added to both the lumped and distributed main screens for analyzing the specification window's parameters. Three new commands are included in the option's window: Redundant TRL specifies whether or not redundant transmission lines are allowed in the network, series stubs specifies whether or not series stubs are allowed in the network (in the auto mode only), and TL length selects the output format as the electrical or physical angle or length of distributed elements.

Two new parameters are part of the unit's window: K-EFF specifies the effective dielectric constant of the transmission media, and conductance units are for analyzing admittance. The numerical accuracy of the program is improved, making E-Syn 2.0 a more powerful, valuable circuit-design tool.

E-Syn is available on the HP 9000 Series

300 (HP-UX); IBM PC XT, AT and compatibles; DEC VAX/VMS; and Apollo (Domain-IX).

Contact Donn Mutch, EEsof Inc., 5795 Lindero Canyon Rd., Westlake Village, CA 91362; (818) 991-7530.

**Enter 915 on reader card**

## Palantir Confirms Windows 2.0 Compatibility

Palantir recently announced the compatibility of all Palantir Windows Office Automation products with Microsoft Windows 2.0.

The current version of each Windows product works under Microsoft Windows 1.0 or higher, Microsoft Windows 2.0 and Microsoft Windows 386. This announcement was made in conjunction with the release of Microsoft Windows 2.0.


Since all Palantir Windows Office Automation products are compatible with Windows 2.0, no update is required.

These products are a complete line of integrated office automation applications that can share text, data and graphics with each other. All products have similar interfaces that allow for easy learning, thereby reducing training time.

Currently available products include: Windows Spell, Windows Filer, inTalk, WinTime, NetTime, WinScan, WinText, WinCalc, Wingraph and WinFonts.

Contact Palantir, 12777 Jones Rd., Suite 100, Houston, TX 77070; (713) 955-8880.

**Enter 916 on reader card**



*Versatec's 8500 series of electrostatic plotters are priced starting under \$20,000.*

# Teach Me/ 3000™

- \* Train new employees on the HP 3000
- \* Modules range from introductory material to system management
- \* Modules on IMAGE, VPLUS, COBOL and Dictionary for the programmer
- \* Less expensive than sending your staff to off-site classes
- \* Better trained employees become more productive, they have higher morale
- \* Improved job satisfaction leads to lower employee turnover
- \* Authoring language available to write your own modules
- \* Free demonstration tape available of all modules and authoring language

For more information, contact:  
Innovative Software Solutions, Inc.  
10705 Colton Street  
Fairfax, VA 22032 U.S.A.



ENTER 142 ON READER CARD

## HP-IB

EASIEST HP-IB (IEEE 488) INTERFACES  
GUARANTEED\*

- ✓ HP-IB plotter/printer interfaces for PCs & PS/2s (Autocad & Lotus compatible)
- ✓ HP-IB controller boards for PCs & PS/2s with easy device driver software
- ✓ Fiber optic and RS-422 HP-IB bus extenders
- ✓ RS-232 & RS-422/HP-IB converters
- ✓ Parallel (Centronics)/HP-IB converters
- ✓ Modem/HP-IB converters
- ✓ Digital I/O (BCD)/HP-IB converters
- ✓ Macintosh/HP-IB controllers
- ✓ HP-IB chronometers (10 yr. battery backup)
- ✓ HP-IB expanders (control up to 30 devices)
- ✓ HP-IB hardware & software for Lotus 1-2-3® and Asyst



Call or  
send for  
your **FREE**  
Technical Guide

**LOtech** (216) 439-4091

23400 Aurora Road • Cleveland, Ohio 44146

ENTER 214 ON READER CARD

## NEW PRODUCTS

### Taurus Announces MPE/XL Emulator

Taurus Software has announced CHAMELEON, an MPE XL emulator available on the classic HP 3000. CHAMELEON gives the classic HP 3000 the look and feel of the 900 Series machines.

CHAMELEON can be used as both a migration tool to the 900 Series and an application builder for MPE/V machines. CHAMELEON allows the classic HP 3000 users to take advantage of the new extensions to MPE previously available only on the precision architecture machines. The extensions include command programming, which allows quick development of applications such as menus and application security systems. Instead of spending hours using standard programming languages or 4GLs, applications take minutes to create.

CHAMELEON is useful for shops that plan to migrate and wish to start the migration process and train personnel immediately. During parallel operations, CHAMELEON allows the porting of applications back to the classic HP 3000 without having to change JCL streams, UDCs or command files.

CHAMELEON is also useful for shops that don't have immediate migration plans. These shops can't take advantage of MPE XL functionality without the cost of a 930 or 950. Contact Taurus Software, 770 Welch Rd., Suite 3A, Palo Alto, CA 94034; (415) 853-6893.

Enter 900 on reader card

### Key Systems Enhances Prospecting Plus

Key Systems has enhanced, rebundled and repriced its Prospecting Plus sales support software. The package runs on laptop, desktop and multiuser PC computer systems.

Enhancements include immediate access to the file by company name, contact individual's name, telephone number and follow-up date. This means a calendar or tickler file is dynamically created as the prospect record is changed and information that previously required a several-minute computer search now brings the record right up.

Also included is pop-up scripting to prompt sales personnel with product information, selling ideas and good answers to objections during telephone sales calls. The ability to include special bids, quotes and comments in form letters and keep fingertip access to this information on the prospect's record is another enhancement.

Users have easier control of records

selected for telemarketing follow-up, the ability to support multiple printers and simplified procedures to move records from laptops in the field back to computers at headquarters.

Prospecting Plus (\$495) has been rebundled to include all optional features in the basic package. The Bulk Mail Manager and automatic Telephone Dialer were additions previously; now they're included. A six-user local area network or UNIX multiuser system lists for \$1,485. Up to 75 users and 99,999 prospects can be supported on a system.

Contact Key Systems Inc., 512 Executive Park, Louisville, KY 40207; (800) 223-5637 or (502) 897-3332.

Enter 907 on reader card

### C Compiler For HP 3000 Enhanced

Corporate Computer Systems has enhanced its CCS/C 3000, the C Language Compiler for the HP 3000, to give C programmers the extra productivity and testing tools they need. The CCS/C 3000 package now includes the ANSI- and Spectrum-compatible Compiler, relocatable Library Manager, CVIEW, multiwindow symbolic debugger, CCS/MAKE and CCS/GREP.

CCS/MAKE and CCS/GREP are utilities modeled after the UNIX commands of the same name with enhancements to extend their capabilities in the HP environment.

CCS/GREP (Get Regular Expressions and Print) enables programmers to search large collections of files and find out information that's vital for bug fixes or long-term support. GREP can be made to search files based on a list of file names specified in the command itself or another file. In addition, files can be specified by using a file mask.

Using expert systems technology, CCS/MAKE reads a knowledge base of information that describes the user's application, its modules and the methods used to combine the modules, making the finished application. CCS/MAKE then is used by the programmer to fabricate the application from its component parts.

Both CCS/MAKE and CCS/GREP may be used with any compiler, word processor or fourth-generation language supported on the HP 3000. CCS/MAKE maintains all types of systems including relocatable binary libraries, executable programs, USLs, SLs and RLs.

Corporate Computer Systems' Path Flow Analysis feature is an optional, sophisticated testing technique that insures users of having a thoroughly tested C-based applica-

tion, and is divided into two phases — static and dynamic analysis.

In the first phase, the static phase, CCS/C 3000 compiles one or more modules and assigns unique numbers to each logical path through the source code. During its second phase, dynamic analysis, an extra data segment is initialized which will be used to hold the path-flow data. The user then may run any number of text cases against the application. Another utility will write the information from the extra data segment into a data file and then return the segment. The data file is used later to generate a number of reports.

Contact Corporate Computer Systems Inc., 33 West Main St., Holmdel, NJ 07733; (201) 946-3800, FAX: (201) 946-7167.

**Enter 908 on reader card**

## HP Upgrades Inkjet Personal Printer Line

Hewlett-Packard recently announced changes to its QuietJet Plus, QuietJet and ThinkJet personal printer lines that are designed to provide increased versatility and reliability.

The HP ThinkJet printer (\$495) and HP QuietJet printers (\$599—\$799) provide applications ranging from word processing to graphics and spreadsheet generation for business or technical professionals.

A new plain-paper print cartridge expands paper options for business and technical users, and provides an additional print mode for near-letter quality (NLQ) output. Switch-selectable NLQ-printing capability, performed with no decrease in print speed, is built into the HP ThinkJet printer.


Special paper for the ThinkJet and QuietJet printers are no longer required, as customers now can choose from a variety of common printer paper. However, for highest print quality or graphics, HP continues to offer the existing print cartridge for HP JetPaper.

The new cartridge also improves pen reliability by reducing startup clogging. Coupled with previous print-cartridge improvements and overall printer performance, the HP ThinkJet printer now has a reliability of 60,000 hours mean time between failures (MTBF).

Other HP inkjet printers include the new HP DeskJet printer (\$995), which provides laser-quality output and the HP PaintJet color-graphics printer (\$1,395) introduced last August.

Contact Hewlett-Packard, 3000 Hanover St., Palo Alto, CA 94304; (415) 857-1501.

**Enter 909 on reader card**



Are you getting all  
the performance  
your HP3000 was  
designed to deliver?

In today's highly competitive world, performance is the bottom line. And because the hardware to improve performance is costly, knowing what to buy and when to buy is vital.

Now you can make these important decisions with complete confidence. Without any guesswork. SYSVIEW and SYSPLAN, developed by Carolian Systems, are two sophisticated software tools that give you all the facts you need to make the right decisions. Facts about your system's resources. So you can maximize the performance of your current system and accurately predict your future hardware needs.

That's total performance. And that's what you get with SYSVIEW and SYSPLAN.

Call us today for a trial evaluation.

**CAROLIAN**  
SYSTEMS INTERNATIONAL, INC.

### HEAD OFFICE:

3397 American Drive, #5,  
Mississauga, Ontario,  
Canada L4V 1T8.  
Telephone (416) 673-0400.  
Telex 06986766 TOR.  
Fax (416) 673-7030.

### DISTRIBUTORS:

**NIKE COMPUTERS LIMITED,**  
Rushall Hall, School Road,  
Brewood, Stafford,  
ST19 9DS England.  
Telephone (0902) 851381.  
Telex 336992 SECRET G.  
Fax (0902) 851434.

**NUNEZ, SANTA CRUZ Y ASOCIADOS, S.A.,**  
Presidente Mazaryk 178,  
Polanco, Mexico City,  
11560 Mexico D.F.  
Telephone 545-31-07.  
203-36-97.

**SINGAPORE COMPUTER SYSTEMS PTE. LTD.,**  
26 Ayer Rajah Crescent,  
#05-01/10 Ayer Rajah,  
Industrial Estate,  
Singapore 0513.  
Telephone 775-2477.  
Telex RS38585 SCS.

**SOFTKOL,**  
27, Leon Blum Blv.,  
Ramat Aviv,  
Tel Aviv 694 61, Israel.  
Telephone 972-3-413762.  
Telex 34 1118 BXTVIL.

**DATALAGET I VAXJO AB,**  
Vallviksvagen 8,  
352 51 VAXJO, Sweden.  
Telephone 470 810 50.  
Telex 5200 TELEVJ S.  
Fax 470 828 15.

**ENTER 216 ON READER CARD**

## New Module Released In Training Series

Innovative Software Solutions Inc. recently released "Programming in COBOL on the HP 3000," the newest module in its TeachMe/3000 computer-based training series for the HP 3000.

The new module (\$750) is intended for COBOL programmers who are new to the HP 3000 environment. It concentrates on HP's implementation of both the COBOL'74 and COBOL'85 standards on the HP 3000.

The module features many programming examples and is accompanied by the TeachMe driver program and an online tutorial module on the many uses of TeachMe/3000. Topics are directly accessible through keyword commands.

Contact Don Gholson, Innovative Software Solutions Inc., 10705 Colton St., Fairfax, VA 22032; (703) 273-5025.

**Enter 918 on reader card**

## Small UPS Provides 12-24 Minutes Backup

Clary Corporation has announced a small but powerful new Uninterruptible Power System (UPS) that provides 12 to 24 minutes of online backup for multiple LAN file servers.

The ONGUARD PC System 2400 (\$1,490) is the smallest online, sinewave UPS of its capacity on the market. Its fifth-generation high-frequency MOSFET PWM design results in the highest reliability and quietness, along with the lowest output distortion available.

The PC System 2400 measures 9.8" x 5.9" x 15.7" and weighs 39 pounds.

The PC 2400 provides 2800 watts of peak repetitive power for primary loads, as well as 480 VA of isolated, conditioned power for secondary loads such as printers, modems and remote screens. Two sets of AC power receptacles are provided for a total of five loads — three primary, two secondary. All five sockets are controlled by a system ON/OFF switch.

The new PC System 2400 offers MOSFET-implemented Pulse Width Modulation technology, quiet operation free of ferro-resonant components, true sinewave output with less than five percent harmonic distortion, fast recovery from abrupt load changes, UL and FCC design and more.

The ONGUARD PC System 2400 provides a useful status display panel where five sequenced LEDs indicate the percentage of available load being powered. A red LED indicates an approaching overload condition.

Another sequence of five LEDs indicates the percentage of battery backup power remaining during a power loss and the lowest level shows a red LED. When a power loss occurs, a clear audible alarm sounds.

Other status indicators tell the user the utility power is present and that the PC 2400's DC-to-AC power inverter is operating.

Contact Stewart Nowak, Clary Corp., 320 West Clary Ave., San Gabriel, CA 91776; (818) 287-6111.

**Enter 929 on reader card**

## TOPHAT-OPS Fulfills Restaurant Needs

Top Hat Systems, Ltd., a supplier of vertical-market computer software for the food service industry, recently released TOPHAT-OPS software, designed to fulfill all the back-office operational needs of restaurants.

TOPHAT-OPS (\$995) specifically handles the business needs of fast-food, cafeteria and table-service restaurants, and contains all the necessary components for restaurant accounting, cash flow and operations management, including multicompany general ledger, accounts payable, multistate restaurant payroll with tip calculations, inventory control, purchasing, profitability analysis, etc.

Additionally, the inventory control supports multiple inventories at multiple sites and the payroll process supports multiple-rates and departmental reporting.

Various components of the TOPHAT-OPS system can be used in standalone mode or integrated for a full data flowing system. It also supports data entry from the TOPHAT-OPS touchscreen point-of-sale terminals and also can function within the TOPHAT-OPS complete floor management local area network.

TOPHAT-OPS is supported for use on any PC-compatible computers operating under MS-DOS or PC-DOS. The hardware must have a minimum of 512K RAM and a tractor-fed printer supporting 132 columns in either a normal or condensed print mode. Hard-disc capacity is required.

Contact Top Hat Systems, Ltd., 2422 Rand Morgan Suite E, Corpus Christi, TX 78410; (512) 241-6110.

**Enter 930 on reader card**

## Microsoft, Alis Expand MS-DOS

Microsoft Corporation and Alis Technologies, Inc. recently announced first-quarter 1988 availability of an Arabic ver-

sion of Microsoft MS-DOS.

Arabic MS-DOS includes all the functionality of MS-DOS version 3.3 plus a powerful arabization layer and the new Microsoft Arabic MS-DOS Manager user interface. It uses Alis's advanced PLASMA technology (Presentation Layer Algorithm for Screen Management Arabization), which means that Arabic MS-DOS handles all specific difficulties of the Arabic language in a transparent way. It takes care of the right-to-left writing direction, includes an automatic context analysis mechanism that finds the correct shape of each letter, and provides special processing of Hindu numbers required by Arabic users.

Arabic MS-DOS allows users to run existing, Latin-only applications with Arabic data in a straightforward manner. The user interface of Arabic MS-DOS, entirely localized for Arabic, along with the entire context-sensitive help system, is provided by the new Arabic MS-DOS Manager. It comes with a group of Arabic printer drivers for various dot matrix and laser printers. The user's manual also has been translated and adapted for Arabic MS-DOS.

Contact Microsoft Corp., 16011 NE 36th Way, Box 97017, Redmond, WA 98073-9717; (206) 882-8080, FAX: (206) 883-8101.

**Enter 931 on reader card**

## Image Acoustics Releases CIR

Image Acoustics, Inc., has released the Ac Circuit Analysis Program, CIR. It runs on HP's Series 200/300 desktop computers operating under HP BASIC 5.0.

CIR (\$295) uses an admittance matrix algorithm to obtain voltage solutions at the element nodes for a current or a derived voltage at the input. The output voltages can be obtained at single nodes or as differences, ratios and products at desired node sets allowing the evaluation of voltage drops, power and impedance throughout the circuit. Editing features in the program allow simple input and easy updating of the data file.

There's a selection of eight elements and sources to represent the desired network including resistors, inductors, capacitors (with dissipation), actual and ideal transformers, transmission lines, current and voltage-controlled current sources. Both linear and semilog graphics or tables are available for amplitude, phase and real and imaginary output with dumps to printer or optional plotter if desired.

Contact Image Acoustics, Inc., P.O. Box 6, N. Marshfield, MA 02059; (617) 834-6376.

**Enter 935 on reader card**



## Palantir Releases Fifth OA Series Product

Palantir recently announced its fifth product under the Microsoft Windows Environment. WinGraph is a business graphics program that automatically generates charts and graphs from numerical data. Chart styles such as bar, stacked bar, staggered bar, 3-D bar, line, line fill, curved line, pie, marker and high/low are included. WinGraph accepts DIF, WKS and ASCII files, and writes TIFF, CUT, DXF and HPGL files.

Many of the graph styles can be displayed horizontally or vertically with options for color, grid, style, legends, scale and screen position. Data or attributes can be copied from one graph to another with the Merge commands. The user also can use the Merge commands to delete graphs and add, subtract, multiply and average data sets. Customized style sheets can be created by saving display formats independently without data. This makes creation of graphics for the "weekly report" as easy as entering the latest numbers.

WinGraph (\$195) features a slide-show program that permits images to be displayed in sequence. Each image presentation may be manually triggered or automatically timed. WinGraph also will print the slide show for meeting handouts.

Contact Palantir, 12777 Jones Rd., Suite 100, Houston, TX 77070; (713) 955-8880.

Enter 933 on reader card

## TProver Improves AI Techniques

Conversion Systems Incorporated recently announced a new step in artificial intelligence, TProver.

TProver is a problem-solving environment and theorem prover with an automated reasoning system. The highly interactive system can be used to answer a variety of real-world problems, from solving simple story problems to proving advanced mathematical theorems.

TProver (\$2,500 - \$12,000) uses advanced AI techniques and contains a PROLOG-like subsystem for unlimited ex-

pandability. It runs on HP 9000 Series systems under HP-UX.

Contact Jeff Anderson, Conversion Systems, Inc., 3401 W. Devon Ave., P.O. Box 597190, Chicago, IL 60645; (312) 390-8849.

Enter 932 on reader card

## Microtek Offers Two Printers For HP 3000

Microtek Systems International, Inc., an independent dealer of new and pre-owned HP, Wang, IBM and DEC computer hardware, has added two Fujitsu M304X Series printers for the HP 3000 to its product offering.

The M3041 and M3043 offer print speeds of 600 lpm and 1200 lpm and have built-in diagnosis, a low (55-db) sound level and a maximum of 6,000 hours MTBF.

Both models include a built-in HP-IB interface and 90-day warranty. A power stacker is standard on the M3043.

Contact Microtek Systems Intl., Inc., 8370 Dow Cir., Cleveland, OH 44136; (216) 234-8040.

Enter 934 on reader card

# 1000-9000-3000

Quality HP Equipment  
From A Company  
You Can Trust



**HP AND HP COMPATIBLES**  
Buy-Sell-Lease-Maintenance

**COMPUTECH**  
SYSTEMS CORPORATION

206/883-4107

2635 151st Place N.E. In Eastern Canada:  
Redmond, WA 98052 416/491-0485  
FAX: 206/881-2482

ENTER 193 ON READER CARD

## Protect your bottom line.

Spikes. Sags. Surges. Brownouts. Blackouts. Noise. They cost you time and money. Sometimes valuable files or programs can be wiped out in a moment.

Uninterruptible power systems (UPS) provide constant treatment of raw line power to iron out the wrinkles in your AC. The little sags, surges and noise. When bigger problems come along, they keep the power going like nothing happened.

The Best UPS now offers the elegant simplicity of advanced technology. Fewer parts. Faster response time. Extended battery run time. Meaning fewer breakdowns, less down-time, less spent on repairs.

For the complete story on how you can experience the more reliable, more efficient, smaller, lighter, quieter, lower priced Best UPS, call today! We'll send our current catalog with all the facts.

**Call 1-800-356-5794 ext. 3031 TODAY!**

In Wisconsin call (608) 565-7200, ext. 3031

**Best Power Technology, Inc.**

P.O. Box 280, Necedah, Wisconsin 54646

"Advanced Technology . . . for less."

ENTER 120 ON READER CARD

**FREE CATALOG**  
1-800-356-5794  
Ext. 3031

## Star System Uses MS-Windows On Vectras

Structural Measurement Systems Inc. (SMS) recently announced the availability of the STAR System, one of the first engineering packages using the Microsoft Windows operating environment for the Vectra ES, ES/12, RS/16, RS/20 and compatibles.

The STAR System (Structural Testing, Analysis and Reporting System) is a mechanical computer-aided engineering (M-CAE) software system for use in testing and analyzing the dynamics of mechanical structures; i.e., solving noise, vibration and failure problems. The program uses vibration data acquired from a test structure as input, and identifies the modes of vibration of the structure from this data. The modes of vibration then are displayed using the real-time, animated display capability of STAR.

STAR was designed to operate in the Microsoft Windows environment and takes advantage of all Windows features including icons, drop-down menus, multiple windows and dialog boxes. Windows allows you to work with multiple applications and quickly switch between STAR and other applications such as Write and Paint programs. Any STAR graphics display or data table conveniently can be "cut and pasted" into other Windows applications programs.

The STAR System is comprised of STARMODAL, STARSTRUCT, STARVIEW and STARTEST.

STARMODAL is a modal analysis system that integrates state-of-the-art curve fitting, powerful structural graphics (STARVIEW), plus the data acquisition capability of transferring and saving data acquired with an FFT analyzer (STARTEST).

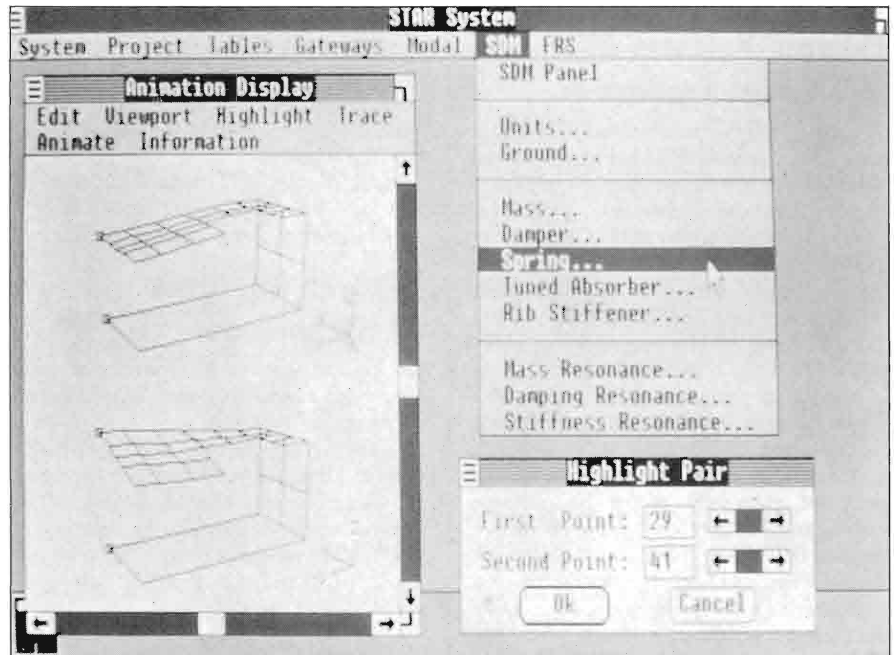
STARSTRUCT is a full-featured structural analysis system that integrates the modal analysis capability of STARMODAL, plus Structural Dynamics Modification (SDM) and Forced Response Simulation (FRS) on a Vectra or compatible.

STARVIEW is a structural dynamics display station. It transforms a Vectra or compatible into a low-cost structural dynamics viewstation by providing high-quality graphics tools for viewing modal data from a variety of modal and finite element sources.

STARTEST is a computer-aided measurement acquisition system that includes the complete capabilities of STARVIEW, plus the ability to transfer and save data acquired with an FFT analyzer.

Contact Structural Measurement Systems Inc., 651 River Oaks Pkwy., San Jose, CA 95134; (408) 263-2200.

**Enter 913 on reader card**



*SMS Inc.'s STAR System will use Microsoft Windows on the Vectra line.*

## IDE Integrates With Interleaf

Interactive Development Environments, Inc. (IDE) recently announced an interface to Interleaf's Technical Publishing Software (TPS). The interface is incorporated into IDE's Software through Pictures, an integrated set of software products for the analysis, design and prototyping stages of the software development cycle.

IDE's interface is based on a library of abstract definitions describing IDE objects, and another library of templates, both general and conforming to specific industry standards. These templates conform to certain standard page layouts, including typeface, point size and positioning of headlines, columns and footnotes. These templates include the 30-40 templates that conform to DOD-STD-2167, the military standard for mission-critical computer systems.

IDE's target markets include aerospace and defense. Most of the software developed in these industries is used for mission-critical applications.

IDE's link to Interleaf's TPS consists of the interface library, plus a program filter that translates the abstract definitions of IDE objects, and the templates, into a language that Interleaf understands.

IDE's interface library is available as an upgrade to existing Software through Pictures. It will be integrated into the next

release of Software through Pictures. IDE products run on all major workstation environments including Hewlett-Packard, Apollo, DEC and Sun Microsystems. Contact Interactive Development Environments, 150 Fourth St., Suite 210, San Francisco, CA 94103; (415) 543-0900.

**Enter 936 on reader card**

## ESP Automates Employee Stock Plans

ShareData recently announced ESP (Employee Stock Purchase), a software package designed to automate qualified employee stock purchase plan administration.


ESP (\$5,000), which operates on any PC-compatible, allows you to download employee contributions from the payroll system. At this point, ESP automatically processes purchase calculations, generates employee information transmittals and prints certificate issuance instructions for the transfer agent.

By supporting Same Day Sale programs, ESP reduces transfer agent fees. The system also offers the advantage of immediately calculating the company's tax benefit when employees sell shares through these programs.

Contact Cheryl Breetwor, ShareData, 333 W. Maude Ave., Sunnyvale, CA 94086; (408) 746-3666.

**Enter 937 on reader card**

*Porting your code is a little chancy  
If your C compiler's not strictly ANSI.*



**W**hy program in C? Because it's got a powerful preprocessor and an extensive runtime library? Because it combines the structure of a high-level language with the power of an assembler? Because that's what all the top programmers want to use?

All these are persuasive reasons. But there's one factor that really tips the scales. Portability. That's the ability to run software written on the HP3000 on other systems, including HP Precision Architecture machines. To ensure portability, a C compiler must adhere strictly to the proposed ANSI standard for the language and libraries. C/3000™ does exactly that.

A successful compiler must also interface smoothly with the architecture of its host system. Here too, C/3000 shines. C/3000 produces standard USL files and provides unrestricted access to the MPE file system and intrinsics.

Complete ANSI compatibility in a true HP3000 compiler. With C/3000, there is no compromise.


**C/3000. From Tynmlabs.**

The logo for Tynmlabs, featuring the word 'Tynmlabs' in a stylized, handwritten font with a signature-like flourish.

Tynmlabs Corporation ■ 811 Barton Springs Road ■ Austin, Texas 78704, U.S.A. ■ (512) 478-0611 ■ Telex 755820  
Tynmlabs-APPIC ■ 123 Rue de Petit-Vaux ■ 91360 Epinay sur Orge, France ■ (1) 64-54-82-32 ■ Telex 603409  
Wick Hill Associates Limited ■ 42A-44 High Street ■ Egham, Surrey, England TW20 9DP ■ 0784-38441 ■ Telex 268764  
Megatec Pty., Ltd. ■ 2 Brunswick Road ■ Mitcham Victoria 3132, Australia ■ (03) 874-3633 ■ Telex 152692

**ENTER 108 ON READER CARD**

*Cumulus Technology's first product is a letter-quality alphanumeric terminal that features a 15-inch flat screen, paper-white phosphor, 75Hz refresh rate, and built-in desk accessories.*



## Cumulus Unveils First Product

The first in a family of letter-quality alphanumeric display terminals priced competitively for terminal-intensive applications has been introduced by Cumulus Technology.

The HCT (\$795) is designed for users of HP computers and is suitable for block mode and forms cache applications. It completely emulates HP's 2392/A and 2394/A terminals, and is compatible with HP's 700/9x series. It achieves sharp resolution through optical ergonomic features including a 15-inch paper-white flat display screen, a 75Hz refresh rate that eliminates flicker, and large characters custom designed to be easily read.

The 15-inch display offers approximately 90 square inches of viewable area, representing a 40 percent increase over competing terminals. The paper-white phosphor screen gives the black-on-white effect of type on a piece of paper.

Built-in desktop accessories include a calculator, calendar, personal file system and notepad. A Help key retrieves instructions for using the desktop accessories.

The HCT also includes a battery-operated clock, eight pages (16K) of non-volatile memory and 16K of display memory, which can store 10-12 typical forms in forms cache applications.

Other features include an 80- or

132-column display, a keyboard that is key-for-key identical to the HP 2394A, built-in tilt and swivel and dual printer ports.

Contact Cumulus Technology, 2650 East Bayshore, Palo Alto, CA 94303; (415) 856-8800.

**Enter 919 on reader card**

## Idek America Introduces High-Resolution Monitor

Idek America, Inc., has announced the new Idek SPECTRASYNCR 1437 Color Monitor providing fully automatic frequency scanning from 15.5 to 37 kHz horizontal, 50 to 90 Hz vertical.

SPECTRASYNCR 1437 automatically adjusts the aspect ratio (horizontal/vertical dimensions and position) to preset values. Thus, the monitor always will have the desired size image on the screen regardless of the scanning frequency, and circles always will be displayed as true circles.

High-resolution graphics are provided using IBM, CGA, EGA, PGC, VGA and MCGA graphic standards. The monitor will accept TTL digital or analog video inputs.

SPECTRASYNCR 1437 (\$849) provides graphics resolution of up to 800 pixels x 600 lines. Seven switchable text colors are available via a combination of three front panel RGB pushbuttons. When all three buttons are in the off mode, a monochrome display with gray shades results. Other front panel controls include power on/off with

indicator, contrast and brightness.

A mode switch is provided at the rear of the unit for selection of the input from the analog or digital connector. Two video sources from a digital output controller and analog controller can be connected to the monitor and selected by the mode switch. The mode switch allows the choice of a TTL 8-, 16- or 64-color mode to best suit the installed graphics card. Rear controls also are provided to make final adjustments to a displayed image for aspect ratio (horizontal position and width, and vertical position and size).

Contact Idek America, Inc., 204 S. Olive St., Rolla, MO 65401; (314) 364-7500.

**Enter 938 on reader card**

## Kentek Introduces Two Page Printers

Kentek Information Systems, Inc. recently introduced the K-2+ and K-3 electronic page printers with 300-dpi print resolution.

The K-2+ prints at 15 ppm with a rated monthly output of 40,000, maintaining throughput speed, even for complex jobs. The K-3 prints at 24 ppm with a rated monthly output of 80,000 and is specifically targeted toward the printing needs of computers in clusters and networks.

The K-2+ (\$8,970) and K-3 (under \$12,000 in standard configuration) emulate the HP Laserjet Plus, Diablo 630 and Plot 10, and also use the Kentek Command language. The K-2+ 's internal 5 1/4-inch, high-density disc uploads customized data to the printer's memory, including up to 30 font sets and macros of all types, including forms, signatures and logos. Both printers include RS-232C and RS-422 serial and Centronics parallel communications interfaces. Data-products parallel and video interfaces can be added to the K-3.

The K-3 features a job recovery function that allows users to reprint the page stored in the printer's memory in the event of a paper jam or other printer error. Unlike other printers, the K-3's bit-mapped page remains in the internal memory until it receives a signal indicating paper exit from the printer.

The K-3 controller uses 1 MB RAM and a Motorola 68000 microprocessor that produces two all-points-addressable, full-page bit maps to ensure rated printer speed. The printer provides full-page, full-resolution graphics, image rotation, text and graphics merge in portrait or landscape format.

Contact Kentek Information Systems, Inc., 6 Pearl Ct., Allendale, NJ 07401; (201) 825-8500.

**Enter 939 on reader card** ■

Remember how computers remembered? Mercury delay lines? Punched cards with 90 columns and round holes? Hand-wired magnetic cores? In case your memory needs refreshing, The Computer Museum would like to share its memories with you.

**The Computer Museum Memory Poster**  
We have created a limited edition, 20"x32" poster of the picture shown below. Printed in

ENTER 620 ON READER CARD

# COMPUTER MEMORIES FOR SALE

full-color, it includes an identification key to help you recall the memories you've forgotten. To get your poster, along with an information kit on museum membership, exhibits and activities, send a tax-deductible contribution of \$25 or more to:

Memory Poster, The Computer Museum,  
300 Congress Street, Museum Wharf,  
Boston, MA 02210.

Please allow six weeks for delivery.

**YES!** Please refresh my computer memories. A tax-deductible donation of \$25 or more made payable to The Computer Museum is enclosed.

Name \_\_\_\_\_

Address \_\_\_\_\_


City \_\_\_\_\_ State \_\_\_\_\_ Zip \_\_\_\_\_



Located on Museum Wharf  
300 Congress Street, Boston, MA 02210  
(617) 426-2800

E

Special thanks to this publication, Scitex America Corp. (color separations), Grafik Communications, Ltd. (design), David Sharpe Studio (photography) and VM Software, Inc. (poster).



## KNOWING THE RIGHT MOVES



In today's rapidly expanding and highly competitive computer marketplace, making the right move in equipment and service options takes careful strategy. Sometimes, buyers "Play it safe" by purchasing well known, high quality products from the manufacturers, and end up paying royal prices.

HyPoint Technology chose to concentrate our expertise on Hewlett Packard and their high quality 3000 series. By offering previously owned HP equipment, often more reliable than brand new components, at costs of up to 50% less, we are leading our customers to make the right moves. And this equipment is guaranteed eligible for maintenance.

When you buy direct from HyPoint Technology, you are guaranteed to get quality selection, fast delivery, and performance you can depend on. Add this to our low price and professional service and you come up with a winner, every time.

**HYPOINT TECHNOLOGY, INC. 1-800-231-5500**

4343 East Royalton Road • Cleveland, Ohio 44147 • (216) 526-0323

Specializing in the full line of HP 3000 hardware.

ENTER 156 ON READER CARD

## ATTENTION WEST COAST HP PROS

HP PROFESSIONAL is searching for a West Coast editor in the San Francisco Bay area. If you have knowledge of Hewlett-Packard computer systems and are interested in writing feature and news articles, as well as software and hardware reviews, send your resume and writing samples to:

Managing Editor  
HP PROFESSIONAL  
P.O. Box 445  
Spring House, PA 19477

# MEGAMEMORIES™

When you think of memory, think of



Save up to 60% with our wide selection of affordable high performance memory subsystems for HP 9000 Series 200/300 computers.

**RAMDISK** - a 1 Megabyte memory board that functions just like a disk drive. Martinsound has utilized state-of-the-art low-power RAMs to give you a non-volatile type memory system that is many times faster than any disk-based system. And, you can boot your system direct from RAMDISK.

RAMDISK — the ideal alternative to high-cost non-volatile memories like EPROMs or bubble memories. By virtue of its battery back-up (3 year life - minimum), it is the clear choice over disk-based memory for any harsh environment.

**Attention HP Viper Language Processor users** — MARTINSOUND now has affordable memory kits for your HP Viper Basic and Pascal Language Processor Cards — call for information!

*"American Built Quality and Service Since 1971"*

See your local MARTINSOUND TECHNOLOGIES dealer, or —

**CALL US TODAY (818) 281-3555**

# MARTINSOUND

Martinsound Technologies

1151 West Valley Boulevard, Alhambra, CA 91803-2493

FAX: 818-284-3092

ENTER 115 ON READER CARD



## INFORMATION

Rates: 1 time: \$375  
3 times: \$345  
6 times: \$315  
12 times: \$250

Size: 1/9 page — 2<sup>3</sup>/<sub>16</sub>" x 2<sup>3</sup>/<sub>4</sub>"

Typesetting and composition available.

Camera ready mechanical required.

For more information call  
Cynthia Leitzel at  
(215) 542-7008.

## Performance - Not Promises!

- Competitive Prices
- \$2,000,000.00+ Inventory
- Fully Guaranteed, Including
- Maintenance Eligibility
- Generous Terms



Member: Computer Dealers & Lessors Association  
"Performance - Not Promises!"  
8370 Dow Circle Cleveland, OH 44136  
800-828-0303 216-234-8040 (In Ohio)  
FAX: 216-234-0784  
CALL MICROTEK FOR CURRENT PRICES.  
BUY SELL LEASE TRADE  
Client references available upon request.

ENTER 116 ON READER CARD

## 9000, 3000, 1000 SYSTEMS PERIPHERALS COMPATIBLES

Buy • Sell • Trade  
Maintenance

**COMPUTECH**  
SYSTEMS CORPORATION

**(206) 883-4107**

ENTER 117 ON READER CARD

## BUY • SELL • TRADE Series 80/100/ 200/300/9800

**TED DASHER  
& ASSOCIATES**

1220 33rd St. So.  
Birmingham, AL 35205  
(205) 324-8526 (322-6013)

*We specialize in 310's,  
217's, 9816's, 9836's  
and all peripherals*

ENTER 126 ON READER CARD

# HP

9000,3000,1000,  
100,80 series or ATE  
**CompuChange**

**813-796-8388**

**Buy • Sell • Trade**

ENTER 140 ON READER CARD

## Seminar Instructors

We run seminars throughout the U.S. and are aiming at Canada and Europe.

If you have expertise in a subject matter and like to teach, we would like to talk with you.

*For more information:*

**Volz Associates, Inc.**

15 Pauline Street • Winthrop, MA 02152-3011  
617-846-3837

ENTER 124 ON READER CARD

## HP 3000

WE BUY & SELL  
Guaranteed for  
HP Maintenance

**Call  
713-690-6100  
CBSI**

4407 Clark, Houston, TX 77040

ENTER 155 ON READER CARD

## Why Not . . . Used HP

Delivery, Savings,  
Guaranteed Maintenance  
HP 3000/9000/1000/100/80  
Buy, Sell, Lease, Trade

### SPECIALS

EMC2 FALCON 600 . . . . .CALL  
EMC2 4Mb 4X . . . . . \$6,500  
EMC2 4Mb 6X . . . . . \$6,500

WESTCHASE COMPUTER COMPANY  
800-538-8013/245501  
713-589-7671  
FAX 713-589-7690

ENTER 154 ON READER CARD

## Correction

The article, "System Resource Planning: Taking Out The Guesswork" (December 1987, p. 60), was written by Dale Folkins and submitted by Teresa Brzozowski. Dale, who is presently working for Hewlett-Packard in Knoxville, TN, wrote the article while he was employed by Carolian. For more information on this topic, contact Teresa Brzozowski at Carolian Systems, (416) 673-0400.



**1 MEGABYTE MEMORY BOARD  
MicroRAM**

Expand your HP Series 200/300 memory without stretching your budget.

- \*Easy "snap-in" backplane design
- \*Compatible with HP memory boards
- \*Switch selectable addressing
- \*2 year warranty
- \*90 day money back guarantee
- \*10% cash discount
- \*50-1200 MicroRAM .....\$645

**INTELLIGENT INTERFACES INC.**  
1-800-842-0888

In Georgia (404) 381-9891  
Telex: 9102502628 INTELLIGENT UD

ENTER 149 ON READER CARD

**Oswego Software, Inc.**

**IBM PC,  
PS/2**  
Vectra & compatibles  
**can read  
and write  
HP FILES**  
BDAT, ASCII,  
Series 80  
IBM PC to  
HP FILE COPY... \$495  
Call us, 312/554-3567

**Oswego Software, Inc.**  
507 North Adams St.  
Oswego, IL 60543

ENTER 258 ON READER CARD

**HEWLETT-PACKARD**

1000 • 3000 • 9000 • 250

**BUY-SELL  
RENT-LEASE**

**Maintenance  
Disaster Recovery Services**

Processors, Peripherals, & Systems

**EURODATA INC.**  
613-745-0921

2574 Sheffield Rd.  
Ottawa, Ontario, Canada K1B 3V7  
Fax: 613 745-1172 Telex: 053-3259

ENTER 131 ON READER CARD

**C.S.U.  
INDUSTRIES,  
INC.**



**The second source for  
HEWLETT-PACKARD  
3000 equipment**

- Complete Configurations
- Individual CPUs — Peripherals
- Memory Upgrades and Feature Enhancements

**WE BUY:**  
Highest Prices Paid

**WE SELL:**

- All Items Sold Are Guaranteed for HP Maintenance
- \* Trade-Ins Accepted \* Short and Long Term Leases Available \*
- Over 850 satisfied Hewlett-Packard users are our customer references.

**CALL (516) 239-4310  
ASK FOR CAROL.**

135 Rockaway Turnpike • Lawrence, NY 11559

ENTER 211 ON READER CARD

**We Make It Happen  
In Hewlett-Packard**

9000 • 3000 • 1000  
SYSTEMS & PERIPHERALS

Save 30% to 50% on all your pre-owned H.P. computer requirements from S.E.C. International Corporation without sacrificing the SERVICE and PERSONAL ATTENTION you deserve.

1-800-525-8733



INTERNATIONAL CORPORATION  
1209 US Highway 1 9N Suite 223  
Palm Harbor, FL 34684  
813/785-6003

ENTER 307 ON READER CARD

**HP 3000  
S/70 & S/68**

**HP 7933H**

404 Mb Disc Drives  
Call for current price

**COMPLETE HP 3000 SYSTEMS AVAILABLE**

All items in stock — immediate delivery.  
Subject to prior sale.  
All warranted to quality for manufacturer's maintenance.

FAX 213/829-9607  
213/829-2277 • 800/643-4954

**ConAm Corporation**  
It's Performance That Counts!

ENTER 139 ON READER CARD

**The HyPoint Advantage . . .  
INVENTORY**

“Specializing in Full  
Line of  
HP 3000 Products”

Buy ■ Sell ■ Trade ■ Lease

HyPoint Technology  
550 E. Royalton Road  
Cleveland, OH 44147

1-800-231-5500  
216-526-0323

ENTER 305 ON READER CARD

**VT 100/102/220**

Terminal Emulation  
File Transfer

- For Series 200/300
- Runs Under Basic



\$275.00

30-day unconditional  
money-back guarantee

**SYSTEM WORKS**

4318 Centennial Trail  
Duluth, GA 30136  
(404) 446-6098

Preferred by major  
U.S. industries & educational  
institutions.

ENTER 306 ON READER CARD

**IBM ↔ HP  
File Interchange**

PCLIF is a software utility which permits the transfer of files between IBM PC's, PS/2's and HP technical (LIF) computers thru the exchange of floppy disks. Using the PC for 5.25" or the PS/2 for 3.5" transfers does not require additional hardware. An internal and an external 3.5" disk drive is available to allow the PC family to perform 3.5" disk transfers.

Innovative Software Systems  
14252 Culver Dr., Suite A-444  
Irvine, CA 92714 (714)249-2056

ENTER 286 ON READER CARD



## Punched And Aperture Card Input And Output For HP Computers and IBM-PC

- Readers
- Printing Reader - Punches
- Asynch Serial Interfaces

### CARDAMATION COMPANY

P.O. Box 746  
Frazer, PA 19355

**215-647-4080**

ENTER 303 ON READER CARD

## HP1000 & 3000



- BUY • SELL • LEASE • RENT
- Repair & Exchange
- \$3,000,000 Inventory
- 120 Day Warranty
- 20 Years Experience
- Hardware • Software • Service

Computer Solutions, Inc.

NJ 201/672-6000 • CA 213/541-7171  
TLX 130098 • FAX 201/672-8069

ENTER 301 ON READER CARD

## HP-IB to Centronics Converter



### MicroPrint 45C

**NEED AN EXTRA PRINTER FOR YOUR HP COMPUTER?** The MicroPrint 45C is the solution you've been waiting for - an inexpensive way to use an inexpensive printer with your HP computer.

- \*Use with any HPIB Computer
- \*Use with any Centronics Printer
- \*No programming, transparent to system
- \*Laser Printer compatible
- \*1 year warranty

\*51-6200 MiroPrint 45C ..... \$199  
\*52-2207 Centronics Cable ..... \$ 25

**INTELLIGENT INTERFACES INC.**

1-800-842-0888

In Georgia (404) 381-9891

Telex: 9102502628 INTELLIGENT UD

ENTER 148 ON READER CARD

## HEWLETT-PACKARD

*Buy, Sell, Rent and Repair  
Computers, Peripherals  
and Options*

★ ★ ★ ★ ★

**SALES SERVICE**

(408) 270-1100 (408) 270-1170

★ ★ ★ ★ ★

FAX — (408) 270-1183

ELM — 62015192

TELEX — 9102500341

### CRISIS COMPUTER CORP.

2298 Quimby Road  
San Jose, CA 95122-1356

ENTER 186 ON READER CARD

## HP CAREERS NATIONWIDE

### SEARCHING FOR THE RIGHT OPPORTUNITY?

Look no further! Specializing 100% in the HP marketplace, Diane Amos can end this search. With her proven success record and 12 years experience, she will lead you to the right career path. Numerous opportunities available.



Call Diane Amos, C.P.C.

**Amos &  
Associates**

633B Chapel Hill Road  
Burlington, NC 27215  
(919) 222-0231

ENTER 191 ON READER CARD

## Save up to 60%!

*Top dollar when you sell!*

We buy or sell any HP equipment, including:

COMPUTER SYSTEMS • DISK DRIVES  
SOFTWARE • ACCESSORIES  
TERMINALS • MAG TAPES

*All Equipment Guaranteed.*

Specialists in hard-to-find equipment.  
Immediate delivery of in-stock items.

CALL Bill Alexander at

**312-916-1400**

**FAX 3129161361**

**COMPUTER MEDIA, INC.**

1420 Brook Drive  
Downers Grove, IL 60515

ENTER 138 ON READER CARD

## LARGE DISCOUNTS

We recently purchased the entire HP stock of a Fortune 500 company and can offer the following hardware at greatly reduced prices. All items are unused and in factory sealed boxes.

97064A CAD Table ..... \$995  
9836C Color Computer ..... \$4500  
9134XV15 Mbyte Hard Drive .. \$795  
98627A RGB Color Interface .. \$495  
98635A Floating Point Board .. \$395

**TED DASHER  
& ASSOCIATES**  
(205) 324-8526  
(205) 322-6013

ENTER 127 ON READER CARD

## BUY • SELL • RENT • LEASE

### HEWLETT-PACKARD Computer Equipment

SERIES 80, 100, 200, 300, 9800

ALSO . . . Plotters, Printers, Disk  
Drives, CPUs, Printers, etc.

Available for Immediate Delivery

**(713) 855-4528**

**TSA**

**TECHNICAL & SCIENTIFIC  
APPLICATION, INC.**

4654 Highway 6 N., Suite 101  
Houston, TX 77084

ENTER 185 ON READER CARD

## NORCO COMPUTER SYSTEMS, INC.

*Hewlett-Packard Quality  
at a NorCo Price*

**1000 • 3000 • 9000 • 250**

**BUY — SELL  
TRADE — LEASE**

Processors, Peripherals  
and Systems

925D Bassett Road  
Cleveland, OH 44145-1108

FAX 2168925507

**216-892-1920 1-800-892-1920**  
(Outside Ohio)

ENTER 184 ON READER NUMBER

# ADVERTISERS INDEX

Reader Service Number	Page
100 ADAGER.....	6-7
191 Amos & Associates.....	95
196 Bering Industries.....	71
120 Best Power Technology, Inc.....	87
194 Bradford Business Systems Inc.....	33
234 Bradmark Computer Systems, Inc.....	5
303 Cardamation.....	95
216 Carolian Systems International, Inc.....	85
155 CBSI.....	93
103 Cognos Corp.....	1
287 Cognos Corp.....	4
140 CompuChange.....	93
117 Computech.....	93
138 Computer Media.....	95
620 Computer Museum.....	91
141 Computer Solutions, Inc.....	95
246 Comsci Data Systems, Inc.....	49
139 ConAm Corp.....	94
186 Crisis Computer Corp.....	95
211 CSU Industries Corp.....	94
153 Cumulus Technology Corp.....	10-11
223 Data Systems for Industry.....	72
132 Datagate.....	68
299 DEC Professional.....	63
161 Digital Products Inc.....	69
176 Dynamac Information Systems Corp.....	67
102 EMC Corp.....	9
131 Eurodata Inc.....	94
259 Graphicus.....	29
260 Graphicus.....	31
242 Hewlett-Packard.....	47
158 Hi-Comp International.....	55
156 Hypoint Technology.....	92
305 Hypoint Technology.....	94
219 IMACS Systems Corp.....	13
268 Imperial Technology Inc.....	45
220 Indigo Software Ltd.....	54
159 Industrial Computer Corp.....	21
198 Infocentre Corp.....	53

Reader Service Number	Page
142 Innovative Software Solutions.....	84
286 Innovative Software Systems.....	94
250 Intelligent Interfaces, Inc.....	52
149 Intelligent Interfaces, Inc.....	94
148 Intelligent Interfaces, Inc.....	95
The Interface Group.....	73
152 Invitational Computer Conferences.....	61
214 IOTECH.....	84
150 James Associates.....	70
146 Kelly Computer Systems, Inc.....	51
104 Link Electronics Inc.....	50
115 Martinsound Technologies.....	92
157 MCBA.....	39
116 Microtek Systems International.....	93
275 Minisoft, Inc.....	80
184 Norco Computer Systems, Inc.....	95
288 NSD, Inc.....	65
113 OPT.....	2
258 Oswego Software.....	94
119 P.C.M.....	59
500 Persoft.....	I.B. Cover
240 Proactive Systems Ltd.....	26-27
Professional Press.....	81
114 RAET Software.....	57
281 Robelle Consulting Ltd.....	78
307 SEC International Corp.....	94
137 S.T.R. Software Co.....	77
135 S.T.R. Software Co.....	79
306 System Works.....	94
185 Technical & Scientific Applications.....	95
127 Ted Dasher & Associates.....	95
126 Ted Dasher & Associates.....	93
108 Tymbabs Corp.....	89
109 Tymbabs Corp.....	15
291 Unison Software.....	75
124 Volz Associates, Inc.....	93
248 Walker, Richer, & Quinn, Inc.....	B. Cover
154 Westchase Computer Co.....	93
111 Zentec.....	I.F. Cover

## [ CALENDAR ]

### [ FEBRUARY ]

**22-24:** Fourth Annual Computer Graphics New York Exhibition and Conference, Jacob K. Javits Convention Center, New York, NY. Devoted to the latest computer graphics technology ranging from advanced turnkey graphics systems to low-cost PC-based solutions. Conference panels will cover applications in business presentations; CAD/CAM/CAE; desktop publishing; AV and multimedia presentations; corporate video/training; aerospace; biomedical applications; and TV graphics and electronic effects. Free admission to preregistered visitors. Contact David J. Small, Exhibition Marketing & Management Co., 8300 Greensboro Dr., Suite 1110, McLean, VA 22102; (703) 893-4545.

### [ MARCH ]

**8:** "Adager Internals" presented by F. Alfredo Rego of Adager, 6:00 p.m., Beverly Hills Ramada Hotel, 1150 S. Beverly Dr., Los Angeles, sponsored by the Greater Los Angeles Users Group (GLUG). \$25 attendance fee includes presentation, dinner, informal discussion. Contact Vesoft, Inc., 1135 S. Beverly Dr., Los Angeles, CA 90035; (213) 282-0420.

**16-18:** Desktop Presentations: Computers Reach for New Media, The Fairmont Hotel, San Jose, CA. Contact Jean O'Toole, CAP

International, One Snow Rd., Marshfield, MA 02050; (617) 837-1341.

**20-24:** NCGA '88, Anaheim, CA. Ninth annual conference and exposition of the National Computer Graphics Association. Contact NCGA, 2722 Merrilee Drive, Suite 200, Fairfax, VA 22031; (800) 225-NCGA or (703) 698-9600.

**25:** SCRUG (Southern CA Regional Users Group) Seminar on HP Computer-to-Computer Networking Capabilities, Fullerton, CA. Taught by Peter Hansen of Hughes Aircraft. To cover the networking of CPUs on the HP 3000, HP 9000, HP 1000, Vectra and Macintosh. \$125 fee includes lunch and course notes. Contact Karen Zimmerman, SCRUG Office Manager, P.O. Box 84219, Los Angeles, CA 90073; (213) 453-5664.

**28-31:** 16th Annual Interface '88 Conference and Exposition, McCormick Place, Chicago, IL. Also, World Congress on Computing (WCC). Sponsored by McGraw Hill's *Business Week* and *Data Communications* magazines. Over 400 exhibitors will display communications and computer-related products and systems. Interface Conference will focus on network design-implementation-management issues and trends. Call (617) 449-6600.

## SALES OFFICES

**VICE PRESIDENT** Helen B. Marbach

**ASSOCIATE PUBLISHER/  
MARKETING & SALES** Leslie Ringe

**ADVERTISING  
SERVICES MANAGER** Connie Mahon

**MARKETING & SALES  
COORDINATOR** Cynthia Leitzel

**LIST RENTAL COORDINATOR** Cathy Dodies

**POSTCARD DECKS** Mary Browarek

### REGIONAL SALES MANAGERS

**CANADA** Helen B. Marbach

**MID-ATLANTIC** Mark Durrick

**SOUTH ATLANTIC** Cynthia Leitzel

**MIDWEST/SOUTHEAST** Peter Senft

**Professional Press, Inc.  
921 Bethlehem Pike  
Spring House, PA 19477  
(215) 542-7008**

### NEW ENGLAND/ INTERNATIONAL

Leslie Ringe

Professional Press, Inc.  
238 Bedford Street, Suite 3  
Lexington, MA 02173  
(617) 861-1994

### NORTHERN CALIFORNIA and NORTHWEST

**A. G. Germano  
Regional Sales Manager  
Alonna Doucette  
Account Executive**


Professional Press, Inc.  
715 El Camino Real, Suite 206  
San Bruno, CA 94066  
(415) 873-3368

### SOUTHERN CALIFORNIA/ SOUTHWEST/COLORADO

**David Beardslee  
Regional Sales Manager  
Karen Altonaga  
Account Executive**

Professional Press, Inc.  
1010 East Union Street, Suite 101  
Pasadena, CA 91106  
(818) 577-5970

**HP** Professional



## **SmarTerm 2392. HP terminal emulation. Perfect solution.**

To access Hewlett-Packard 3000 applications, you no longer need an HP terminal. SmarTerm® 2392 emulation software, running on an IBM® or compatible PC, provides host-system connectivity for a perfect \$225.

Virtually every HP 2392 terminal capability, including printer support, is duplicated. HP, ANSI, EM52 text handling and 132-column display mode are fully supported. As are European DOS and international keyboards.

Communications features include Kermit and Xmodem protocols, file overwrite protection, background file transfer, RAM-resident operation, and 2-way trace mode.

Window-based setup allows for multiple system configurations, remappable keyboards, and smart softkeys making SmarTerm 2392 exceptionally easy to use. On-line help makes it easy to master.

Contact your dealer or call us at 608-273-6000 for more reasons why your choice for HP terminal emulation should be SmarTerm. Period.

# Reflection.

## A family of solutions for a host of problems.



How can you connect hardware and software systems as diverse as Hewlett-Packard and DEC minis, IBM and Macintosh PCs, Novell, Ungermann-Bass, and Bridge's 3Com- and IBM-compatible LANs? With the Reflection Series software solution.

Reflection supports the widest variety of minicomputers, personal computers, LANs, and communication protocols of any single vendor.

Sophisticated features like command language, file transfer, background processing, and the PLUS backup option, give you the power you need to achieve your unique connectivity objectives.

RSVP and Dispatch address special needs of host-connected PCs. They take you one step further in automating your Reflection office.

Call us today to join over 100,000 satisfied Reflection users.

**1-800-872-2829**

ENTER 248 ON READER CARD

**Reflection 1 Plus**  
HP 2392A and VT102 emulation.

**Reflection 2 Plus**  
VT220 and Tektronix 4010 graphics.

**Reflection 3 Plus**  
HP 2623A, HP 2392A and VT102.

**Reflection 7 Plus**  
HP 2627A color graphics, HP 2392A and VT102.

**Reflection for the Macintosh**  
HP 2392A emulation.

**DISPATCH**  
New independence from HPDesk.

**RSVP**  
Links your PC with host-connected printers.

**REFLECTION**  
SERIES  
SOFTWARE

Walker Richer & Quinn, Inc.

2825 Eastlake Ave. E., Seattle, WA 98102 (206) 324-0350